

Fundamentals of Passive Optical LAN



Sean Kelly, RCDD
CommScope



Mike Watts
Noovis



Matt Miller
CallisonRTKL

Dustin Bateman
VT Group



2017 BICSI Winter Conference & Exhibition

January 22-26 • Tampa, FL

**Brought to you by the Association for Passive Optical LAN
(APOLAN)**

Founding Members:



2017 www.apolanglobal.org

BICSI Winter Conference & Exhibition

January 22-26 • Tampa, FL

Course Agenda

- Day 1
 - Passive Optical LAN: 101 – Sean Kelly, RCDD
 - Introduction to POL Components – Matt Miller
 - Introduction to POL Design with Hands-On – Mike Watts, ITS
- Day 2
 - Day 1 Review
 - Power Survivability – Dustin Bateman
 - POL Testing Considerations – Sean Kelly, RCDD
 - POL Integration and Management – Matt Miller
 - POL Project Closeout Package Deliverables – Mike Watts, ITS



2017
POL Project Closeout Package Deliverables – Mike Watts, ITS
January 22-26 • Tampa, FL

I am a...

- A. Consultant
- B. Designer
- C. Contractor
- D. Manufacturer
- E. End User
- F. Other



2017

BICSI Winter Conference & Exhibition

January 22-26 • Tampa, FL

My experience with POL is...

- A. I have installed one
- B. I have turned one up
- C. I have a project now
- D. I have some knowledge
- E. I am here to learn



2017

BICSI Winter Conference & Exhibition

January 22-26 • Tampa, FL

Passive Optical LAN:101



Sean Kelly, RCDD

Application Engineer, CommScope



2017 BICSI Winter Conference & Exhibition

January 22-26 • Tampa, FL

Section 1 Agenda

- Introduction to Passive Optical LAN
- Where did it originate
- Market adoption
- Knowledge Check



2017


BICSI Winter Conference & Exhibition

January 22-26 • Tampa, FL



A Local Area Network that...

This describes a traditional LAN!



2019
BICSI Winter Conference & Exhibition
January 22-26 • Tampa, FL

Passive Optical LAN

The infrastructure of tomorrow available today



*“A Bandwidth Efficient LAN
Architecture Providing Measurable
CapEx & OpEx Savings”*



2017

BICSI Winter Conference & Exhibition

January 22-26 • Tampa, FL

Thoughts...

Henry Ford Wisdom...

"If I'd asked customers what they wanted, they would have said "a faster horse."

Steve Jobs Wisdom...

"Man is the creator of change in this world. As such he should be above systems and structures, and not subordinate to them."



"There aren't many horse and buggies on the road and most of us don't have typewriters sitting on our desks. So why are copper networks still so widely used although they have been rendered obsolete by next-generation technologies?" Scott Forbes, CEO Forbes Media

BICSI Winter Conference & Exhibition
January 22-26 • Tampa, FL

Key Acronyms

GPON

PON vs. POL

OLT and ONT



BICSI Winter Conference & Exhibition

January 22-26 • Tampa, FL

What is Passive Optical LAN?

Revolutionary

Economical

Efficient



BICSI Winter Conference & Exhibition

January 22-26 • Tampa, FL

What is Passive Optical LAN?

Standards
based/recognized
technology

ITU G984.x

ANSI/TIA 568C

BICSI TDMM 13

Fiber Based Local Area Network

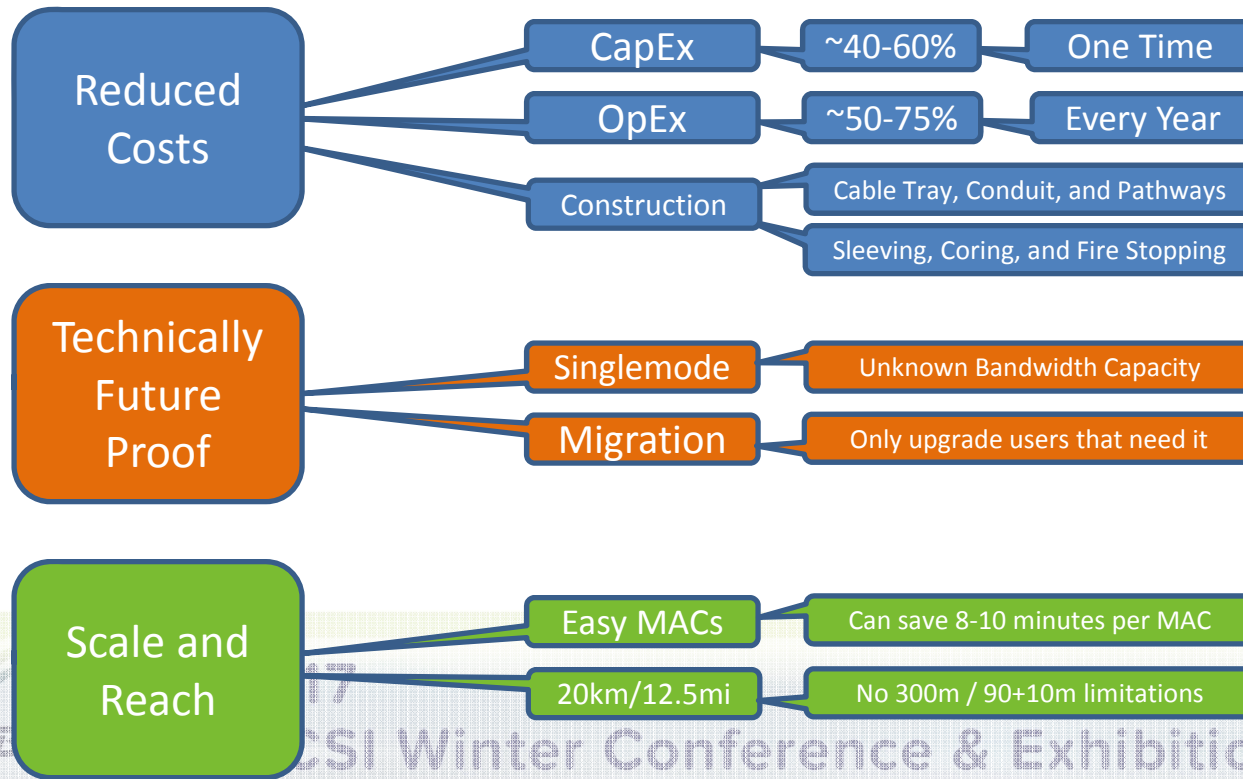
Point to Multipoint Topology



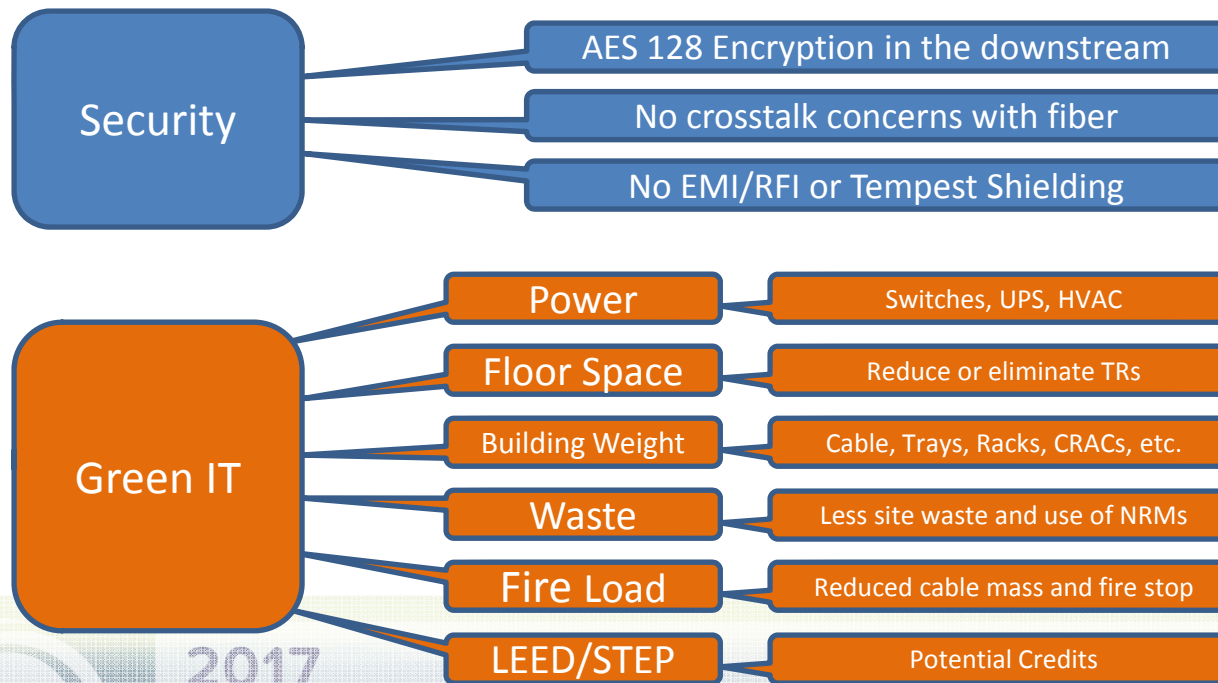
BICSI Winter Conference & Exhibition

January 22-26 • Tampa, FL

Why Passive Optical LAN?



Why Passive Optical LAN?



2017

BICSI Winter Conference & Exhibition

January 22-26 • Tampa, FL

Why Passive Optical LAN?

Carrier Grade Electronics

POL electronic components are designed and manufactured to have a service life greater than 25 years as required by carriers, compared to 5-8 years with Enterprise grade equipment


High Availability

Five 9s (99.999) with POL vs. Three 9s (99.9) with switches

Five 9s = 5.26 min/yr

Three 9s = 8.76 hr/yr

Nearly six 9s (99.9999) of availability with POL using *FSAN-B Redundancy*



2017

BICSI Winter Conference & Exhibition

January 22-26 • Tampa, FL

What should you know?

Similar

Standards Based

Local Area Network

Enterprise Management

Ethernet Frame Transport

802.1x – 802.1Q – PoE

Different

Point to Multipoint

Multiple Services

Guaranteed Bandwidth

Single Strand of SM Fiber

No Access and Distribution

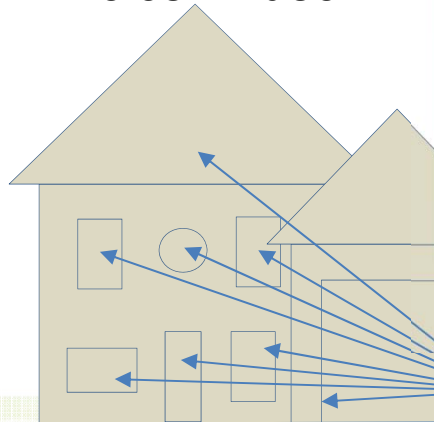


BICSI Winter Conference & Exhibition

January 22-26 • Tampa, FL

Where did it come from?


Single Dwelling



ONT

Carrier FTTH

MDU



- Fiber Hubs and Terminals
- Minimal Pathway Required
- No Power, Cooling or BBU
- No TR/IDFs Required

ONTs

Carrier FTTH



2017

BICSI Winter Conference & Exhibition

January 22-26 • Tampa, FL

What's the difference between a...

30 Story Apartment Building and a 30 Story Office Building



Furniture!



BICSI Winter Conference & Exhibition

January 22-26 • Tampa, FL

Target POL users



Healthcare



Hospitality




Education
(K-12 and Higher Ed.)



Campuses



High Occupancy Buildings
(Call Centers)



Multi-Tenant Units
(Commercial and Residential)



Casinos



Government and Military



Sporting Venues

2017
Bicsi PICSU Wireless Competency & Exhibition
January 22-26 • Tampa, FL

Market Segment Adoption (Partial List)

Government and Military

- Department of Energy
- Department of Defense
- Department Homeland Security
- Health & Human Services
- Intelligence Agencies
- NASA
- State Department
- US Air Force
- US Air Guard
- US Army
- US Army Reserves
- USDA Forest Service
- US Marine Corps
- US Forest Service

Hospitality/Hotels/Resorts

- Marriott
- Mandarin
- Crown Plaza
- Buccament Bay Resort
- Ice Hotels
- Kittitian Hill Resort

Business Services

- Canon
- Google International HQ Sunnyvale
- Getty Images London HQ
- Verizon Business Offices
- GlaxoSmithKline
- Shearman & Sterling
- NiSource
- Center for Excellence in Wireless & IT
- Advanced Energy Center
- Simmons Building for Physics & Geometry
- Motorola Solutions Sweden AB
- Deltek
- Miles & Stockbridge Law firm
- Telecommunications Industry Association

MTU/MDU Residential and Commercial

- Empire State Building
- Dallas Fort Worth Airport
- Trump Tower Miami
- Trump Plaza NY
- Stuyvesant Town/Peter Cooper Village NY

Financial

- Russell Investments (AU)
- SouthEast Bank

Healthcare/Hospitals

- Erickson Living Retirement
- Pardubice Regional Hospital
- ArchCare/Cardinal Cooke Center
- Williamsburg Landing
- Camp Pendleton Hospital
- Western State Hospital
- Guthrie Corning NY Hospital

Education/K-12/Universities/Colleges

- Virginia Tech
- Howard Community College
- Stony Brook State University
- University of Mary Washington
- Bridgepoint Education
- Dalhousie University
- Amherst College
- Chilliwack School District (BC)
- Washington State University
- American College of Radiology
- Orangeburg Public Schools
- San Diego Public Library
- Santa Fe Public Schools



2017 BICSI Winter Conference & Exhibition
 January 22-24, 2017 Tampa, FL

Example POL Implementation

Global Fortune® 225 Company – Americas Headquarters Melville, NY USA

Project Overview:

- Approximately 1 million sq. ft. (main building and 2 parking garages)
 - Planned growth for another 200,000 sq. ft.
- 1,500 employees
 - Planned growth for another 750
- Nearly 12,000 GPON Ethernet ports

Integrated Technologies over GPON:

- VoIP (PCs tethered through phone)
- Security
 - Access Control
 - Biometrics
 - Cameras (main building and parking)
 - Virtual turnstiles
 - Blue Phones in parking garage
- 480 WAPs
- Building automation
- Environmental controls
- IP Video content distribution
- Digital signage
- Point of Sale



Member Integration/Implementation

Project Highlights

\$1 million in CAPEX savings

Approximately \$250,000/yr in energy savings



2017

BICSI Winter Conference & Exhibition

January 22-26 • Tampa, FL

San Diego Downtown Central Library

Optical LAN

San Diego Downtown Central Library ~ modern smart and green building



- Wireless Access Points
- Across library & courtyard
- Free access for patrons




- Rack Mount ONT
- 24-ports GbE Ethernet
- Mainly serving WAPs



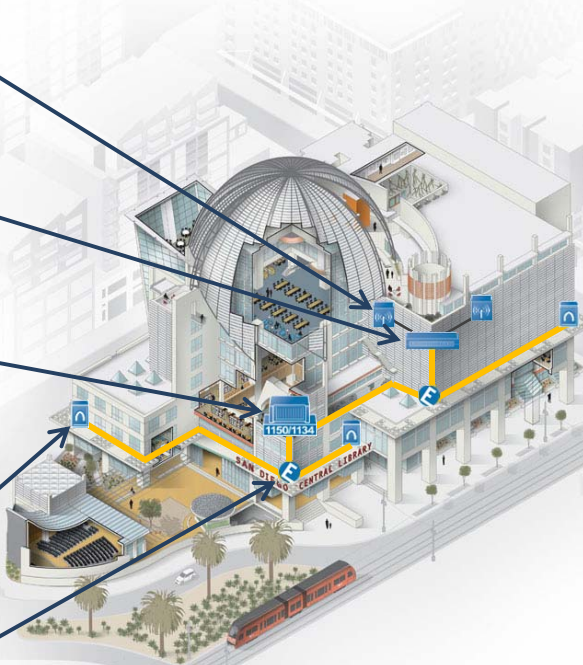
- Chassis Style OLT
- Located 4th floor data room
- Serves all ONTs with 18 miles



- Surface Mount ONTs
- 4-ports GbE Ethernet
- Mainly mounted under desks



- Single Mode Fiber
- Passive Optical Splitters
- With Fiber Management



- 9-story
- 3-story domed reading room
- 350-seat auditorium
- Technology center
- Outdoor plaza and café
- Coffee Bar
- LAN services Voice over IP, data & on-line video access
- Wi-Fi throughout the library and courtyard via 36 Meraki WAPs
- 3-D Printer Connectivity
- Nearly three hundred digital devices available
 - Workstations
 - iPads
 - iPad Minis
 - Chromebooks
 - Kindle
 - Sony eReaders
- Technology enable collaborative workspaces
- LEED Silver status

Knowledge Check



2017

BICSI Winter Conference & Exhibition

January 22-26 • Tampa, FL

Passive Optical LAN is a standards based/recognized technology

- ✓ A.True
- B.False



2017

BICSI Winter Conference & Exhibition

January 22-26 • Tampa, FL

Guaranteed bandwidth is possible with...

- ✓ **A. Passive Optical LAN**
- B. Switch Based**
- C. Both A and B**



2017

BICSI Winter Conference & Exhibition

January 22-26 • Tampa, FL

POL supports 802.1Q VLANs

✓ **A.True**

B.False



2017

BICSI Winter Conference & Exhibition

January 22-26 • Tampa, FL

**AES 128 Encryption is present in _____
direction(s)**

A. The upstream

✓ B. The downstream

**C. Both upstream and
downstream**



2017

BICSI Winter Conference & Exhibition

January 22-26 • Tampa, FL

Section 2 Agenda

- Verticals
- Bandwidth Requirements
- Dynamic Bandwidth Allocation
- Knowledge Check



2017

BICSI Winter Conference & Exhibition

January 22-26 • Tampa, FL

Education Vertical

- **K-12**
 - Tight budgets vs. increased demand
 - Space constraints and non-traditional TRs/IDFs
 - Aging architecture vs. modern technology
 - Mondo Pads
 - AMX SchoolView
 - Smart Boards
 - Central content
- **Post Secondary / Higher Education**
 - Higher bandwidth demand
 - Increased BYOD
 - Valuable space lost with traditional
 - Lost revenue and added costs
 - Inefficient use of bandwidth
 - Inefficient use of space
 - Service providers profit



2017

BICSi Winter Conference & Exhibition

January 22-26 • Tampa, FL

Hospitality Vertical

- **Hotels**
 - Industry groups driving POL advanced technology
 - HTNG – Hotel Technology Next Generation
 - HFTP – Hospitality Financial & Technology Professionals
 - HITEC – Hospitality Industry Technology Exposition and Conference
 - Higher port density in guest rooms and non administrative areas
 - Digital signage
 - Cameras
 - WAPs
 - IP card readers and locks
 - Four to eight data ports per guest room
 - Scalable solution with extended reach
 - Resort properties
 - Shared plot properties (Fairfield Inn, Courtyard, and Residence Inn)
 - Future proof cabling infrastructure



2017

BICSI Winter Conference & Exhibition

January 22-26 • Tampa, FL

Healthcare Vertical

- **Assisted Living**
 - Patient wandering – WAP monitoring
 - In residence
 - Anywhere on the property
 - VoIP and Data needs in residence and administration
 - Security and Digital Communication
- **Critical Care**
 - Higher bandwidth demand
 - Higher port counts in patient rooms, nurse stations, and operating rooms
 - Building Automation and Intelligent Structures (converged networks)
 - Security
 - Monitoring
 - HVAC
 - Automated check-in / check out
 - Door sensors
 - No EMI/RFI concerns or Tempest shielding needed with fiber
 - Encrypted data pathways



2017

BICSi Winter Conference & Exhibition

January 22-26 • Tampa, FL

Large Enterprise / Financial Verticals

- **Large Office Building**
 - Movement toward all BYOD
 - Converged networks (HVAC, Automation, Security, etc.)
 - Pathway and space constraints
 - Cost of traditional switch, cabling, and maintenance refresh
 - Increased technology
 - Pervasive wireless
 - Digital signage
 - Everything headed IP
- **Financial (Banks and Trading Floors)**
 - Higher bandwidth demand
 - Increased security
 - Increased port count
 - Redundancy, diversity, and automatic failover (FSAN-B)
 - Lost revenue and additional costs
 - Downtime (three 9s vs. five 9s)
 - Missed trades
 - Excess energy



2017


BICSi Winter Conference & Exhibition

January 10-12, 2017 Tampa, FL

Call Centers, Cities, and Retail

- **Call Centers**
 - High density areas
 - Low bandwidth requirements
 - IP Phones ~ 95Kb/s
 - Virtual “Dumb” terminals ~ 1Mb/s
 - Print/Scan/Fax ~ 500Kb/s
- **Cities, Towns, Neighborhoods, and MDUs**
 - Connect multiple buildings without distance limitations
 - Older buildings do not have pathways and spaces for traditional upgrades
 - Scalable solution for future expansion

- **Retail**
 - Digital signage
 - Customer Interactive Experience (pricing, web details, ordering, price compare)
 - Security, POS, multi-tenant service



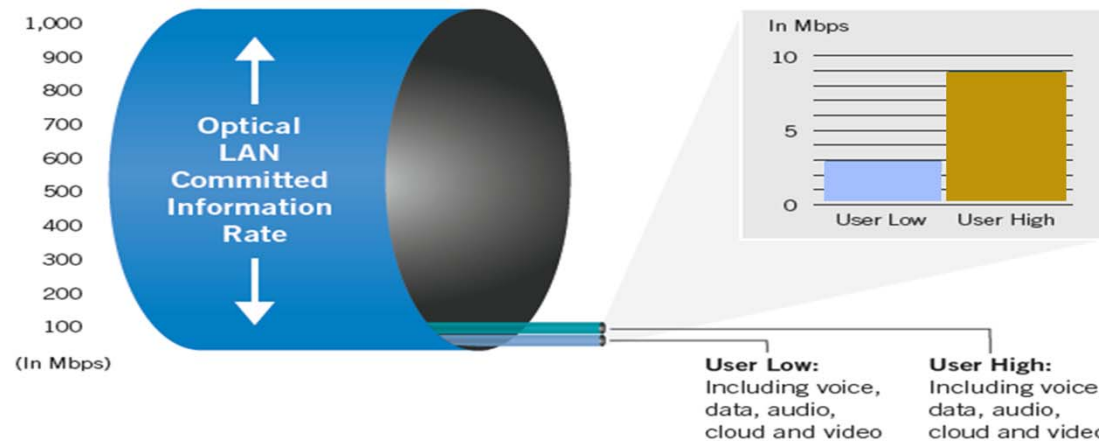
2017
BICS Winter Conference & Exhibition
January 22-26 • Tampa, FL

You need how many “Gigs”?

Common LAN Services	Typical Required Bandwidth
Email and Web Browsing	500Kbps
Voice over IP	110Kbps
Cloud-based Services (data storage, enterprise s/w, collaboration, etc...) Low	50Kbps
Cloud-based Services (data storage, enterprise s/w, collaboration, etc...) High	100Kbps
Wireless Access Point Capacity (IEEE 802.11 a/b/g/n)	24Mbps
Wireless Access Point High Capacity (IEEE 802.11 ac/ad, dual radio)	300Mbps
IP Video Surveillance Standard Definition (MPEG4/H.264)	2Mbps
IP Video Surveillance High Definition (MPEG4/H.264)	6Mbps
IP Video Conferencing / Telepresence (720p-Good, includes primary/auxiliary)	2Mbps
IP Video Conferencing / Telepresence (1080p-Best, includes primary/auxiliary)	15Mbps

Gartner 2013 Estimates of Bandwidth needs through 2017 shows Super Users with a maximum requirement of sub-7Mbps

How much bandwidth is really needed?



Optical LAN bandwidth compared to Peak bandwidth per User in 2017

- Blue represents symmetrical 1 gigabit bandwidth available at every ONT port
- Light Blue and Green represents Gartner Low User and High User bandwidth required 2017

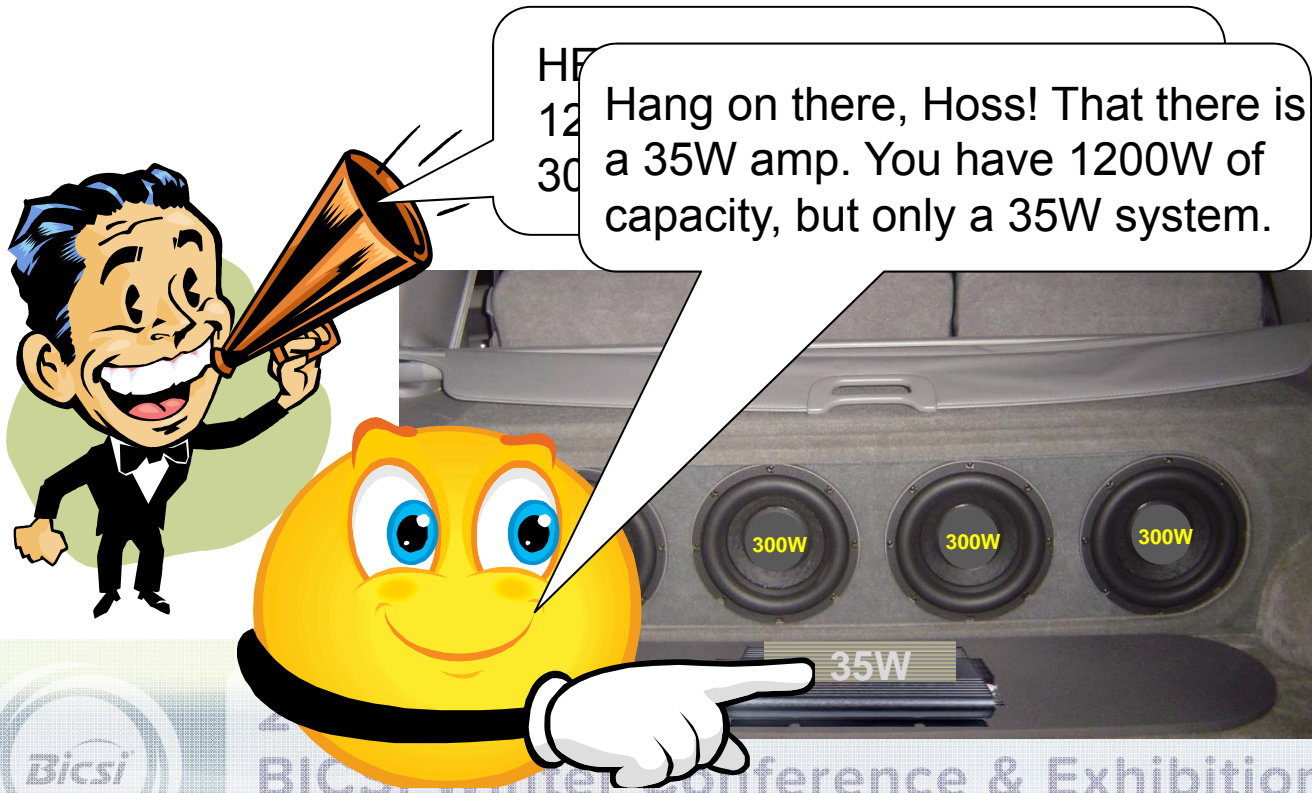


2017

BICSI Winter Conference & Exhibition

January 22-26 • Tampa, FL

Bandwidth Capacity vs. Bandwidth Traffic



HF
12
30

Hang on there, Hoss! That there is a 35W amp. You have 1200W of capacity, but only a 35W system.

300W

300W

300W

35W



BICSi Winter Conference & Exhibition
January 22-26 • Tampa, FL

In traditional networks...



Listen up!!! I have 10Gig OM4 Fiber in my Backbone and 10Gig Cat6 Copper in my Horizontal, so when I put in a 10Gig switch it won't have any resistance and I will get a Gig to the desk and be future proof.



Backbone OM3/4 (10Gb/s)



Horizontal CAT6A Cu (10Gb/s)

Can No!!!???



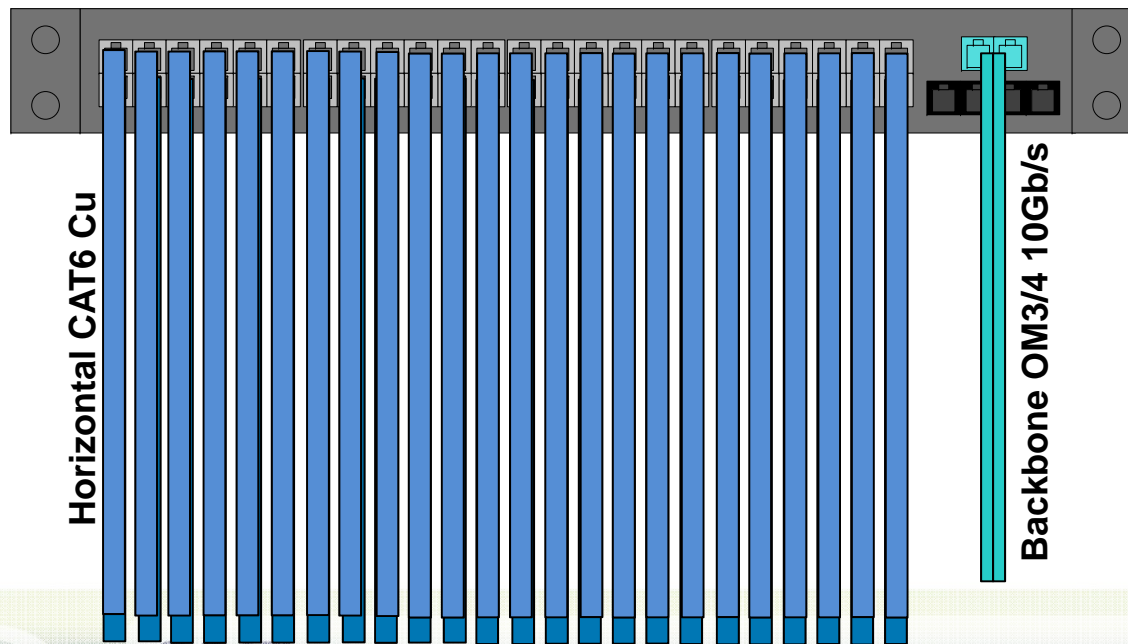
2017

BICSI Winter Conference & Exhibition

January 22-26 • Tampa, FL

It is not a matter of resistance...

48 Port Gigabit Ethernet Switch



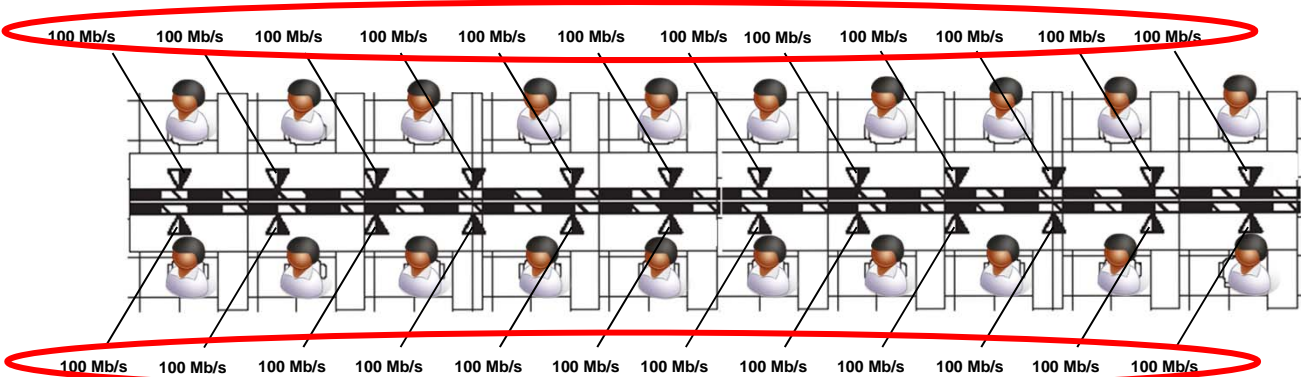
208 Mb/s

Does your IP phone need 208Mb/s?

Bic... CSI v... & Exhibition
January 2017

Switch Data vs. Dynamic Bandwidth Allocation

24 Port 10/100 Ethernet Switch



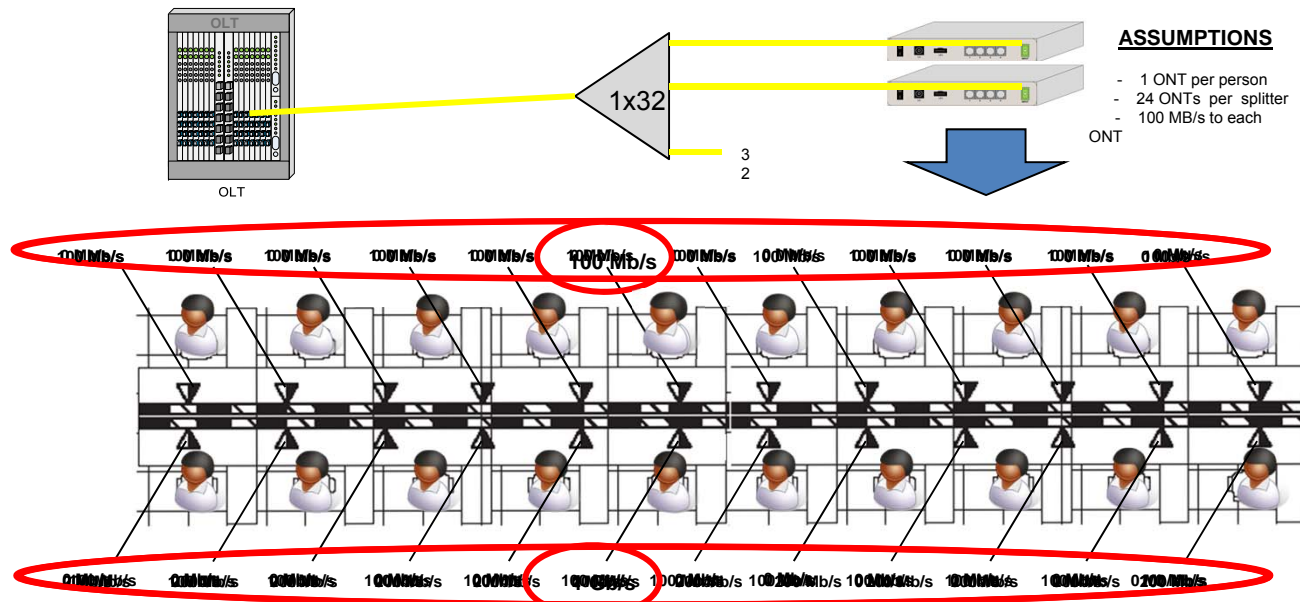
Most users use 0Mb/s over 98% of the workday
 When all users are using 100Mb/s, people are leaving and a single user
 has to very near 100Mb/s. Every data port still has a 100Mb/s Connection
 Every data port has a minimum of 100Mb/s

- A minimum of 100Mb/s
- A maximum of 100Mb/s
- A minimum of 100Mb/s
- A maximum of 100Mb/s



BICSI 2010
 January 22-26 • Orlando, FL
 Conference & Exhibition

Switch Data vs. Dynamic Bandwidth Allocation


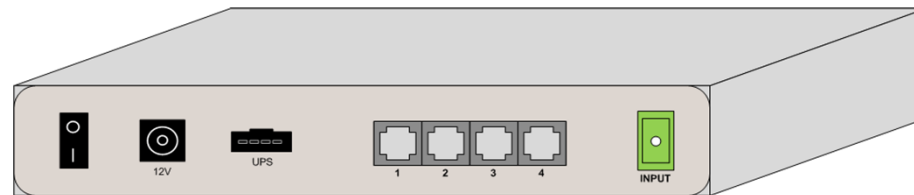


Whereas users use 100 Mb/s over 98% of the workday, Most users use 100 Mb/s over 98% of the workday, requires
 Whenever other data is on the line, the 100 Mb/s connection can be assumed per
 Every user needs a 100 Mb/s connection. This is a 100 Mb/s connection. This is a 100 Mb/s connection.
 committed rates from the network. This is a 100 Mb/s connection. This is a 100 Mb/s connection.
 - A minimum of 100 Mb/s of 1 Gb/s
 - A maximum of 1 Gb/s
 Bursting:



BICSi Winter Conference & Exhibition
 January 22-26 • Tampa, FL

VLANS and Committed /Burst Rates



2017
BICSI Winter Conference & Exhibition
January 22-26 • Tampa, FL

Knowledge Check



2017

BICSI Winter Conference & Exhibition

January 22-26 • Tampa, FL

Gigabit switches provide 1Gb/s connections to each WAO

A.True

✓ B.False



2017

BICSI Winter Conference & Exhibition

January 22-26 • Tampa, FL

Most users consume bandwidth all day long

A. True

✓ B. False



2017

BICSI Winter Conference & Exhibition

January 22-26 • Tampa, FL

This technology uses Dynamic Bandwidth Allocation

A. Switch Based

✓ B. Passive Optical LAN



2017

BICSI Winter Conference & Exhibition

January 22-26 • Tampa, FL

Most users require a sustained GbE connection

A. True

✓ B. False



2017

BICSI Winter Conference & Exhibition

January 22-26 • Tampa, FL

Section 3 Agenda

- Layout
- Primary Components
- Design Tips
- Support and Compatibility
- Knowledge Check

- Lunch

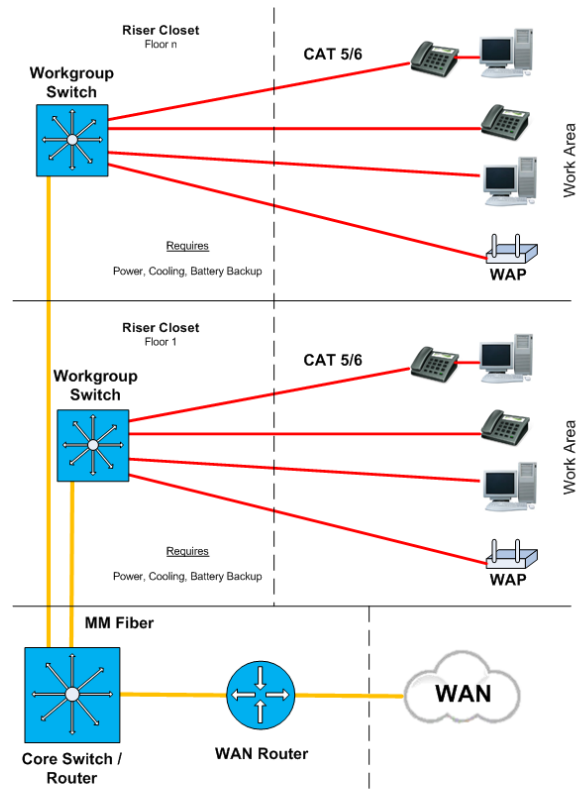


2017

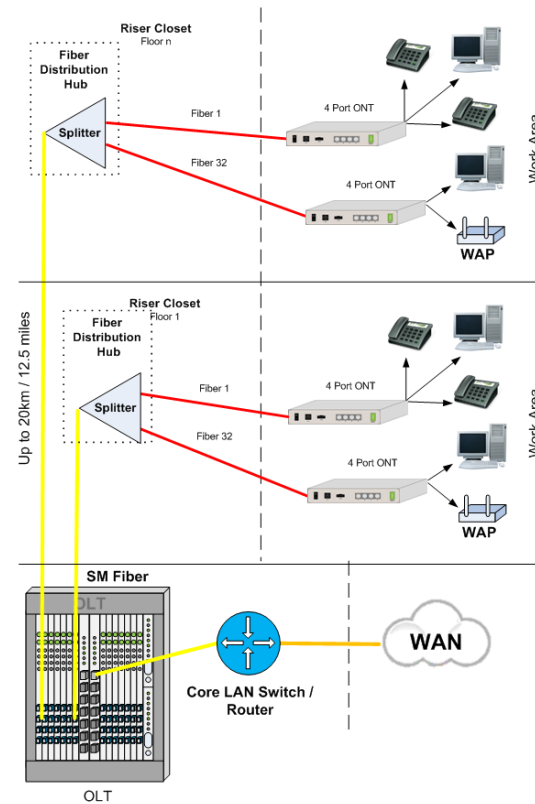
BICSI Winter Conference & Exhibition

January 22-26 • Tampa, FL

Traditional LAN vs. POL (GPON)



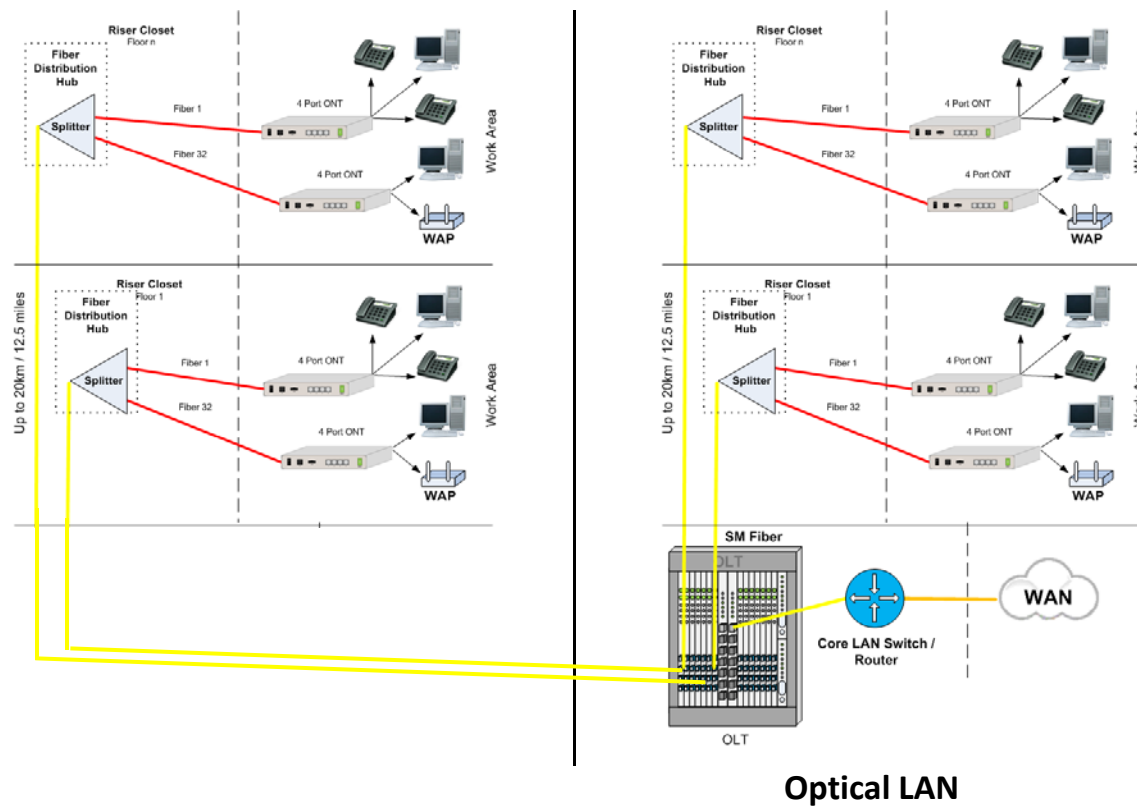


Traditional LAN

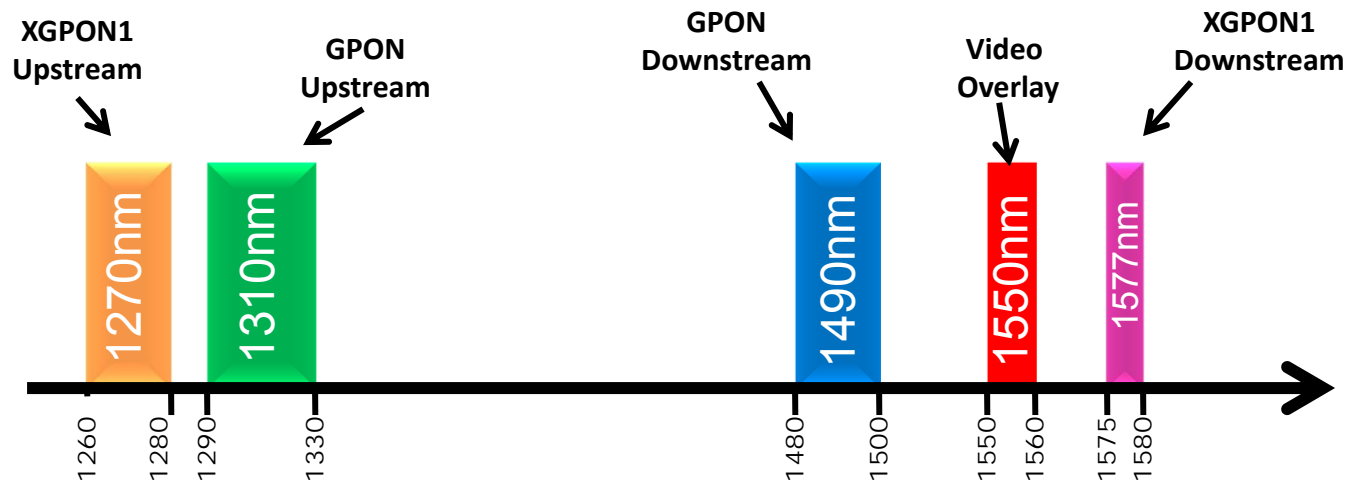


Passive Optical LAN

On a Campus



The Migration to 10G PON1



The cabling infrastructure stays the same and only the users that need it are upgraded.

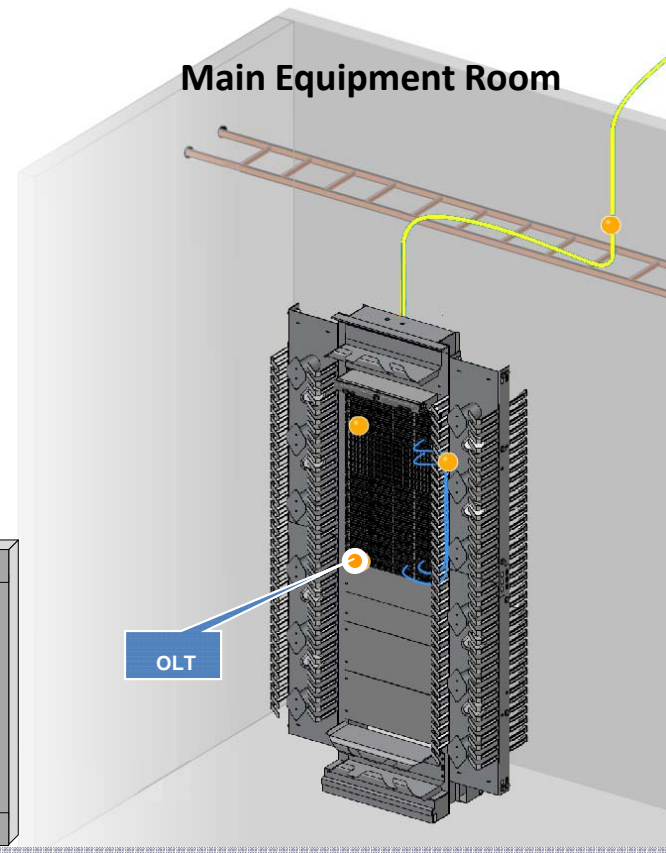
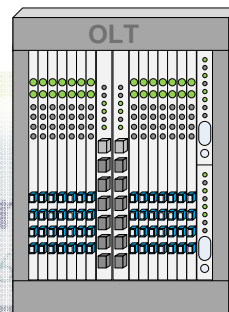
2017 BICSI Winter Conference & Exhibition

January 22-26 • Tampa, FL

The Primary Components

Optical Line Terminal (OLT)

- Active equipment provided by suppliers such as Tellabs and Zhone
- -48VDC Carrier Grade Chassis
- After Layer 3
- Up to 14 Line cards
- Typically 4 singlemode output ports per card
 - = 56 Outputs per chassis
 - = 1792 Work Group Terminals (1x32 splitters)
 - = 7168 Ethernet Ports (ONT has 4 copper output ports)



2017
BICSI Winter
January 22-26

The Primary Components

Optical Splitters



Universal Splitter



LGX Universal Splitter

Available Splits

1x2

1x4

1x8

1x16

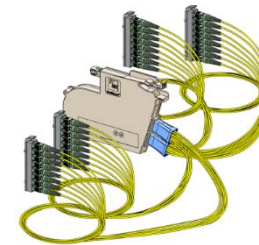
1x32

2x4

2x8

2x16

2x32



Mini Plug-and Play Splitter



1U Splitter Drawer
(Holds 4 Mini P-N-P Splitters)



Traditional 1U Rack-Mount Splitter

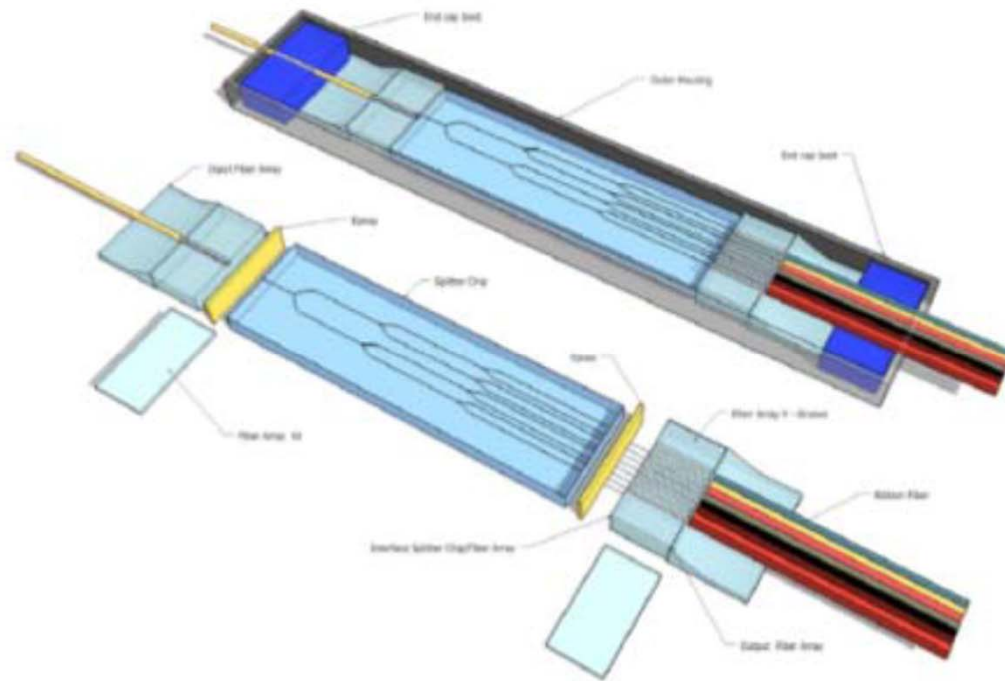


2017
BICSI

January 22-26 • Tampa, FL

& Exhibition

Planar Light Circuit/Planar Waveguide

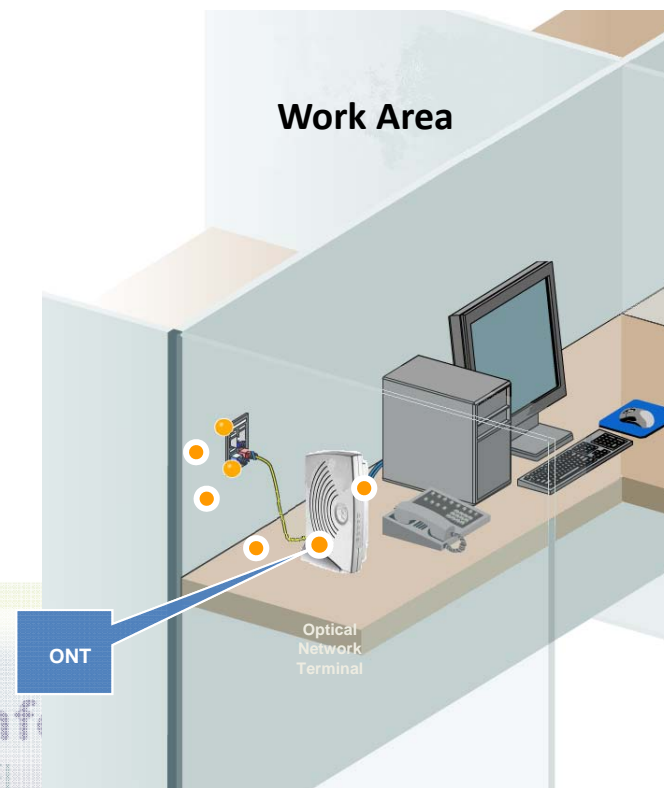


BICS Winter Conference & Exhibition
January 22-26 • Tampa, FL

The Primary Components

ONT – Optical Network Terminal

- Active equipment provided by suppliers such as Tellabs and Zhone.
- Located near the user or device
- Typically 4 RJ45 (10/100/1000) outputs with optional POE
- Up to 60W of available POE (vendor specific)
- Standard HVAC is adequate
- Optional internal or external battery back-up
- POTS and COAX ports available
- Establishes and maintains secure AES 128 Encryption
- Supports multiple VLANs on each port



ONT

ONT Placement



Ceiling tile mount



Wall-mount




Under-desk mount




Desktop mount



SECURE Wall Box



SECURE Wall Box





Wall Plate ONT

2017
BIOST Winter-C
January 22-26 • Tampa, FL

& Exhibition

ONT Sharing



BICSI

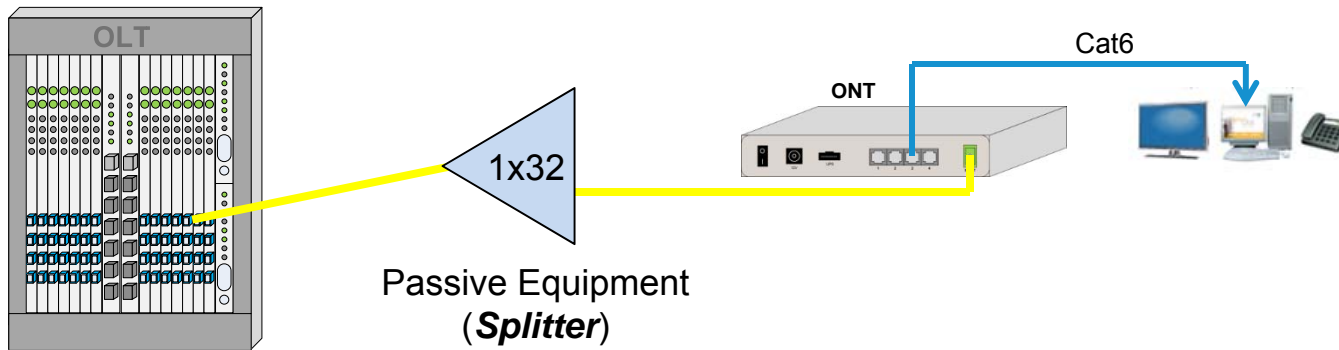
2014
BICSI Winter Conference & Exhibition
January 22-26 • Tampa, FL

Distance and Loss

OLT Output
= +3dBm

Minimum of
15.5dB
loss required!

ONT Range =
-12.5dBm to -26dBm



12.5mi / 20km

Up to **100m**
(Solid Conductor
Cable)



2017
BICSI Winter Conference & Exhibition
January 22-26 • Tampa, FL

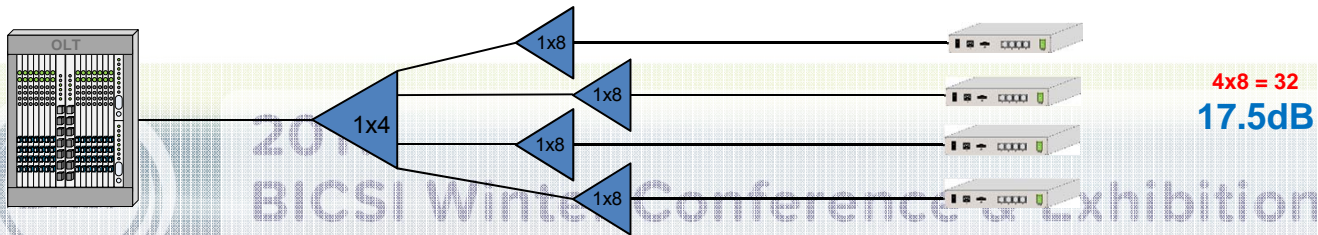
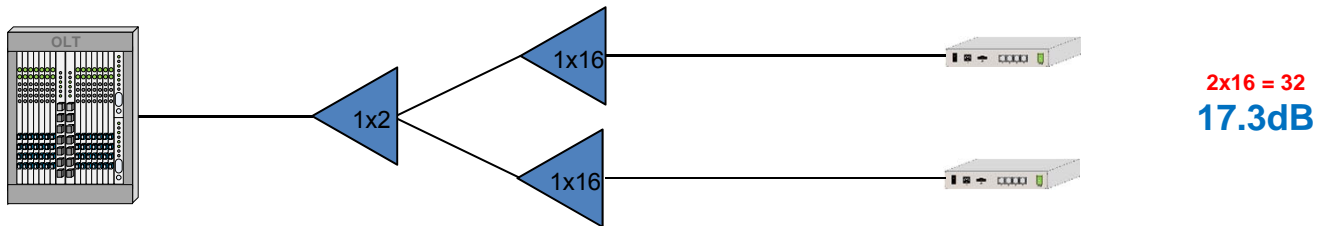
Splitter Loss

Splitter	Max Loss*	Typical Loss*	Wavelength Range
1x2	3.8dB	3.1dB	1260-1360nm and 1480 -1580nm**
2x2	4.3dB	3.2dB	1260 - 1635nm
1x4	7.2dB	6.6dB	1260 - 1635nm
2x4	7.8dB	6.7dB	1260 - 1635nm
1x8	10.3dB	9.7dB	1260 - 1635nm
2x8	10.9dB	9.8dB	1260 - 1635nm
1x16	13.5dB	12.8dB	1260 - 1635nm
2x16	14.1dB	12.9dB	1260 - 1635nm
1x32	16.7dB	16.0dB	1260 - 1635nm
2x32	17.4dB	16.2dB	1260 - 1635nm
1x64	20.4dB	19.7dB	1260 - 1635nm
1x2 + 1x16	17.3dB	15.9dB	1260 - 1635nm
1x4 + 1x8	17.5dB	16.3dB	1260 - 1635nm

* Includes PDL, WDL and TDL. Does not include connector loss.

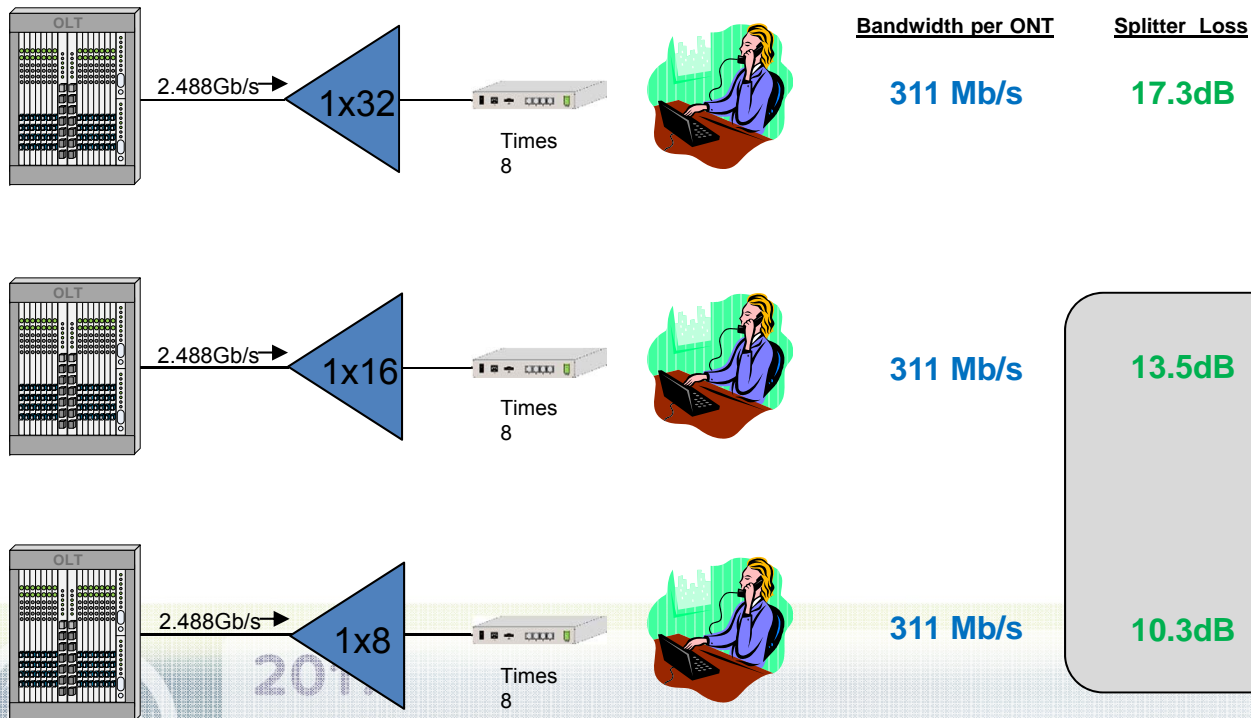
** May not be compatible with NG PON1 or NG PON2

Cascade Splitting Loss



2017 BICSI Winter Conference & Exhibition
January 22-26 • Tampa, FL

Split Ratios Do NOT “Change” Bandwidth

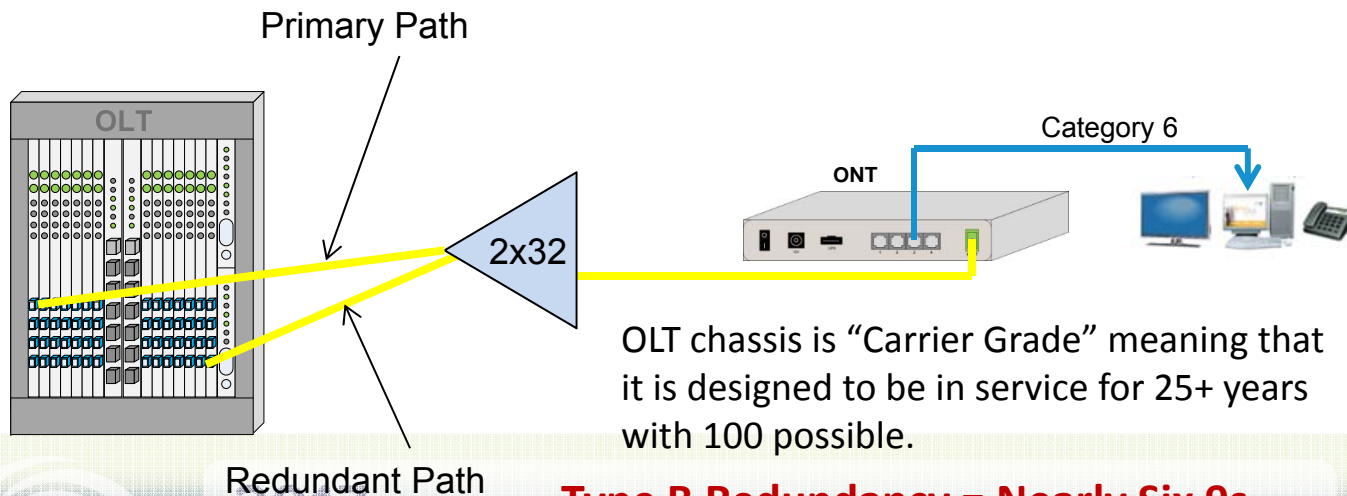


2014 BICSI Winter Conference & Exhibition

Each ONT may require an Attenuator

Type B (FSAN-B) Redundancy

If any interruption is detected on the primary path (OLT to ONT), the OLT will switch to the redundant path instantaneously.



Type B Redundancy = Nearly Six 9s

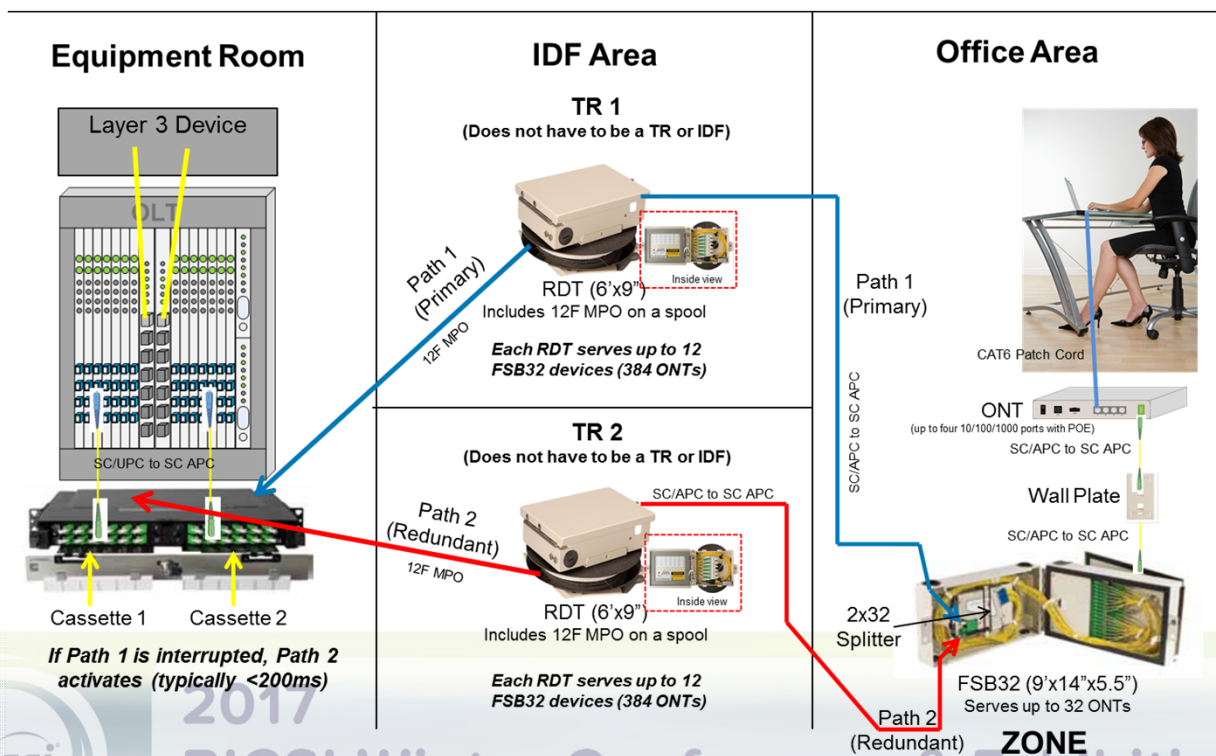


2017

BICSI Winter Conference & Exhibition

January 22-26 • Tampa, FL

Example Layout of Type B (FSAN-B) Redundancy



2017
BICSI Winter Conference & Exhibition
 January 22-26 • Tampa, FL

ZONE

IP/Ethernet Protocol Support

Network Integration	Service Delivery	Monitoring / Management
Multiple 1G and 10G Ethernet Uplinks	802.1p: Class of Service	SNMP v1, v2, v3
IEEE 802.3ad Link Aggregation Control Protocol (LACP)	IP differentiated services code point (DSCP)	CLI Console Port
IEEE 802.1Q VLAN Encapsulation	Quality of Service: Per-VLAN, Per-Port, Per-Service queuing / scheduling *	Remote Monitoring (RMON) software agent
IEEE 802.1w Rapid Spanning Tree (RSTP)	Sophisticated QoS and Traffic Management	RMON I & II
IEEE 802.1s Multiple Spanning Tree (MSTP)	Eight Queues per VLAN	Enhanced SNMP MIB support
Virtual Router-to-Router Redundancy (VRRP)	Policing, Scheduling, Shaping per Queue	RFC 1213-MIB (MIB II)
IPv4 / IPv6	Congestion and Flow Control	Extended MIB support
IGMPv2 / IGMPv3	Hardware Based ACLs: L2, L3, L4	Network Timing Protocol (NTP)
Network Access Control (NAC)	Hardware Based Multicast Management	RADIUS based authentication
IEEE 802.1x (Port-based Authentication)	IEEE 802.3af, 802.3at (PoE)	SSH v1, v2
Dynamic Host Control Protocol (DHCP)	Link Layer Discovery Protocol (LLDP)	VMWare Support for EMS
DHCP Snooping and Option 82 insertion		OLT SysLog support (2014)
Port Security, Sticky MACs		Y.1371 (2014)
RFC-2267 (Denial of Service)		802.1ag Fault Detection (2014)
Traffic Storm Control		
Bridge Protocol Data Unit (BPDU) Guard		

This represents a partial list of supported IEEE and IP/Ethernet protocols

BICS Winter Conference & Exhibition
January 22-26 • Tampa, FL

Bicsi

Knowledge Check



2017

BICSI Winter Conference & Exhibition

January 22-26 • Tampa, FL

Upstream (ONT to OLT) analog video utilizes which wavelength?

A. 1550nm

B. 1490nm

C. 1310nm

D. 1625nm

E. None



2017

BICSI Winter Conference & Exhibition

January 22-26 • Tampa, FL

A cascaded 1x4 + 1x16 split is a good practice?

A.True

✓ B.False



2017

BICSI Winter Conference & Exhibition

January 22-26 • Tampa, FL

GPON bandwidth can be increased by using a lower split ratio

A.True

✓ B.False



2017

BICSI Winter Conference & Exhibition

January 22-26 • Tampa, FL

**The minimum loss required between the OLT
and ONT is...**

A. 13.5dB

B. 10.7dB

✓ C. 15.5dB

D. 17.2dB

E. None of these



2017 BICSI Winter Conference & Exhibition
January 22-26 • Tampa, FL

PoE in a POL is administered at the...

A. OLT

✓ B. ONT

C. Injector

D. PoE is not possible



2017

BICSI Winter Conference & Exhibition

January 22-26 • Tampa, FL

60 Minute Lunch Break



20


BICSI Winter Conference & Exhibition

January 22-26 • Tampa, FL

Please respect others and return on time.

Section 4 Agenda

- Savings
- LEED and Environmental Benefits
- Largest POL deployment in the world
- Knowledge Check
- 15 Minute Break



2017
BICSI Winter Conference & Exhibition
January 22-26 • Tampa, FL

Savings




January 22-26 • Tampa, FL

ition

POL: Total Cost of Ownership Savings

Expense	250 Users	500 Users	1000 Users	Campus 5000 Users	Campus 10,000 Users
TCO	32%	46%	57%	68%	68%
CapEx	31%	41%	48%	55%	55%
OpEx	40%	50%	65%	70%	70%
• Power	48%	61%	68%	75%	75%
• Cooling	48%	61%	68%	75%	75%



2017

BICSI Winter Conference & Exhibition

January 22-26 • Tampa, FL

POL: Power Consumption Comparison

**Regional Medical Center
4000 drops**

Price per kw hour	\$0.082	W/HR	Annual \$
Total POL Budget		14,050	\$10,081
Total Traditional Budget		37,171	\$26,670
Difference		(23,121)	(\$16,589)
Total Savings Percentage		-62.20%	

Traditional LAN				
Main Distribution Frame				
Description	Quantity	Rated Power	Total Power	Notes
Cisco WS-C3750X-48P-S(715W)	7	134	937	
UPS	1	937	187	UPS overhead
HVAC	1	1,125	1,350	Draw to cool UPS & Cisco *1.2
Total			2,474	
Intermediate Distribution Frames				
Description	Quantity	Rated Power	Total Power	Notes
Cisco WS-C3750X-48P-S(715W)	96	134	12,854	
UPS	1	12,854	2,571	UPS overhead
HVAC	1	15,425	18,510	Draw to cool UPS & Cisco *1.2
Total			33,936	
Desktop/Work Area				
Description	Quantity	Rated Power	Total Power	Notes
N/A				
Total			0	
Power over Ethernet				
Description	Quantity	Attenuation	Total Power	Notes
Copper drops	1,463			
Average length of drop	200			
Total feet	292,600	0.0026	761	Total loss via PoE
Total			761	

Passive Optical LAN				
Main Distribution Frame				
Description	Quantity	Rated Power	Total Power	Notes
AXS1800	2	516	1,032	2-SW, 2-SYS, 8-PON
UPS	1	1,032	206	UPS overhead
HVAC	1	1,238	1,486	Draw to cool UPS & AXS *1.2
Total			2,724	
Intermediate Distribution Frames				
Description	Quantity	Rated Power	Total Power	Notes
N/A	N/A	N/A	N/A	
Total			0	
Desktop/Work Area				
Description	Quantity	Rated Power	Total Power	Notes
WT21004		1,255	9	Admin areas
Total			11,295	
Power over Ethernet				
Description	Quantity	Attenuation	Total Power	Notes
Copper drops	1,463			
Average length of drop	8			
Total feet	11,704	0.0026	30	Total loss via PoE
Total			30	

Potential* LEED Credits

- Energy and Atmosphere Credit 1 (1-3 pts).
 - Reduction in TRs, HVAC equipment, switch equipment, UPS, lighting and other energy needs.
 - The PON system helps the overall efficiency of the energy systems.
- Innovation in Design Credit 1 (1-4 pts).
 - The PON system utilizes less equipment, resulting in less raw materials, less garbage, less transportation and reduced time for implementation and commissioning.



- In addition, utilizing a fiber system ensures the life of the system extends beyond the life of a conventional “switched” system.



2017
BICSI Winter Conference & Exhibition

January 22-26 • Tampa, FL

*not guaranteed or implied

“Eco-Friendly”

- **Reduced Power Requirements**
 - Savings between 40% to 60%
- **Reduced HVAC Requirement**
 - A Fortune 500 company saved about \$450K on the Power distribution network (HVAC, backup etc) for a building project with 2000 Ethernet ports
- **Reduction in Non-renewable materials**
 - Reduction of up to 8000 pounds of plastic and copper versus a Cat 6 install for building of 4000 Ethernet ports
- **Floor Space Savings**
 - Traditional layer-2 solutions are bound by the 300ft Ethernet limitation
- **Fire Load Savings**
 - Savings in Sprinkler Systems
 - Fire Load and ceiling space savings



Green Benefits

- Reduction in power consumption
- Reduction in non-renewable materials
- Ceiling space and fire load savings
- Reduction in cabling costs
- Floor space savings

2017

BICSI Winter Conference & Exhibition

January 22-26 • Tampa, FL

Cabling Comparison


Riser Rated Cables	Reduced Bend Radius Single-Mode	Category 5e UTP	Category 6a UTP
10G Distance	40km	45m	100m
Cable OD	3mm	5.7mm	7.5mm
Weight	4lb / 1000'	22lb / 1000'	39lb / 1000'
Minimum Bend Radius	5mm	22.8mm	30mm
Tensile Strength	48lbf	25lbf	25lbf
Cost	Low	Medium	High



BICSI Winter Conference & Exhibition

January 22-26 • Tampa, FL


Largest Enterprise PON Deployment



BICSI Winter Conference & Exhibition

January 22-26 • Tampa, FL

Knowledge Check



2017

BICSI Winter Conference & Exhibition

January 22-26 • Tampa, FL

Which of these are a benefit of POL?

- A. Reduction in power
- B. Reduction of fire load
- C. Reduction of non-renewable materials
- ✓ D. All of these are benefits



2017

BICSI Winter Conference & Exhibition

January 22-26 • Tampa, FL

LEED Credits are

- ✓ A. Possible with POL
- B. Automatic with POL
- C. Guaranteed with POL
- D. Not Possible with POL



2017

BICSI Winter Conference & Exhibition

January 22-26 • Tampa, FL

So far, my knowledge depth of Passive Optical LAN increased so far today by...

A. A little

B. A lot

C. What is Passive Optical LAN?

D. None



2017

BICSI Winter Conference & Exhibition

January 22-26 • Tampa, FL

Questions?

Passive Optical LAN: 101

Sean P. Kelly, RCDD

Applications Engineer, CommScope



2017

BICSI Winter Conference & Exhibition

January 22-26 • Tampa, FL

15 Minute Break



2017

BICSI Winter Conference & Exhibition

January 22-26 • Tampa, FL

Please respect others and return on time.

Introduction to POL Components

Matt Miller

Sr. Solutions Architect, CallisonRTKL



2017 BICSI Winter Conference & Exhibition

January 22-26 • Tampa, FL

Agenda

- Components
 - OLT
 - ONT
 - Video
 - DC Power
- Power Considerations
- Management
 - Centralized Management
 - Management Systems
 - Bandwidth Management
 - VLANs, QoS, LLDP and other Standards



2017

BICSI Winter Conference & Exhibition

January 22-26 • Tampa, FL

Objectives

- Identify the various types of optical splitters and their principles of operation
- Identify the active electronic components in a Passive Optical LAN
- Understand the management principles for a POL



2017

BICSI Winter Conference & Exhibition

January 22-26 • Tampa, FL

Components - OLT

- OLT is head-end component
- Typically located in MDF or Data Center
- Manages connected ONTs
- Typically consist of:
 - Management
 - Switch Fabric
 - Uplink Interfaces
 - PON Interfaces
- Out-of-band Management



2017

BICSI Winter Conference & Exhibition

January 22-26 • Tampa, FL

Components – Large OLT Models

- Chassis-Based
- Fully Redundant
- Up to 224 PON Ports
- Thousands of ONTs
- DC Powered



er Conference & Exhibition
mpa, FL

Components – Small OLT Models

Small OLTs

- AC and DC Power
- Small Chassis and Standalone
- Small Office/Field Office
- 4 to 16 PON Ports
- Hundreds of ONTs



2017

BICSI Winter Conference & Exhibition

January 22-26 • Tampa, FL

Components – OLT Uplinks

- Standard Ethernet uplinks to core
- Uplinks typically 1G or 10G pluggable optics
- VLANs trunked into uplink ports
- Uplinks can be combined into LAGs



2017

BICSI Winter Conference & Exhibition

January 22-26 • Tampa, FL

Components – OLT PON Ports

- From 4 to 224 PON ports per OLT
- Each PON port typically supports 32 ONTs
= Thousands of ONTs per OLT!
- Typically SFP based
- Class C+ optics feature 32dB loss budget



2017

BICSI Winter Conference & Exhibition

January 22-26 • Tampa, FL

Components – OLT Redundancy

Typically Redundant

- Power
- Backplane
- Management
- Switch fabric

Sometimes Redundant

- PON Ports
- PON Cards
- Entire OLT

- Uplinks



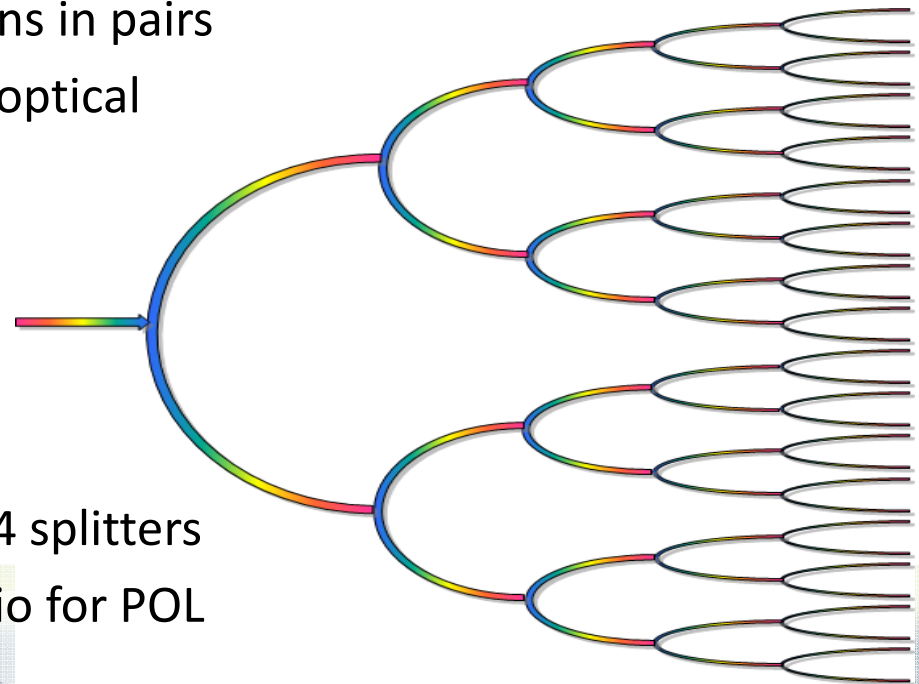
2017

BICSI Winter Conference & Exhibition

January 22-26 • Tampa, FL

Optical Splitters

- Splitters provide optical connections in pairs
- Each 1x2 split equates to $\frac{1}{2}$ of the optical power
 - ~3dB loss
- Splitters range from 1x2 up to 1x64 splitters
- 1x32 is the most common split ratio for POL



2017

BICSI Winter Conference & Exhibition

January 22-26 • Tampa, FL

Optical Splitter

The term "passive" in Passive Optical Network refers to the fact that the splitter requires no power as opposed to an "active" device like the OLT or switches in a traditional network. The splitter serves to optically replicate upstream signals to a number of downstream fibers. The typical number of fibers served in a PON network is 32. As the splitter provides a replicated optical signal to all 32 subscribers downstream, it is simultaneously combining those 32 fibers into a single feeder fiber in the upstream direction. Consequently the optical splitter is sometimes referred to as a splitter/combiner. The splitter will be housed in a number of form factors.



2017

BICSI Winter Conference & Exhibition

January 22-26 • Tampa, FL

PLC Splitter

Planar Lightwave Circuit (PLC) Splitter

- More Expensive
- Uniform Output
- Most appropriate for outdoor use
- Manufacturing
 1. Waveguide used to split the optical signal is fabricated using a silicon dioxide chip.
 2. Involves a lithographic process similar to that used in the manufacture of silicon computer chips. PLC splitters provide the most uniformity between fiber outputs (the downstream fibers) with respect to the amount of optical loss measured on each fiber.
- Best choice when loss is critical



2017

BICSI Winter Conference & Exhibition

January 22-26 • Tampa, FL

FBT Splitter

Fused Biconical Taper (FBT) splitter

- Lower Cost
- Typically less uniform from fiber to fiber.
- Manufacturing
 1. Thermally fused two overlapping fibers together under tension
 2. The resulting fusion splice creates a two by two splitter.
 3. Typically, one of these fiber connections is trimmed off and the result is a single fiber subtending to two fibers.
 4. These two fiber outputs can then be fused to additional one-by-two splitters until the desired number of splits is achieved.
- Used where extreme temperature variations or other environmental factors are not likely to cause the optics connected at the ends of the fiber to drift from their optimum wavelength specifications.



2017

BICSI Winter Conference & Exhibition

January 22-26 • Tampa, FL

2xN Splitters

- 2 Inputs
- 2 to 64 Outputs
- Second Input Allows
 - Redundant feeders/PON Ports/PON Cards/OLTs
 - Easier Migration to 10G
 - Flexibility for the Future



2017

BICSI Winter Conference & Exhibition

January 22-26 • Tampa, FL

ONTs

- ONT located close to the end user
- Fiber input
- Variety of user interfaces available
- Provide PoE
- Consume ~7W power + PoE draw



2017

BICSI Winter Conference & Exhibition


January 22-26 • Tampa, FL

ONT Models



- Large variety of ONTs available
- AC and DC power options
- Desk-mount, In-wall, and Rack-mount
- Battery backup

- Match interfaces to user needs:
 - Ethernet Ports with PoE
 - POTS Ports
 - Coaxial Television
 - Wi-Fi



ONT Connections

What Can I Connect?

- PCs
- Thin Clients
- VoIP Phones
- POTS Phones
- Wireless Access Points
- Coaxial Cable TV
- IPTV
- Access Control
- Security Cameras
- Building Management Systems
- Biometric Sensors
- Anything with an Ethernet, POTS, or Coax Interface!



2017

BICSI Winter Conference & Exhibition

January 22-26 • Tampa, FL

ONT Compatibility

- EPON and GPON are not compatible
- Different manufactures *typically* choose not interoperate
- Beyond the standards, some manufacturers implement additional features – especially true in EPON



2017

BICSI Winter Conference & Exhibition

January 22-26 • Tampa, FL

ONT Security

- ONT security designed to assume the ONT is in the hands of the adversary
- ONT does not function without OLT
- Usually no management ports on ONT
- ONT receives all programming from OLT



2017

BICSI Winter Conference & Exhibition

January 22-26 • Tampa, FL

Power Considerations

- ONTs report a loss of power or loss of service
- ONTs can be powered via AC or DC
- Battery backups for high availability
- PoE and PoE+ available

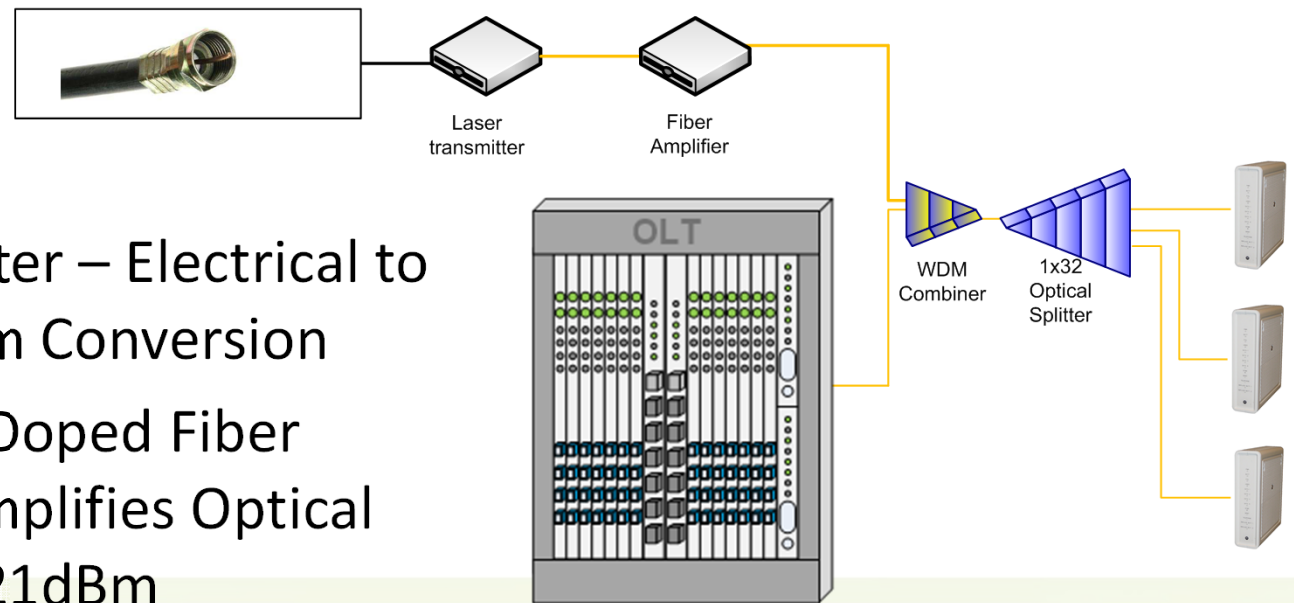


2017

BICSI Winter Conference & Exhibition

January 22-26 • Tampa, FL

Components - Video



- Laser Transmitter – Electrical to Optical 1550nm Conversion
- EDFA (Erbium Doped Fiber Amplifier) – Amplifies Optical Signal to 18 – 21dBm
- WDM – Combines Wavelengths



2017 BICSI Winter Conference & Exhibition
January 22-26 • Tampa, FL

Components - Video

- Laser Transmitter
- EDFA
- RF Nodes
- RFoG/two-way



2017

BICSI Winter Conference & Exhibition

January 22-26 • Tampa, FL

Components – DC Power

- Most OLTs use -48V DC Power
- Same power used in telco central offices
- Rectifiers required to convert AC to DC
- Properly ground your equipment!



2017

BICSI Winter Conference & Exhibition

January 22-26 • Tampa, FL

Components – DC Power



- Redundant Inputs
- Redundant Outputs
- Redundant Rectifiers
- Fuse or Circuit Breaker Protection
- Network Management
- Basically an external power supply!



2017

BICSI Winter Conference & Exhibition

January 22-26 • Tampa, FL

Centralized Management

- ONTs Centrally Managed
- No physical ONT management ports
- Same concepts as traditional network
 - VLANs
 - PoE
 - QoS

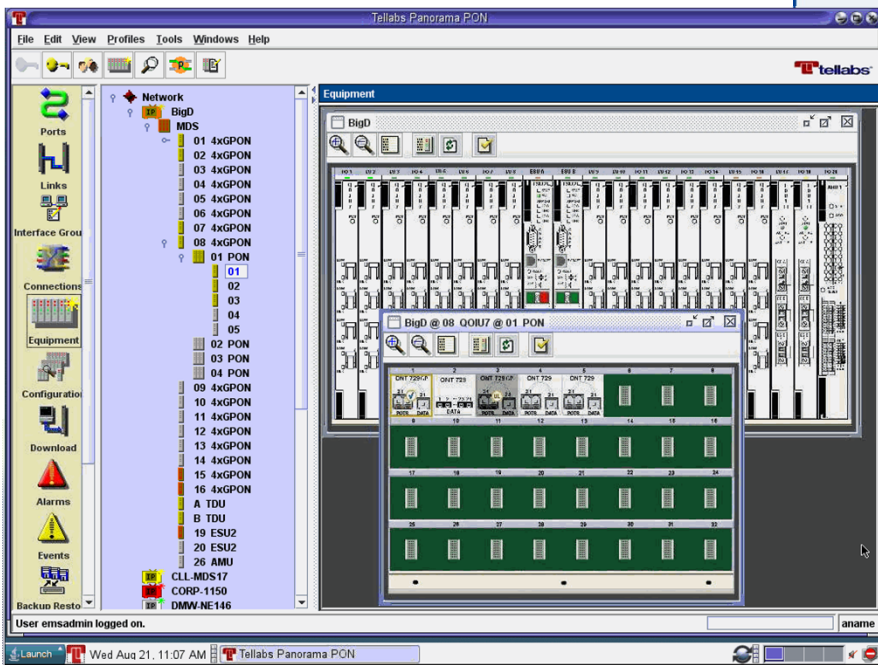
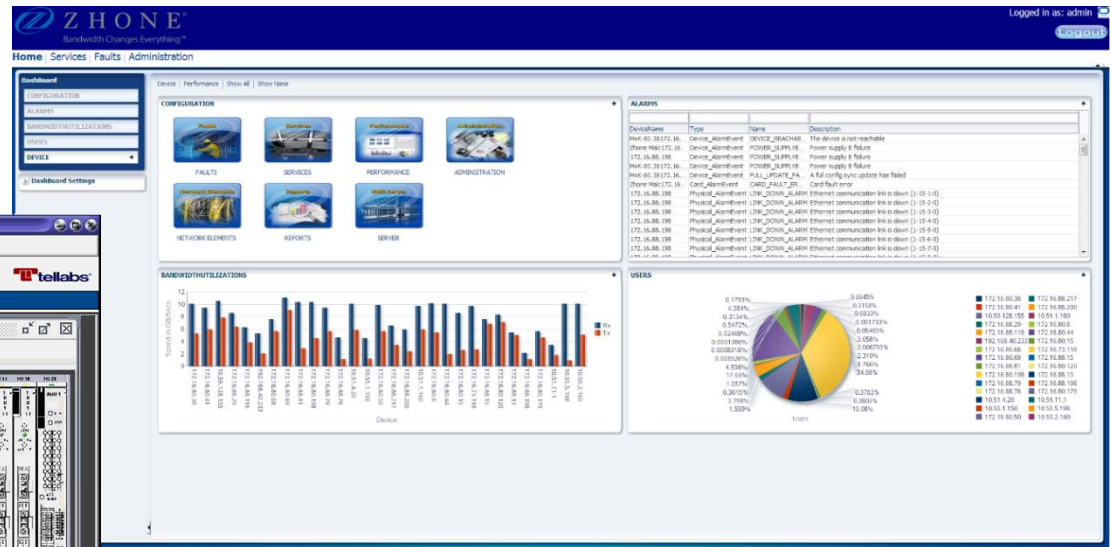


2017

BICSI Winter Conference & Exhibition

January 22-26 • Tampa, FL


Centralized Management



Conference & Exhibition

Management Systems

- Systems included standard CLI and EMS
- OLT runs without management server
- Application and Web/Mobile
- GUI is more important in PON than legacy networks
 - Density is far greater!
- ONTs are an extension of the OLT



2017

BICSI Winter Conference & Exhibition

January 22-26 • Tampa, FL

Profiles & Templates

- Create a standard profile or template for your services
- Apply that profile or template to many ONTs at once!



2017

BICSI Winter Conference & Exhibition

January 22-26 • Tampa, FL

Management Systems Features

- Alarming and Notification
- Bandwidth Monitoring
- Central OLT & ONT Upgrades
- MAC Searches
- VLAN Member Reports




2017

BICSI Winter Conference & Exhibition

January 22-26 • Tampa, FL

Bandwidth Management

- Bandwidth Management is Built-in!
- Guarantee every user bandwidth
 - Set a committed rate
 - Committed rates cannot exceed capacity of any link in the system
- Manage additional bandwidth as you desire
 - Set a peak rate



Managing All The Same Things

The same things you manage today...

- VLANs
- PoE
- QoS
- LLDP
- Network Access Control



2017

BICSI Winter Conference & Exhibition

January 22-26 • Tampa, FL

PON to POL

- Passive Optical LAN is the application of PON in a LAN environment
- OSP gear replaced with LAN gear
- Same great qualities for MSOs applies to Enterprise
- First adopted by U.S. Government with fiber to the desk requirements



2017

BICSI Winter Conference & Exhibition

January 22-26 • Tampa, FL

What makes PON a POL?

1. Indoor ONTs
2. Power over Ethernet
3. Internal Packet Switching
4. Enterprise Ethernet Features



2017

BICSI Winter Conference & Exhibition

January 22-26 • Tampa, FL

Questions?

Introduction to POL Components

Matt Miller

Sr. Solutions Architect, CallisonRTKL



2017

BICSI Winter Conference & Exhibition

January 22-26 • Tampa, FL

Introduction to POL Design



Mike T. Watts, ITS
Vice President, Noovis



2017 BICSI Winter Conference & Exhibition

January 22-26 • Tampa, FL

Section 9 Agenda

- POL Component and Budget Reveiw
- POL Cable Design Options Overview
- Design Challenge Exercise
- Knowledge Check



2017

BICSI Winter Conference & Exhibition

January 22-26 • Tampa, FL

APC and UPC

- Ultra Physical Contact Connectors (UPC)

- Blue



- Angled Physical Connectors (APC)

- Green

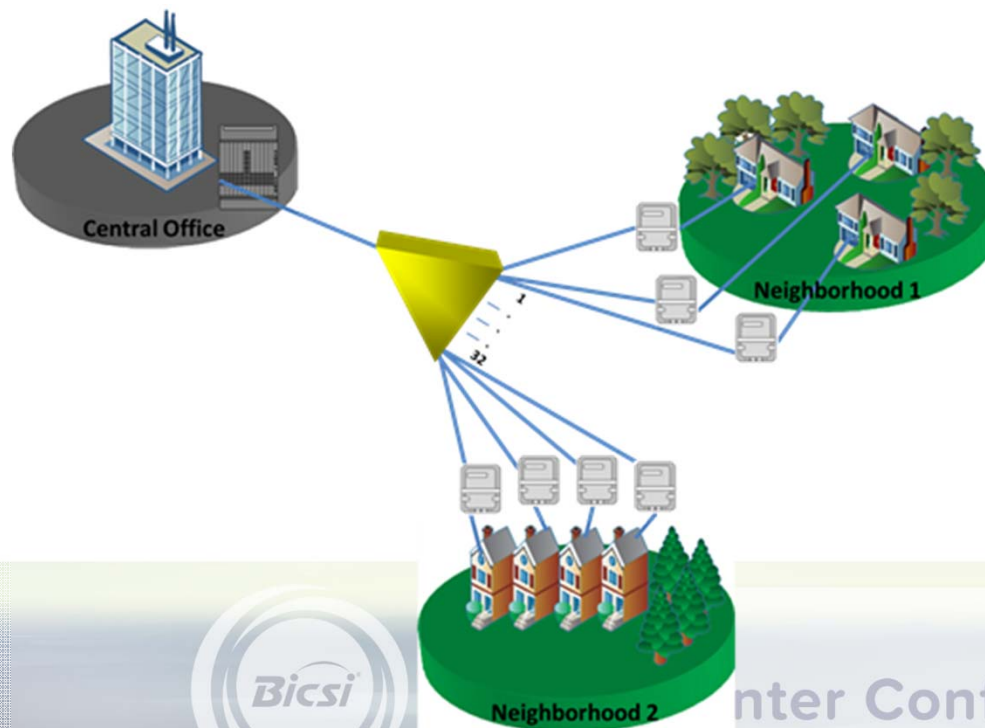


2017

BICSI Winter Conference & Exhibition

January 22-26 • Tampa, FL

Splitter Deployment



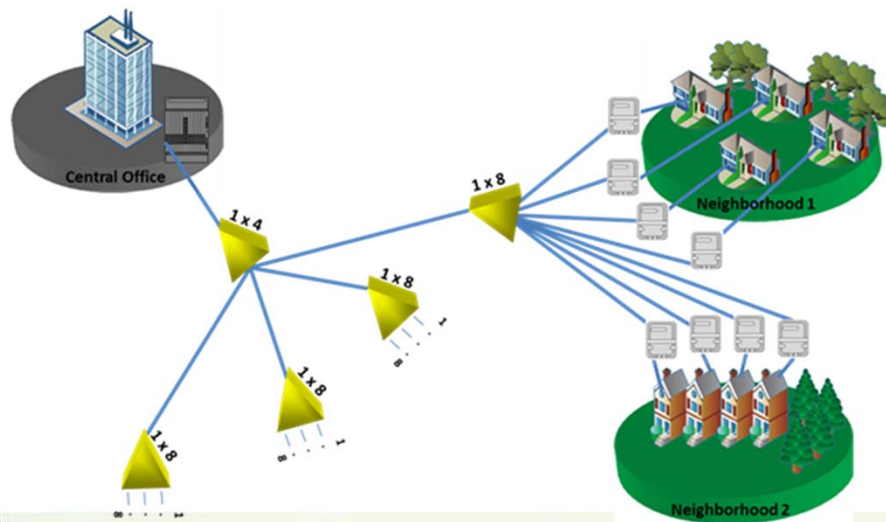
Single Splitter

- One splitter in the Optical Distribution Network
- All splitter loss is at one location
- Works for 99% of POL deployments



Center Conference & Exhibition
January 22-26 • Tampa, FL

Splitter Deployment



Cascaded Splits

- Used when end users are geographically dispersed
- Campus out-buildings
- Loss from splitters in path must be summed

Engineered Splits

- Loss may favor a particular output

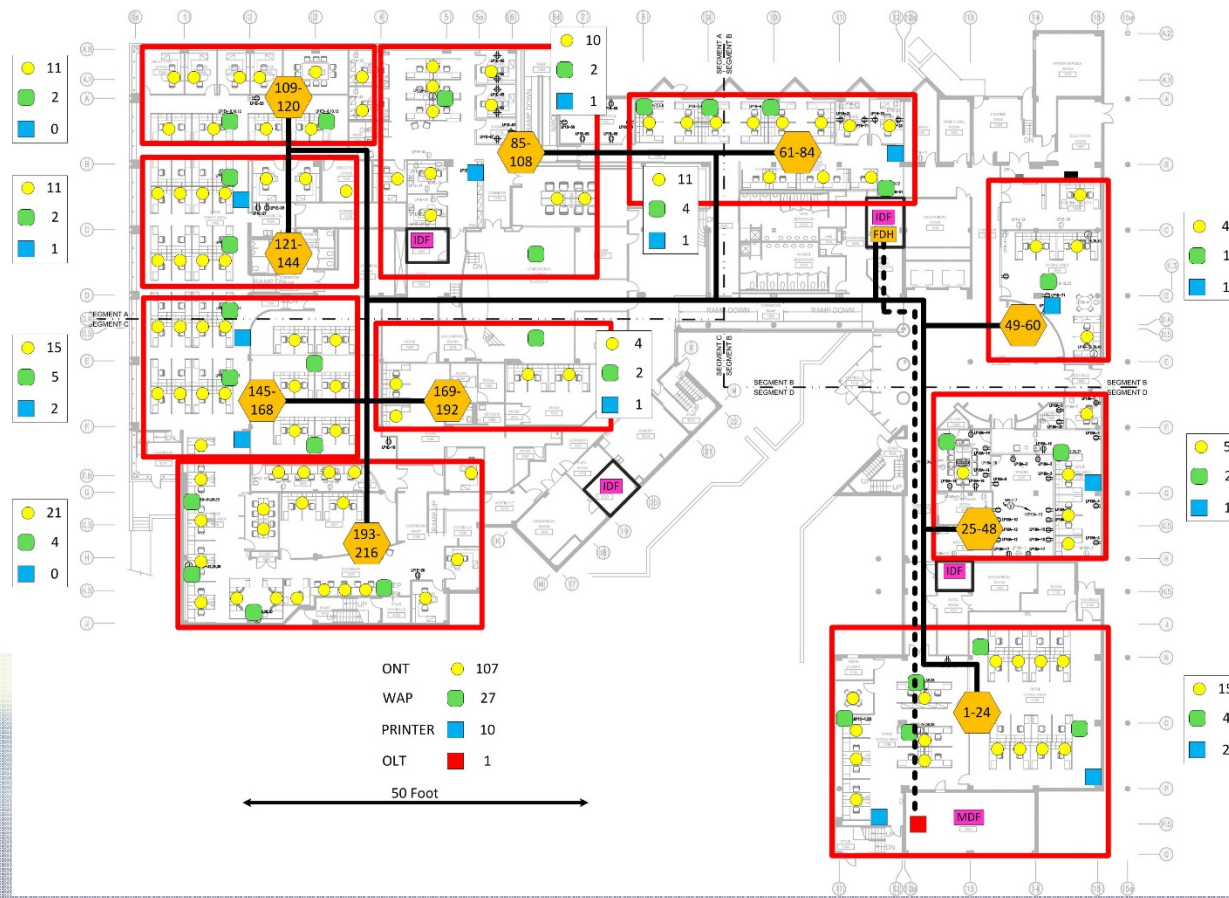


2017


BICSI Winter Conference & Exhibition

January 22-26 • Tampa, FL

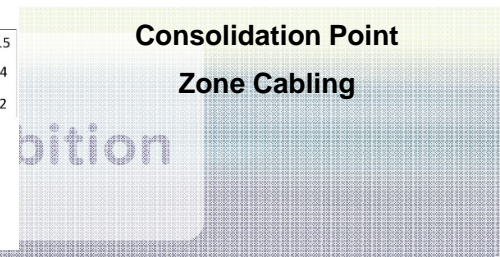
Centralized Split Overview



**FDH
Houses Splitters**




**Consolidation Point
Zone Cabling**



Centralized Splitting

- Provides maximum ROI for POL
- Houses splitters in one location per floor
- Installation Labor hours are reduced
- Connection between Riser and Horizontal



2017

BICSI Winter Conference & Exhibition

January 22-26 • Tampa, FL

Centralized BoM

Area	Product Description	Total Qty
MDF	Rack Mount Fiber Enclosure, 1U, holds 3 MPO Fiber cassettes	
MDF	MPO Fiber Cassete	
IDF	1 x 32 splitter used with FDH	
IDF	288-Port capacity FDH accommodating 18 splitters and 24 MPO outputs	
Horizontal	24 port Consolidation Point w/300 foot Plenum MPO Cable	
ONT Fiber	SCAPC-SCAPC Plenum Yellow 3 (10')	
OLT Fiber	SCUPC-SCAPC Plenum Yellow 8 (25')	
Horizontal	SCAPC-SCAPC Plenum Yellow 23 (75')	
Horizontal	SCAPC-SCAPC Plenum Yellow 31 (100')	
Horizontal	SCAPC-SCAPC Plenum Yellow 38 (125')	
Horizontal	SCAPC-SCAPC Plenum Yellow 46 (150')	
WOA	4-port White Faceplate	
WOA	SCAPC Singlemode adapter	
WOA	Category 6 modular jack	
WOA	RJ45 plug to RJ45 plug, T568B Blue	

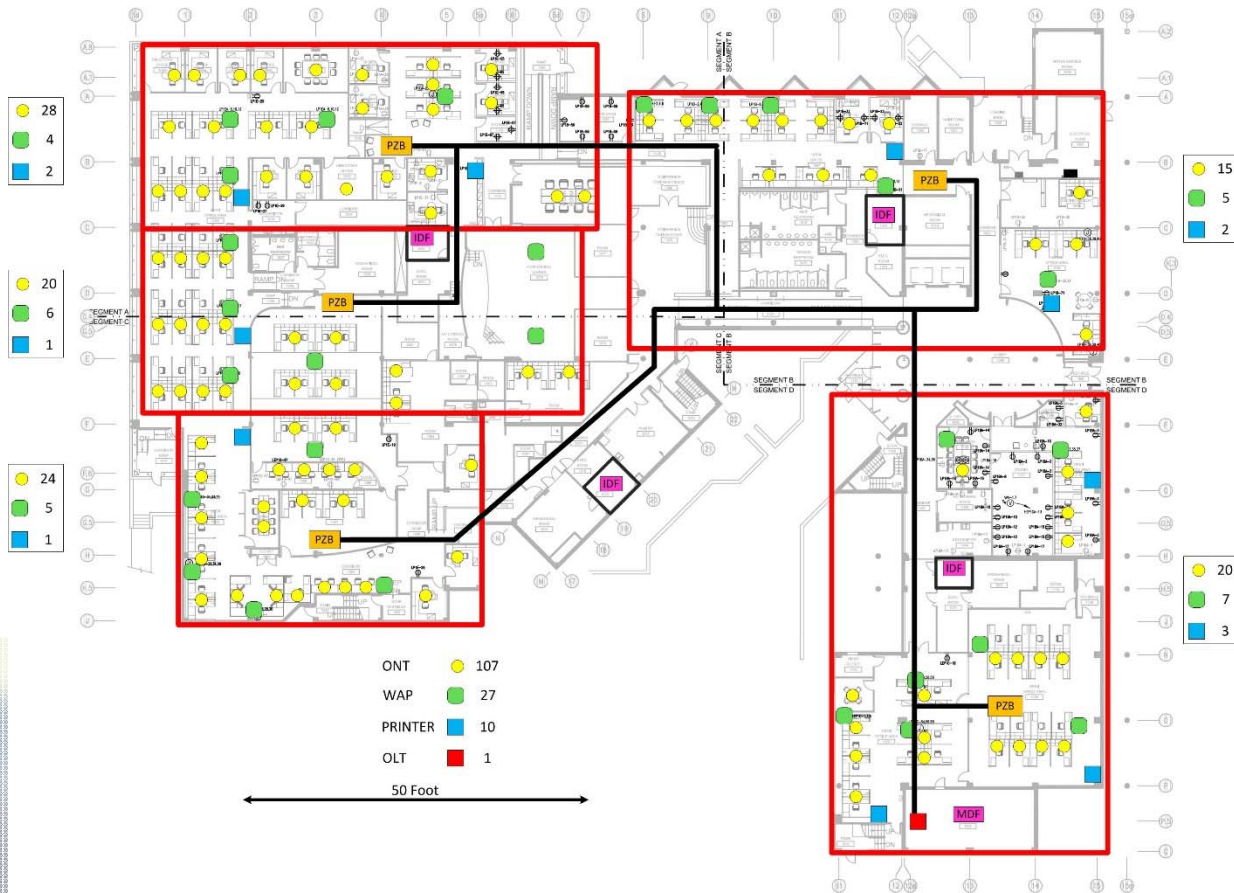


2017


BICSI Winter Conference & Exhibition

January 22-26 • Tampa, FL

Zone Split Overview



Zone Splitter Housing



Zone Splitting

- Eliminates the need for the IDF
- Places Splitter closer to user
- Location for cross-connects
- Termination for horizontal and feeder fiber
- Moves redundancy closer to the user in Type B applications.



2017

BICSI Winter Conference & Exhibition

January 22-26 • Tampa, FL


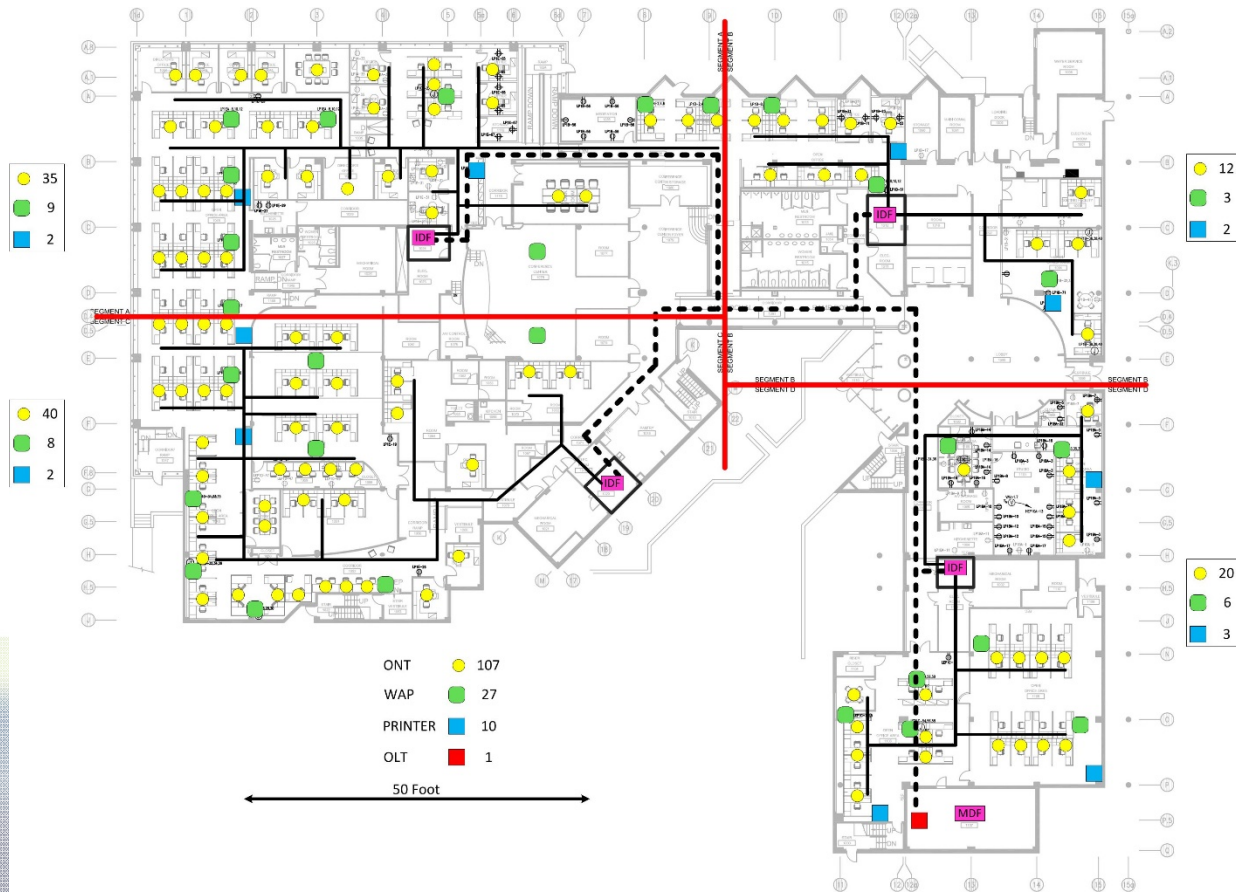
Zone BoM

Area	Product Description	Total Qty
MDF	Rack Mount Fiber Enclosure, 2U, holds 6 MPO Fiber cassettes	
MDF	MPO Fiber Cassete	
IDF	MPO Fiber Trunk 12 Strand Singlemode Plenum (100 foot)	
IDF	MPO Fiber Trunk 12 Strand Singlemode Plenum (200 foot)	
IDF	MPO Fiber Trunk 12 Strand Singlemode Plenum (300 foot)	
Horizontal	1 x 32	
Horizontal	Fiber Zone Box	
Horizontal	Fiber Zone Box Installation Kit	
ONT Fiber	SCAPC-SCAPC Plenum Yellow 3 (10')	
OLT Fiber	SCUPC-SCAPC Plenum Yellow 8 (25')	
Horizontal	SCAPC-SCAPC Plenum Yellow 23 (75')	
Horizontal	SCAPC-SCAPC Plenum Yellow 31 (100')	
Horizontal	SCAPC-SCAPC Plenum Yellow 38 (125')	
Horizontal	SCAPC-SCAPC Plenum Yellow 46 (150')	
WOA	Faceplates 4-port White Alpine	
WOA	SCAPC Singlemode adapter	
WOA	Category 6 modular jack	
WOA	RJ45 plug to RJ45 plug, T568B Blue	



BicSI Winter Conference & Exhibition
January 22-26 • Tampa, FL

Rack Mount Split Overview



Rack Mount Splitting

- Customer used to look and feel
- Splitters are rack-mounted or installed in fiber housing modules
- Fiber is terminated on patch panels
- Can use Pre-terminated or field connectorized cable



2017

BICSI Winter Conference & Exhibition

January 22-26 • Tampa, FL

Rack BoM

Area	Product Description	Total Qty
MDF	Rack Mount Fiber Enclosure, 2U, holds 6 MPO Fiber cassettes	
MDF/IDF	MPO Fiber Cassete	
IDF	Wall Mount 2-Post Open Frame Rack Cabinet 8U	
IDF	Rack Mount Fiber Enclosure, 1U, holds 2 MPO Fiber cassettes	
IDF	Rack Mount Fiber Enclosure, 2U, holds 6 Panels	
IDF	SC Adapters, Simplex, APC, 12 F, Single-mode	
Riser	MPO Fiber Trunk 12 Strand Singlemode Plenum (100 foot)	
Riser	MPO Fiber Trunk 12 Strand Singlemode Plenum (200 foot)	
Riser	MPO Fiber Trunk 12 Strand Singlemode Plenum (300 foot)	
IDF	Rack Mounted 1 x 32 splitter	
ONT Fiber	SCAPC-SCAPC Plenum Yellow 3 (10')	
OLT Fiber	SCUPC-SCAPC Plenum Yellow 8 (25')	
Horizontal	SCAPC-SCAPC Plenum Yellow 23 (75')	
Horizontal	SCAPC-SCAPC Plenum Yellow 31 (100')	
Horizontal	SCAPC-SCAPC Plenum Yellow 38 (125')	
Horizontal	SCAPC-SCAPC Plenum Yellow 46 (150')	
WOA	Faceplates 4-port White Alpine	
WOA	SCAPC Singlemode adapter	
WOA	Category 6 modular jack	
WOA	RJ45 plug to RJ45 plug, T568B Blue	



BICSi Winter Conference & Exhibition
January 22-26 • Tampa, FL

Hybrid Deployments

- Some deployments choosing hybrid deployments
- Hybrid Ideas
 - Keep IDFs for rack-mount ONTs, but use fiber zone hubs
 - Put ONTs in active zone box and run category cabling to user
 - Use 100% rack-mount ONTs in retrofit scenario

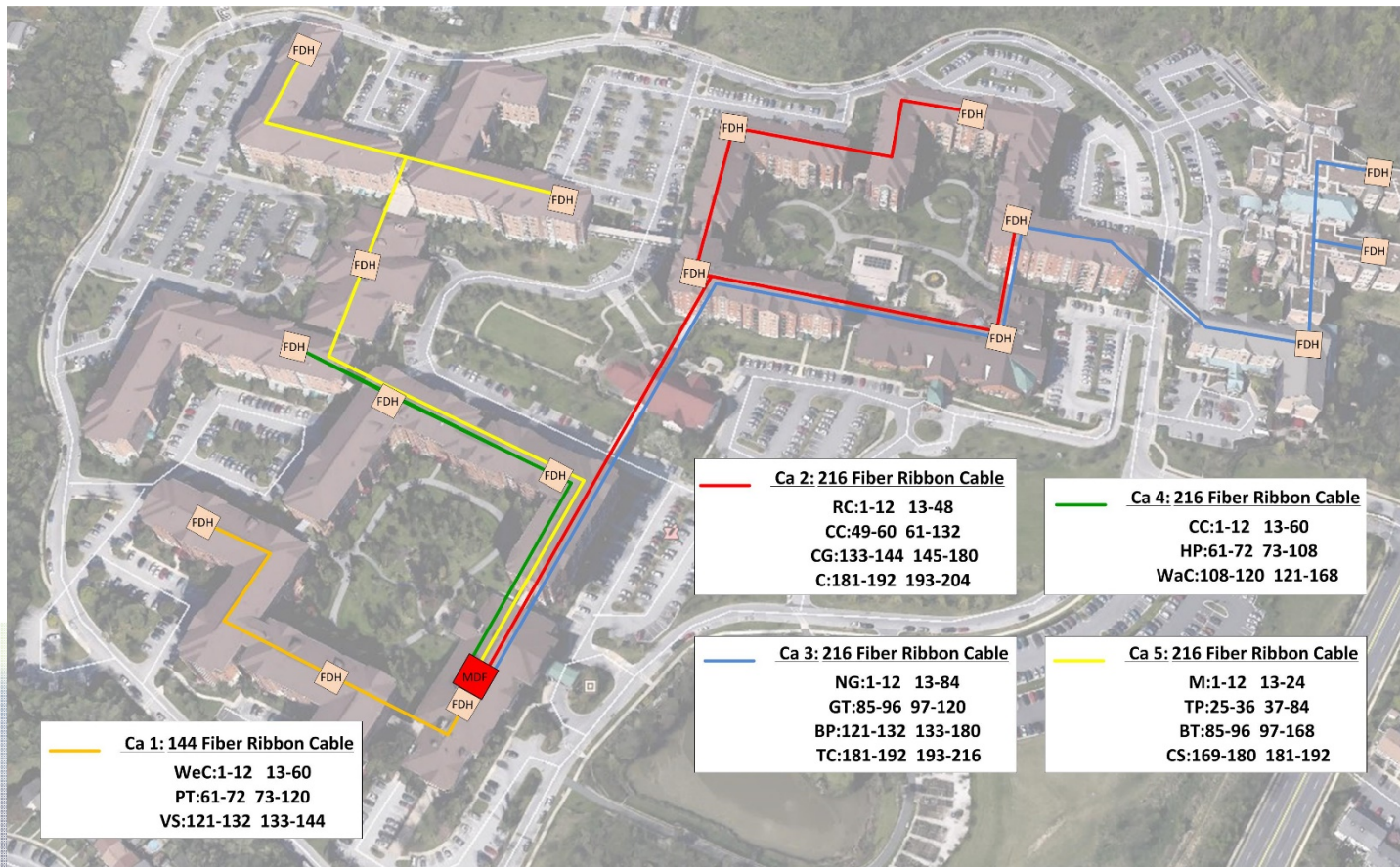


2017

BICSI Winter Conference & Exhibition


January 22-26 • Tampa, FL

Campus Overview



OSP Deployment

- OSP options can be mixed with LAN options
- Be careful of mixing manufacturer product lines due to incompatibility issues
- Many options due to PON history in telecommunications



2017

BICSI Winter Conference & Exhibition

January 22-26 • Tampa, FL

Good Design Practices

- ✓ Meets customer requirements
- ✓ Provides a value to the customer:
 - ✓ Reduced Cost
 - ✓ Power/Space/Cooling
 - ✓ Performance
 - ✓ Longevity
- ✓ Is not overly complex
- ✓ Makes customer happy!



2017

BICSI Winter Conference & Exhibition

January 22-26 • Tampa, FL

End of Day One

Founding Members:



2017 www.apolanglobal.org

BICSI Winter Conference & Exhibition

January 22-26 • Tampa, FL

Day 1 Review



Sean Kelly, RCDD

Application Engineer, CommScope

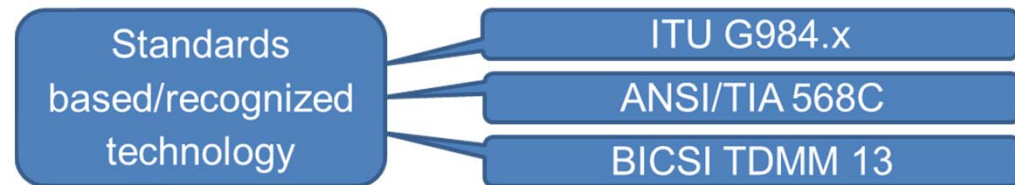


2017 BICSI Winter Conference & Exhibition

January 22-26 • Tampa, FL

Passive Optical LAN is a standards based/recognized technology

- ✓ A. True
- B. False



2017

BICSI Winter Conference & Exhibition

January 22-26 • Tampa, FL

Guaranteed bandwidth is possible with...

- ✓ A. Passive Optical LAN
- B. Switch Based
- C. Both A and B

Similar

Standards Based

Local Area Network

Enterprise Management

Ethernet Frame Transport

802.1x – 802.1Q – PoE

Different

Point to Multipoint

Multiple Services

Guaranteed Bandwidth

Single Strand of SM Fiber

No Access and Distribution



2017

BICSI Winter Conference & Exhibition

January 22-26 • Tampa, FL

POL supports 802.1Q VLANs

- ✓ A. True
- B. False

Similar

Standards Based

Local Area Network

Enterprise Management

Ethernet Frame Transport

802.1x – 802.1Q – PoE

Different

Point to Multipoint

Multiple Services

Guaranteed Bandwidth

Single Strand of SM Fiber

No Access and Distribution



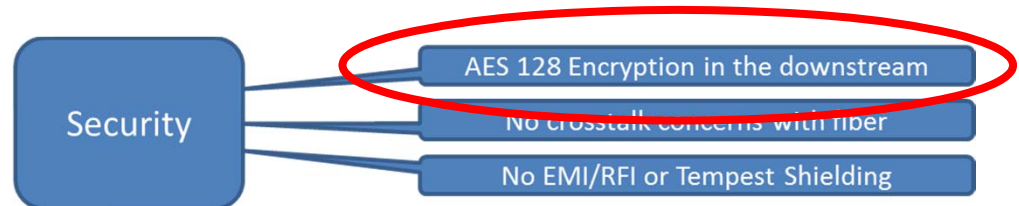
2017

BICSI Winter Conference & Exhibition

January 22-26 • Tampa, FL

AES 128 Encryption is present in _____ direction(s)

- A. The upstream
- ✓ B. The downstream
- C. Both upstream and downstream




2017

BICSI Winter Conference & Exhibition

January 22-26 • Tampa, FL

Gigabit switches provide 1Gb/s connections to every WAO

- A. True
- ✓ B. False



2017

BICSI Winter Conference & Exhibition

January 22-26 • Tampa, FL

Most users consume bandwidth all day long

- A. True
- ✓ B. False

Most users use 0Mb/s over 98% of the workday

Apps (7)

- ▶ Microsoft Lync (32 bit)
- ▶ Microsoft Outlook (32 bit) (2)
- ▶ Microsoft PowerPoint (32 bit)
- ▶ Photos
- ▶ Snipping Tool
- ▶ Task Manager
- ▶ Windows Explorer

0%	55.8 MB	0 MB/s	0.1 Mbps
0%	92.6 MB	0 MB/s	0 Mbps
2.3%	192.5 MB	0 MB/s	0 Mbps
0%	0.1 MB	0 MB/s	0 Mbps
0%	2.2 MB	0 MB/s	0 Mbps
1.6%	10.8 MB	0 MB/s	0 Mbps
1.4%	147.3 MB	0 MB/s	0 Mbps



2017

BICSI Winter Conference & Exhibition

January 22-26 • Tampa, FL

This technology uses Dynamic Bandwidth Allocation

A. Switch Based

Switch Data vs. Dynamic Bandwidth Allocation

✓ B. Passive Optical LAN



2017

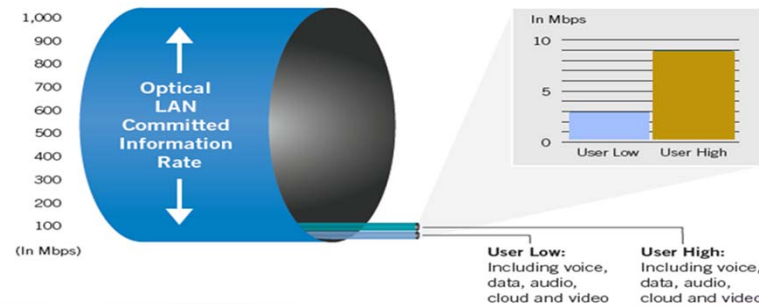
BICSI Winter Conference & Exhibition

January 22-26 • Tampa, FL

Most users require a sustained GbE connection

- A. True
- ✓ B. False

Common LAN Services	Typical Required Bandwidth
Email and Web Browsing	500Kbps
Voice over IP	110Kbps
Cloud-based Services (data storage, enterprise s/w, collaboration, etc...) Low	50Kbps
Cloud-based Services (data storage, enterprise s/w, collaboration, etc...) High	100Kbps
Wireless Access Point Capacity (IEEE 802.11 a/b/g/n)	24Mbps
Wireless Access Point High Capacity (IEEE 802.11 ac/ad, dual radio)	300Mbps
IP Video Surveillance Standard Definition (MPEG4/H.264)	2Mbps
IP Video Surveillance High Definition (MPEG4/H.264)	6Mbps
IP Video Conferencing / Telepresence (720p-Good, includes primary/auxiliary)	2Mbps
IP Video Conferencing / Telepresence (1080p-Best, includes primary/auxiliary)	15Mbps



2017

BICSI Winter Conference & Exhibition

January 22-26 • Tampa, FL

Upstream (ONT to OLT) analog video utilizes which wavelength?

- A. 1550nm
- B. 1490nm
- C. 1310nm
- D. 1625nm
- ✓ E. None



1550nm Downstream ONLY –
RF Video



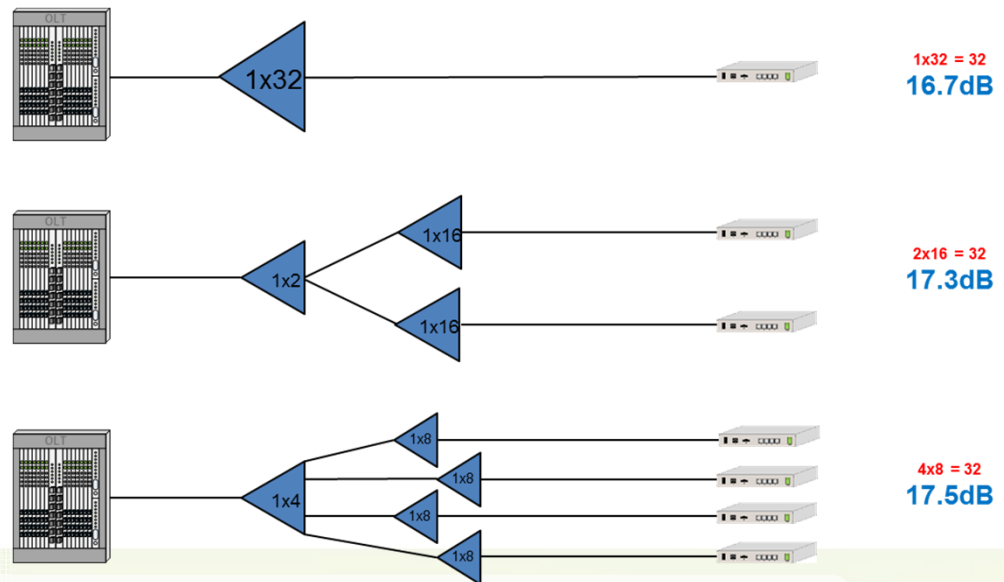
2017

BICSI Winter Conference & Exhibition

January 22-26 • Tampa, FL

A cascaded 1x4 + 1x16 split is a good practice?

- A. True
- ✓ B. False



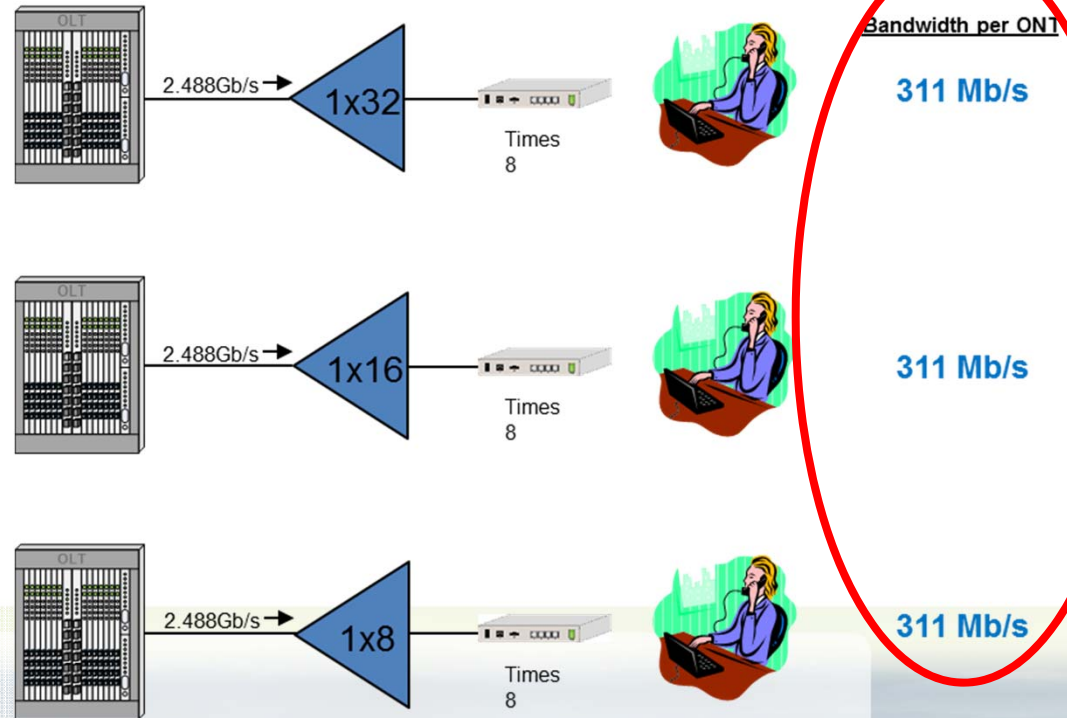
2017

BICSI Winter Conference & Exhibition

January 22-26 • Tampa, FL

GPON bandwidth can be increased by using a lower split ratio

- A. True
- ✓ B. False



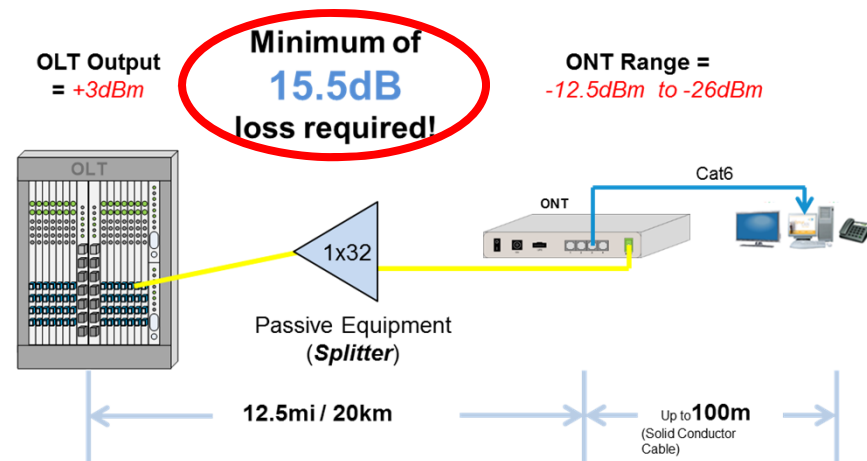
2017

BICSI Winter Conference & Exhibition

January 22-26 • Tampa, FL

The minimum loss required between the OLT and ONT is...

- A. 13.5dB
- B. 10.7dB
- ✓ C. 15.5dB
- D. 17.2dB
- E. None of these



2017

BICSI Winter Conference & Exhibition

January 22-26 • Tampa, FL

PoE in a POL is administered at the...

- A. OLT
- ✓ B. ONT
- C. Injector
- D. PoE is not possible

ONT – Optical Network Terminal

- Active equipment provided by suppliers such as Tellabs and Zhone.
- Located near the user or device
- Typically 4 RJ45 (10/100/1000) outputs with optional POE
- Up to 60W of available POE (vendor specific)
- Standard HVAC is adequate
- Optional internal or external battery back-up
- POTS and COAX ports available
- Establishes and maintains secure AES 128 Encryption
- Supports multiple VLANs on each port



ONT



2017

BICSI Winter Conference & Exhibition

January 22-26 • Tampa, FL

Which of these are a benefit of POL?

- A. Reduction in power
- B. Reduction of fire load
- C. Reduction of non-renewable materials
- ✓ D. All of these are benefits

Green Benefits

- Reduction in power consumption
- Reduction in non-renewable materials
- Ceiling space and fire load savings
- Reduction in cabling costs
- Floor space savings



2017

BICSI Winter Conference & Exhibition

January 22-26 • Tampa, FL

LEED Credits are

- ✓ A. Possible with POL
- B. Automatic with POL
- C. Guaranteed with POL
- D. Not Possible with POL

- Energy and Atmosphere Credit 1 (1-3 pts).
 - Reduction in TRs, HVAC equipment, switch equipment, UPS, lighting and other energy needs.
 - The PON system helps the overall efficiency of the energy systems.
- Innovation in Design Credit 1 (1-4 pts).
 - The PON system utilizes less equipment, resulting in less raw materials, less garbage, less transportation and reduced time for implementation and commissioning.
 - In addition, utilizing a fiber system ensures the life of the system extends beyond the life of a conventional “switched” system.



*not guaranteed or implied



2017

BICSI Winter Conference & Exhibition

January 22-26 • Tampa, FL

My retained knowledge of Passive Optical LAN from yesterday was...

- A. A little
- B. A lot
- C. What is Passive Optical LAN?
- D. None



2017

BICSI Winter Conference & Exhibition

January 22-26 • Tampa, FL

Questions?

Day 1 Review

Sean P. Kelly, RCDD

Applications Engineer, CommScope



2017

BICSI Winter Conference & Exhibition

January 22-26 • Tampa, FL

Design Scenario Challenge

Challenge – Determine the quantity of each component required for Passive Optical LAN design

Assumptions:

1. Using pre-terminated fiber throughout
2. ONTs will be shared at Cubicles
3. ONTs will be mounted under the desks
4. ONTs will be locally AC powered
5. OLT is located in MDF
6. Raised floor throughout building

OLT	1
ONT's	107
WAP's	26
Printers	9

2017

2017 Summer Conference & Exhibition

January 22-26 • Tampa, FL

Assumptions

1. Using pre-terminated fiber throughout
2. ONTs will be shared at Cubicles
3. ONTs will be mounted under the desks
4. ONTs will be locally AC powered
5. OLT is located in MDF
6. Raised floor throughout building



15 Minute Break



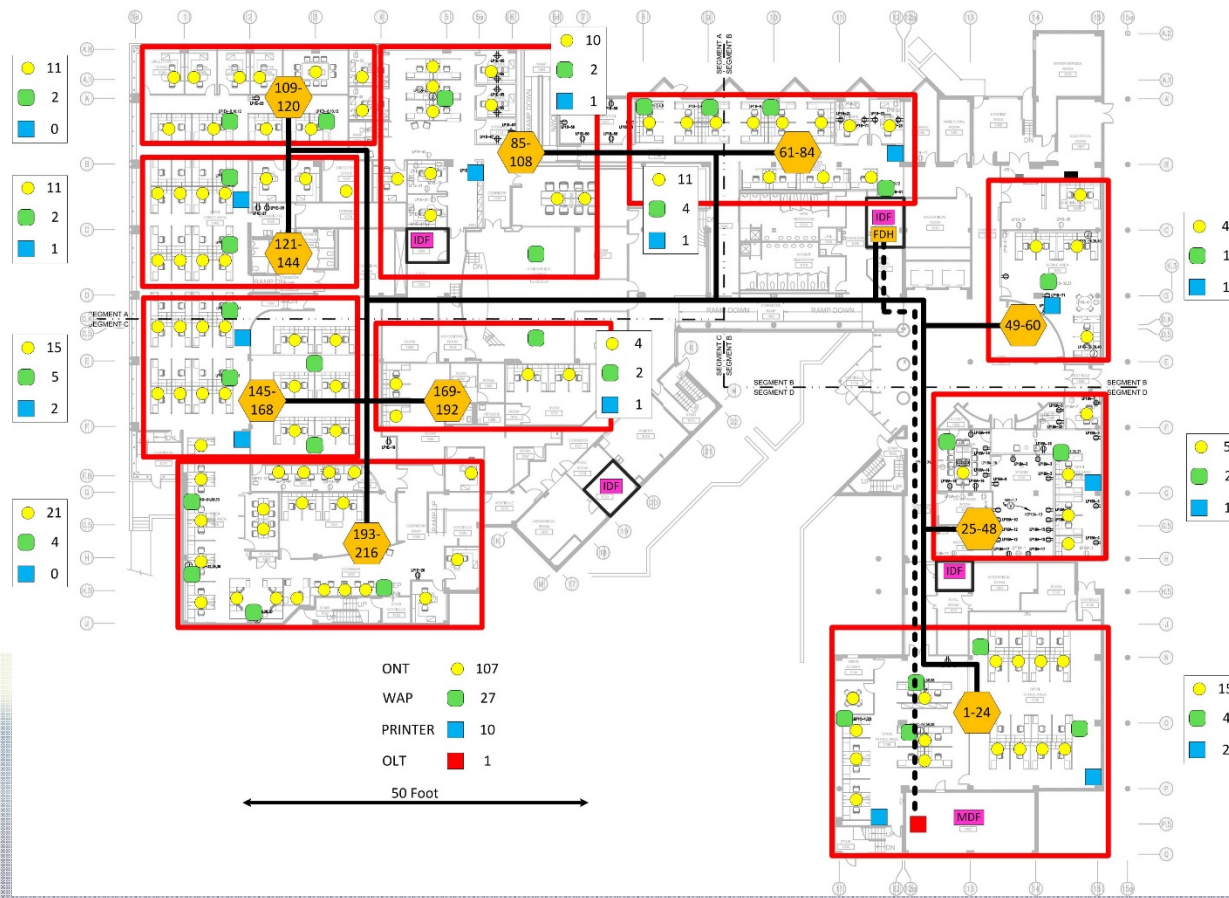
2017

BICSI Winter Conference & Exhibition


January 22-26 • Tampa, FL

Please respect others and return on time.

Centralized Split Overview



FDH Houses Splitters



Consolidation Point Zone Cabling

Centralized Scenario Answers

Area	Product Description	Total Qty
MDF	Rack Mount Fiber Enclosure, 1U, holds 3 MPO Fiber cassettes	1
MDF	MPO Fiber Cassete	2
IDF	1 x 32 splitter used with FDH	4
IDF	288-Port with 18 splitter ports 500' 24 MPO adapters	1
Horizontal	24 port Fiber Terminals w/300 foot Plenum Cable w/MPO	10
ONT Fiber	SCAPC-SCAPC Plenum Yellow 3 (10')	107
OLT Fiber	SCUPC-SCAPC Plenum Yellow 8 (25')	4
Horizontal	SCAPC-SCAPC Plenum Yellow 23 (75')	30
Horizontal	SCAPC-SCAPC Plenum Yellow 31 (100')	40
Horizontal	SCAPC-SCAPC Plenum Yellow 38 (125')	30
Horizontal	SCAPC-SCAPC Plenum Yellow 46 (150')	10
WOA	4-port White Faceplate	107
WOA	SCAPC Singlemode adapter	107
WOA	Category 6 modular jack	37
WOA	RJ45 plug to RJ45 plug, T568B Blue	251



2017

BICSI Winter Conference & Exhibition

January 22-26 • Tampa, FL

Zone Split Overview




Zone Splitter Housing



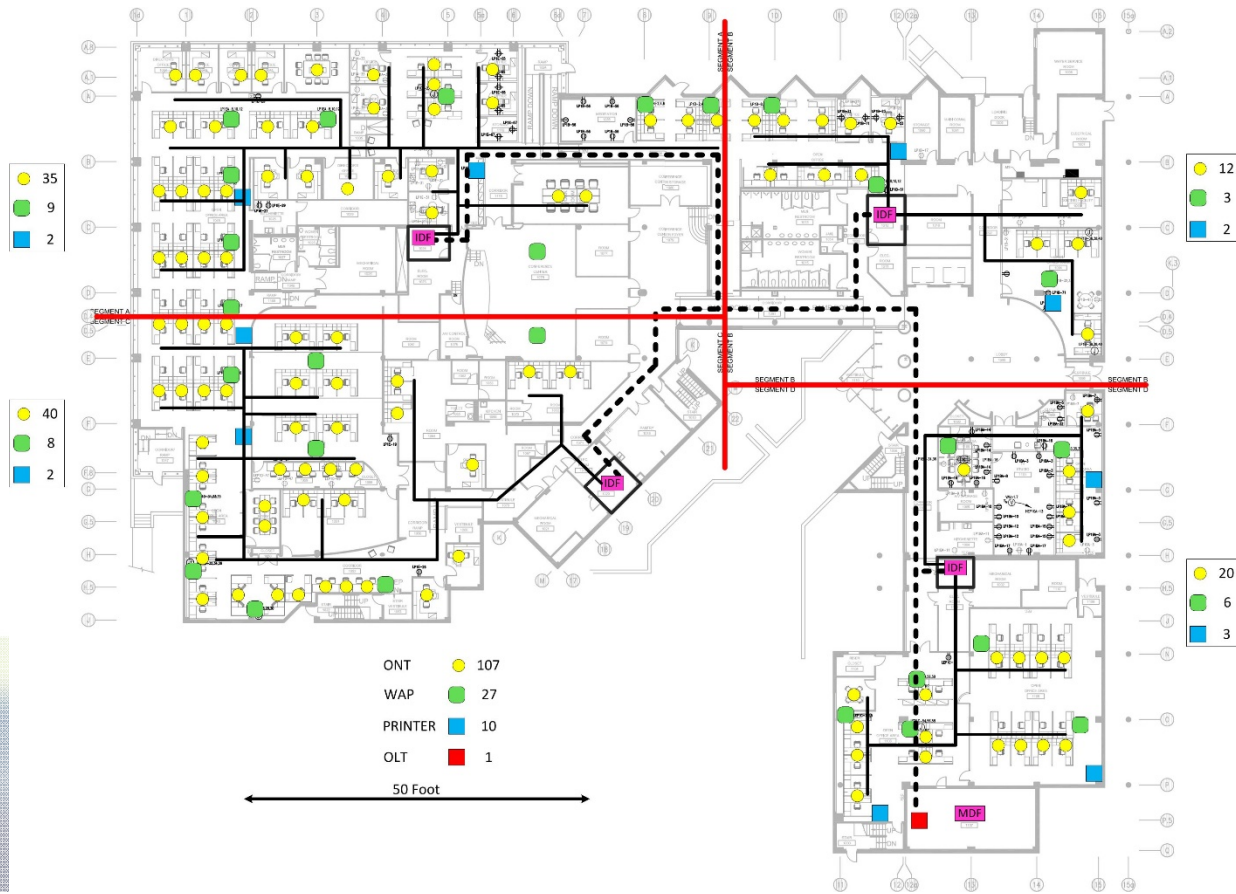
Zone Scenario Answers

Area	Product Description	Total Qty
MDF	Rack Mount Fiber Enclosure, 2U, holds 6 MPO Fiber cassettes	1
MDF	MPO Fiber Cassete	5
IDF	MPO Fiber Trunk 12 Strand Singlemode Plenum (100 foot)	1
IDF	MPO Fiber Trunk 12 Strand Singlemode Plenum (200 foot)	2
Horizontal	MPO Fiber Trunk 12 Strand Singlemode Plenum (300 foot)	2
Horizontal	1 x 32	5
Horizontal	Fiber Zone Box	5
Horizontal	Fiber Zone Box Installation Kit	5
ONT Fiber	SCAPC-SCAPC Plenum Yellow 3 (10')	107
OLT Fiber	SCUPC-SCAPC Plenum Yellow 8 (25')	5
Horizontal	SCAPC-SCAPC Plenum Yellow 23 (75')	10
Horizontal	SCAPC-SCAPC Plenum Yellow 31 (100')	40
Horizontal	SCAPC-SCAPC Plenum Yellow 38 (125')	30
Horizontal	SCAPC-SCAPC Plenum Yellow 46 (150')	30
WOA	Faceplates 4-port White Alpine	107
WOA	SCAPC Singlemode adapter	107
WOA	Category 6 modular jack	37
WOA	RJ45 plug to RJ45 plug, T568B Blue	251



BICSi Winter Conference & Exhibition
January 22-26 • Tampa, FL

Rack Mount Split Overview



Rack Scenario Answers

Area	Product Description	Total Qty
MDF	Rack Mount Fiber Enclosure, 2U, holds 6 MPO Fiber cassettes	1
MDF/IDF	MPO Fiber Cassete	8
IDF	Wall Mount 2-Post Open Frame Rack Cabinet 8U	4
IDF	Rack Mount Fiber Enclosure, 1U, holds 2 MPO Fiber cassettes	4
IDF	Rack Mount Fiber Enclosure, 2U, holds 6 Panels	4
IDF	SC Adapters, Simplex, APC, 12 F, Single-mode	10
Riser	MPO Fiber Trunk 12 Strand Singlemode Plenum (100 foot)	1
Riser	MPO Fiber Trunk 12 Strand Singlemode Plenum (200 foot)	1
Riser	MPO Fiber Trunk 12 Strand Singlemode Plenum (300 foot)	2
IDF	Rack Mounted 1 x 32 splitter	6
ONT Fiber	SCAPC-SCAPC Plenum Yellow 3 (10')	107
OLT Fiber	SCUPC-SCAPC Plenum Yellow 8 (25')	6
Horizontal	SCAPC-SCAPC Plenum Yellow 23 (75')	30
Horizontal	SCAPC-SCAPC Plenum Yellow 31 (100')	40
Horizontal	SCAPC-SCAPC Plenum Yellow 38 (125')	30
Horizontal	SCAPC-SCAPC Plenum Yellow 46 (150')	10
WOA	Faceplates 4-port White Alpine	107
WOA	SCAPC Singlemode adapter	107
WOA	Category 6 modular jack	37
WOA	RJ45 plug to RJ45 plug, T568B Blue	251



BICSi Winter Conference & Exhibition
January 22-26 • Tampa, FL

Design Questions

- What design challenges do you see?
- What problems do you see POL solving?
- What problems do you see POL causing?



2017

BICSI Winter Conference & Exhibition

January 22-26 • Tampa, FL

Questions?

Passive Optical LAN Design

Mike T. Watts, ITS

Vice President, Noovis



2017

BICSI Winter Conference & Exhibition

January 22-26 • Tampa, FL

Passive Optical LAN Power Survivability



Dustin Bateman

Director of Emerging Technologies, VT Group



2017 BICSI Winter Conference & Exhibition

January 22-26 • Tampa, FL

Section 6 Agenda

- Survivability
- Verticals
- Types
- Hardware and Cabling
- When, Where, and How
- Knowledge Check



2017

BICSI Winter Conference & Exhibition

January 22-26 • Tampa, FL

What is survivability

- Survivability: the capability of a system or organization to withstand a disaster or hostile environment, without significant impairment of its normal operations.

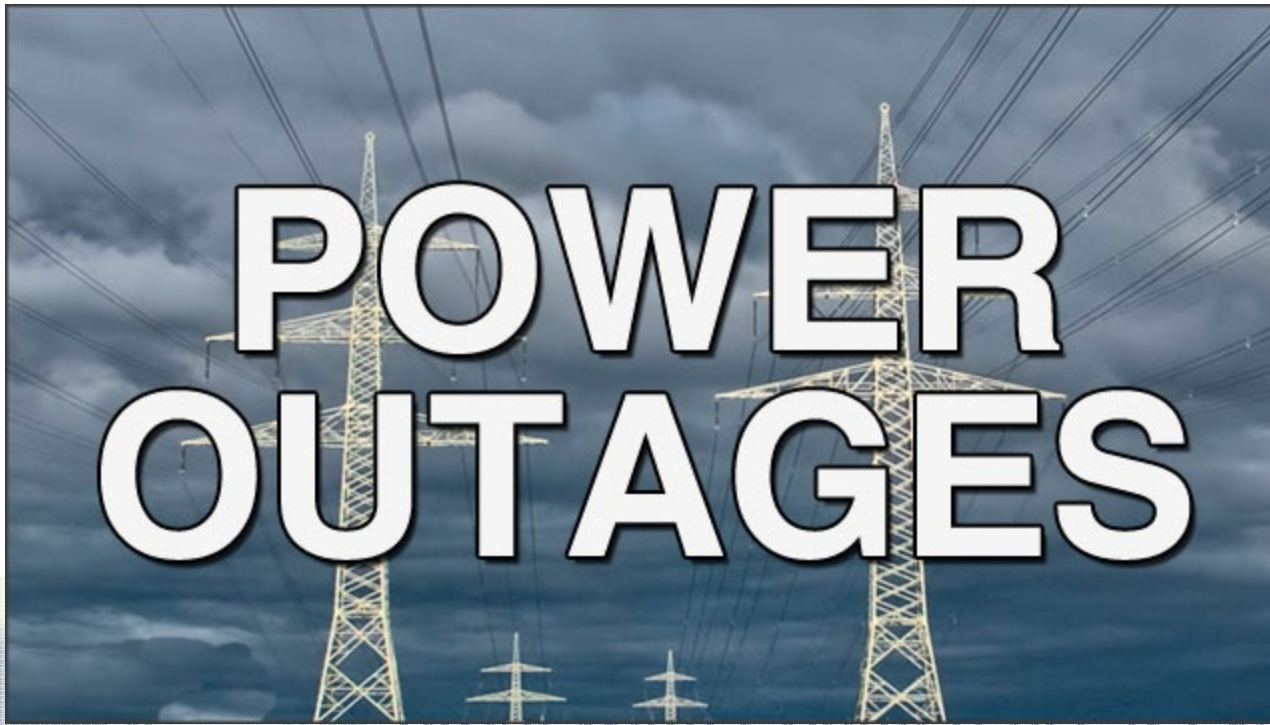


2017

BICSI Winter Conference & Exhibition

January 22-26 • Tampa, FL

Why Would We Need Survivability

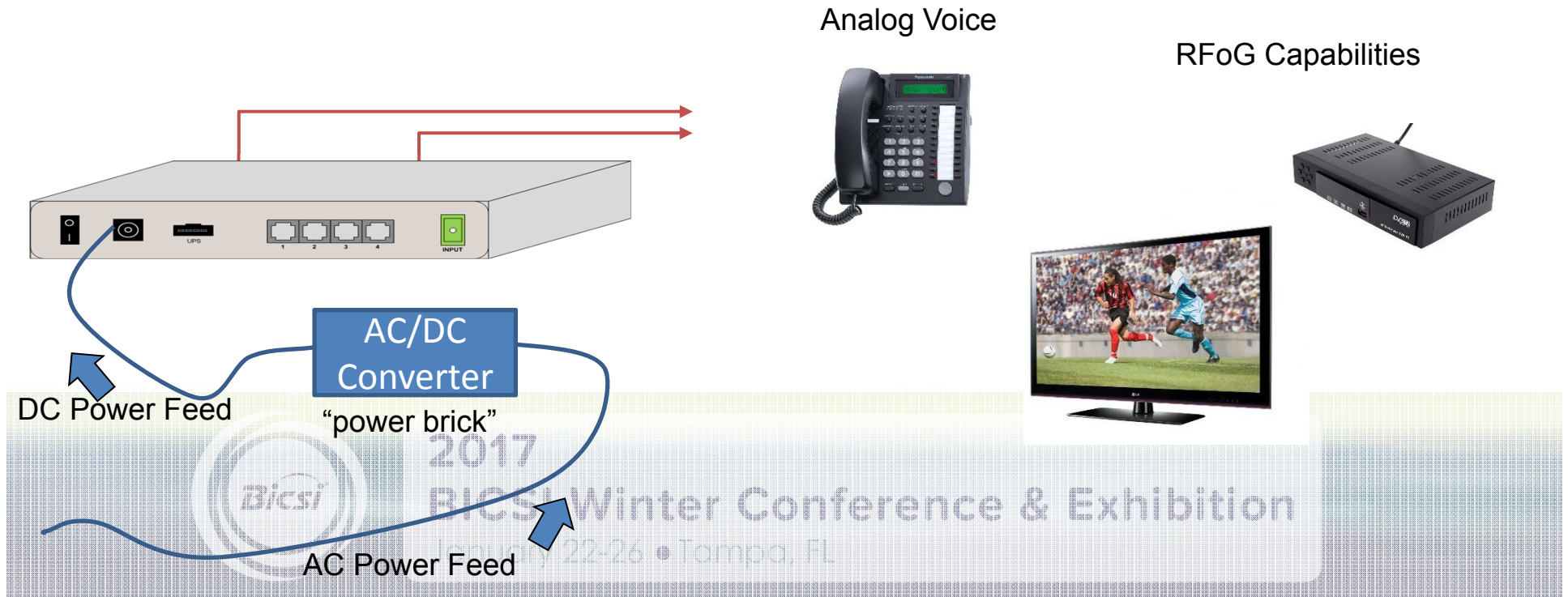


2007 Winter Conference & Exhibition
January 22-26 • Tampa, FL

Power Over Ethernet Requirements



Non-PoE Requirements



What's The Impact



January 22-26 • Tampa, FL

ition

ONT Placement Can Define Powering

AC = Local


DC = Remote



Wall-mount



Ceiling tile mount



Secure Wall Box



Wall Plate ONT



Wall Plate ONT



Under-desk mount



Desktop

inter Conference & Exhibition

January 22-26 • Tampa, FL

What Needs to Survive


VoIP Handsets



VTC



RFID



PTZ Camera



AV Control
Systems



Wireless



Access Control



2017

BICSI Winter Conference & Exhibition

January 22-26 • Tampa, FL

Call Centers/ DoD/ Financial




2017
BICSI Winter Conference
January 22-26 • Tampa, FL

Healthcare



er Con
January 22-26 • Tampa, FL

Hospitality



2017
BICSI Winter Conference & Exhibition
January 22-26 • Tampa, FL

Commercial Business and Education




er Confer

January 22-26 • Tampa, FL

Different Ways to Survive

- Local battery
- Remote:
 - Powered
 - Battery
 - Generator
- AC power on generator



“Emergency power”



2017
BICSI Winter Conference & Exhibition

January 22-26 • Tampa, FL

Local Batteries



2017
BICSI

January 22-26 • Tampa, FL

Conference & Exhibition

Local Batteries

- PROs
 - Place them only where needed
 - Low cost/ commitment
 - May already be using UPS at desk
 - Does not require remote power for survivability
- CONs
 - Replacing when bad
 - Many more items to manage
 - Limited uptime
 - Battery failure



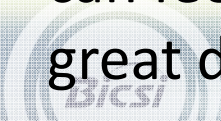
2017

BICSI Winter Conference & Exhibition

January 22-26 • Tampa, FL

Remote Power

- Remote power means to power multiple ONTs from a DC power station which can be either distributed or centralized.
 - Distributed remote power is typically located in an IDF and can be powered with local AC or fed with DC power from the MDF
 - Centralized remote power is typically in the MDF and can feed distributed stations or directly feed ONTs at great distances
- Voltage options: 48vdc



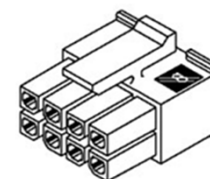
2017

BICSI Winter Conference & Exhibition

Orlando, FL

Power Connectors

Locking preferred for remote power applications



2017

BICSI Winter Conference & Exhibition

January 22-26 • Tampa, FL

Power Connectors

Non-locking connector
introduces risk



2017

BICSI Winter Conference & Exhibition

January 22-26 • Tampa, FL

Power Connectors



Be
creative
but not
sloppy

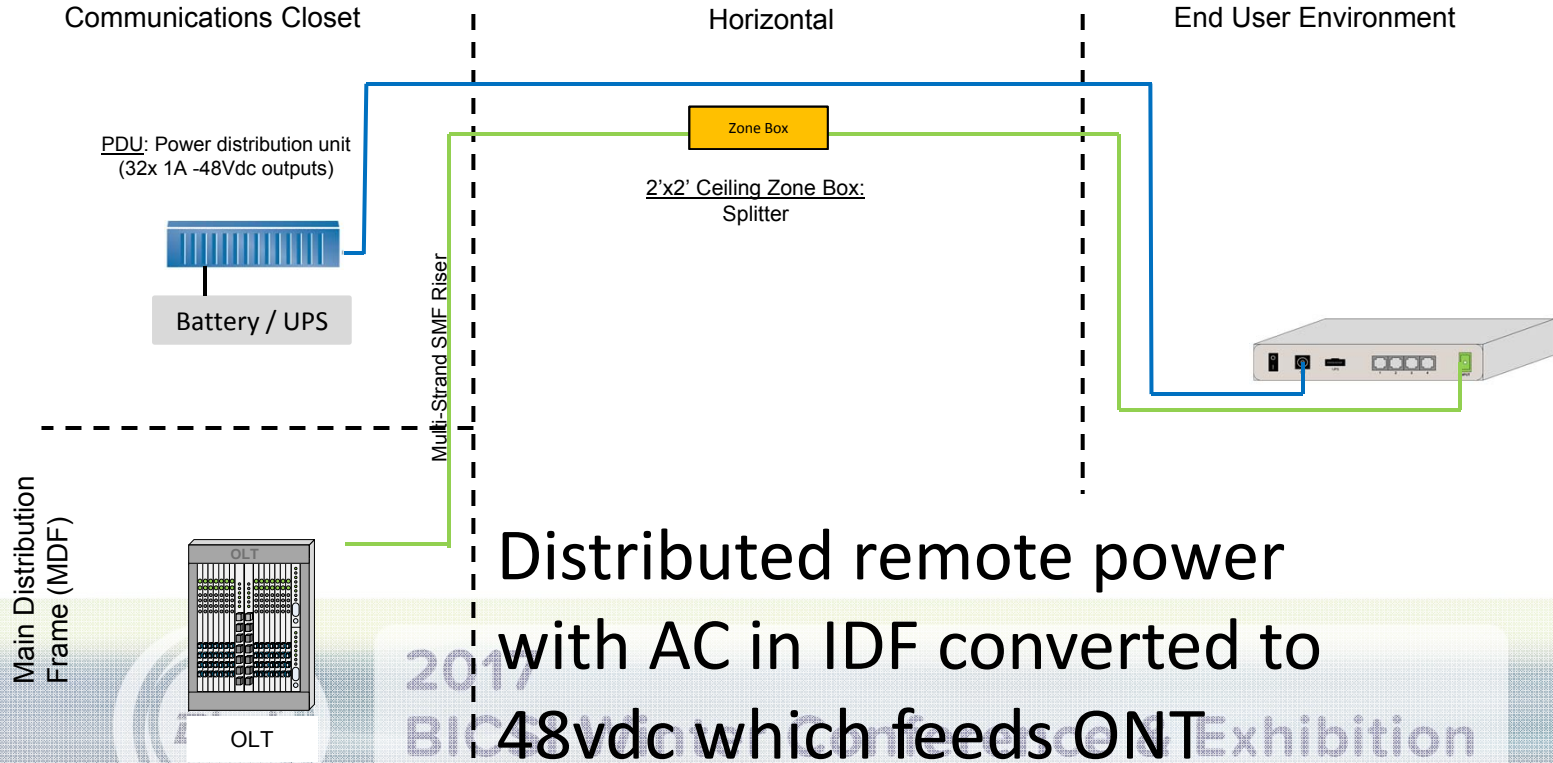


2017

BICSI Winter Conference & Exhibition

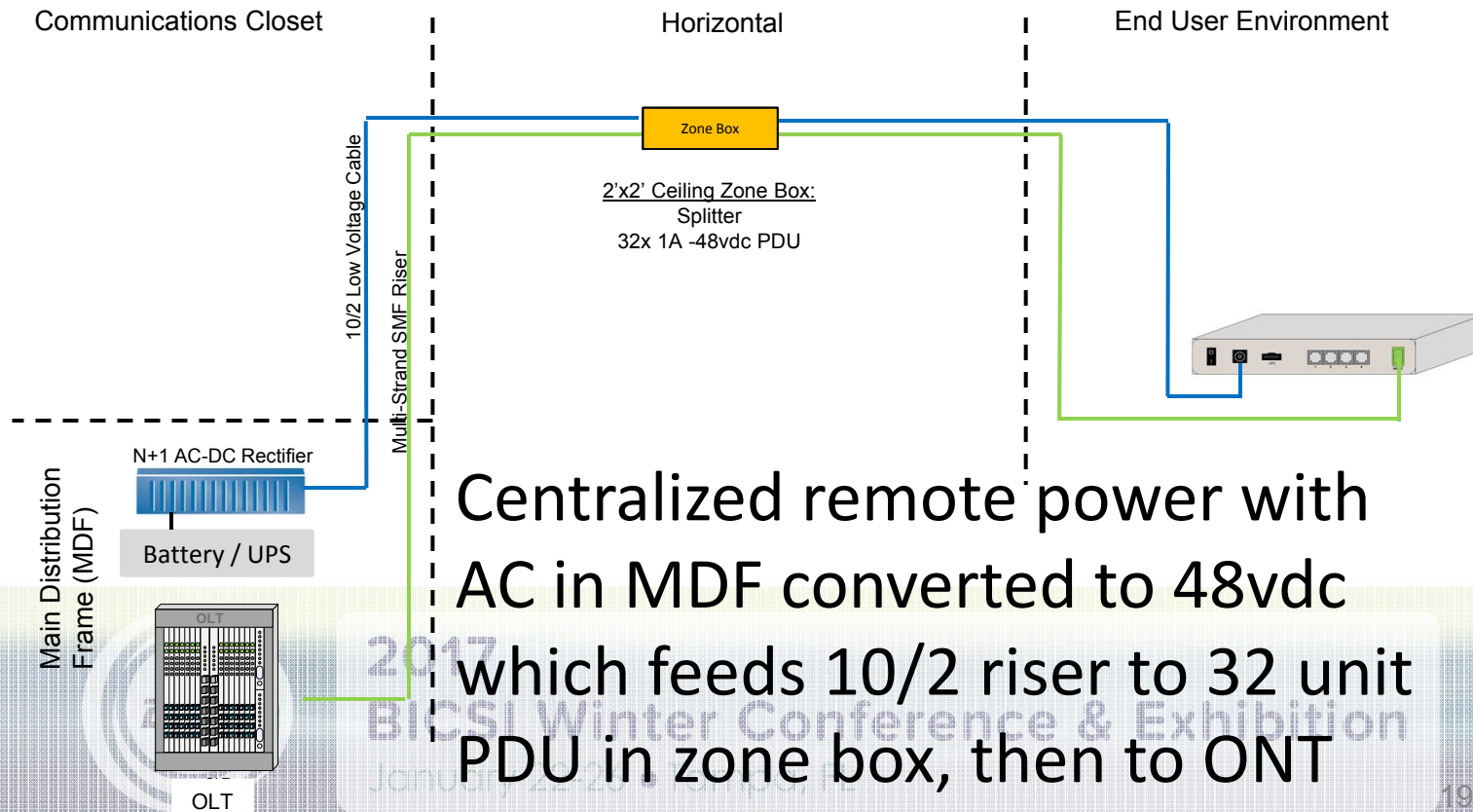
January 22-26 • Tampa, FL

48vdc Distributed



Distributed remote power with AC in IDF converted to 48vdc which feeds OLT

48vdc Centralized



2017 BICSI Winter Conference & Exhibition
January 22-25, 2017

Remote Power

- PROs
 - Survivability
 - Eliminates AC plug at ONT
 - Centralizes battery backup
 - Remote power reset of an ONT
- CONs
 - Added CapEx and OpEx cost and complexity
 - Introducing additional items to manage
 - Limited up time for UPS (needs generator for continued service)
 - UPS battery failure/replacement
 - Additional infrastructure
 - Backbone exceeds NEC Class 2 requiring conduit and an electrician (*note: 48v Distributed does not exceed NEC Class 2)
 - Difficult to capture remote power reqs in non low voltage sec. of project specs
 - Determining wire gauge for 48v Centralized backbone (10/2)



2017

BICSI Winter Conference & Exhibition

January 24-26, 2017

Remote Power Caution

- What happens when you have a coil of copper cable and send constant DC voltage through it?
- Trimming to avoid the coil means you've limited future flexibility
- Wattage is limited by gauge of wire so you've just removed future-proofing
- Not all ONTs are 48vdc !





2017

BICSI Winter Conference & Exhibition

January 22-26 • Tampa, FL

AC Generator Power

- Alternating Current (AC) power
 - Installed on dedicated “emergency” circuits
 - Circuits fed from dedicated panels
 - Panels powered with dedicated feeders from generator power



2017

BICSI Winter Conference & Exhibition

January 22-26 • Tampa, FL

AC Generator Power

- PROs
 - Survivability
 - Eliminates need for remote 48vdc power solution
 - Not limited to run time of battery
- CONs
 - Added cost / complexity
 - Requires licensed electrician to install vs. low voltage contractor



2017

BICSI Winter Conference & Exhibition

January 22-26 • Tampa, FL

Rectifier Hardware Options



2017

BICSI Winter Conference & Exhibition

January 22-26 • Tampa, FL

PDU Hardware Options



Cabling Options

- Solid vs. Stranded
- Hybrid composite cable
- Separate cables
- Use existing copper


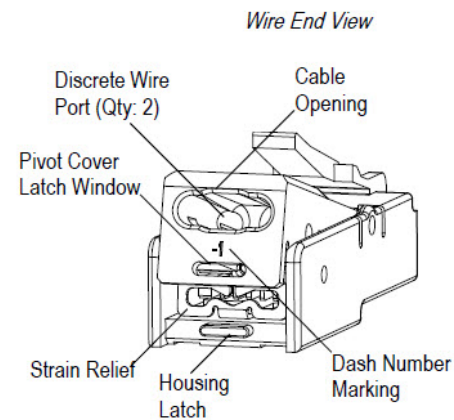



2017

BICSI Winter Conference & Exhibition

January 22-26 • Tampa, FL


Solid vs. Stranded Conductor



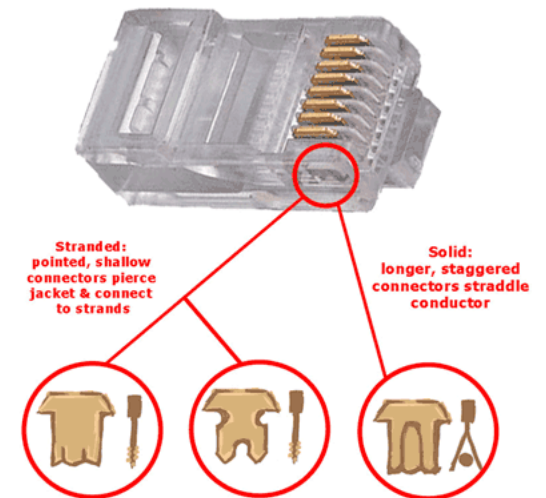
2017
BICSI Winter Conference & Exhibition
January 22-26 • Tampa, FL

Solid vs. Stranded Conductor


**Pictured: NOT what
is meant by
"stranded" RJ45.**



**Identifying Stranded
VS. Solid RJ45s:**



Composite Cable



2017
BICSI Winter Conference & Exhibition
January 22-26 • Tampa, FL

Separate Cables



2017
BICSI Winter Conference & Exhibition
January 22-26 • Tampa, FL

Considerations for Cabling

- Will the copper and fiber originate in the same location? This will significantly impact your decision for Composite or Separate cables.
- Repurposing existing Cat-X cable as your power carrier is a benefit and reduces costs for cable and installation.



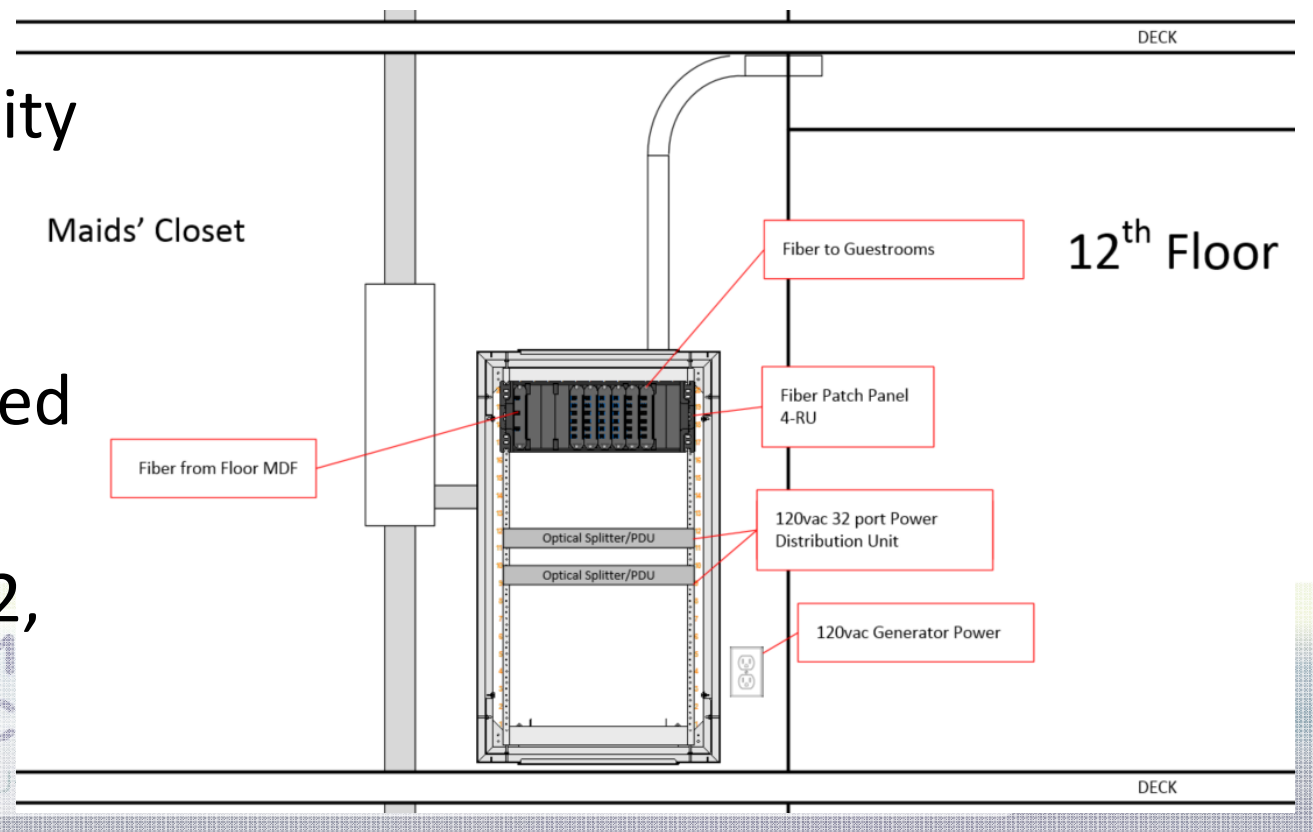
2017

BICSI Winter Conference & Exhibition

January 22-26 • Tampa, FL

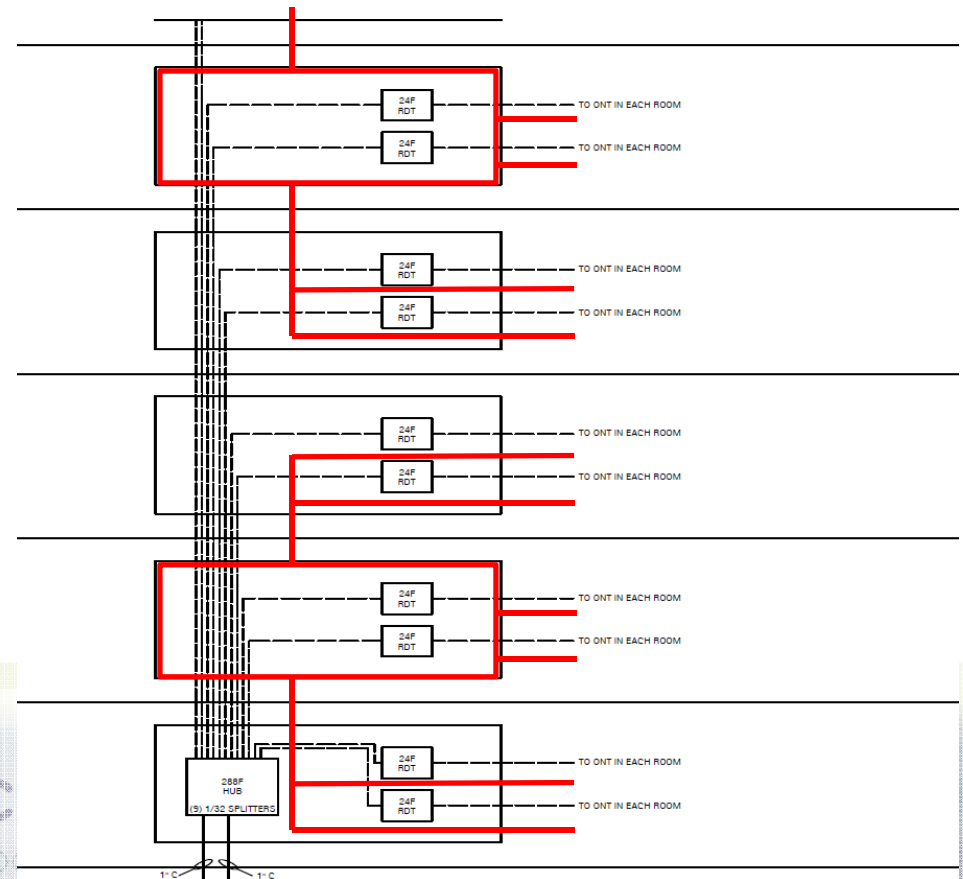
IDF Elevation

- Typical hospitality IDF will feed 3 floors
- 48vdc Distributed Remote Power
- Composite 18/2, 2-strand SM



Riser

- Fiber and remote power not originating from same IDFs
- 48vdc Distributed Remote Power
- Not able to use composite cable



2017
BICSI Winter C
January 22-26 • Tampa

Deployment Methodologies

- Is power survivability really needed everywhere?
- Hybrid approach: use it where you need it.
- Maintain flexibility in your network.



2017

BICSI Winter Conference & Exhibition

January 22-26 • Tampa, FL

Knowledge Check



2017

BICSI Winter Conference & Exhibition

January 22-26 • Tampa, FL

Does a 48VDC remote power system fed by an AC plug in a TR require a licensed electrician for installation?

A. Yes

✓ B. No

C. Sometimes



2017

BICSI Winter Conference & Exhibition

January 22-26 • Tampa, FL

Does a 48VDC remote power system fed by a 48VDC source in a MTR require a licensed electrician for installation?

✓ A. Yes

B. No

C. Sometimes



2017

BICSI Winter Conference & Exhibition

January 22-26 • Tampa, FL

Questions?

Passive Optical LAN

Power Survivability



2017

BICSI Winter Conference & Exhibition

January 22-26 • Tampa, FL

90 Minute Lunch Break



20

BICSI Winter Conference & Exhibition
January 22-26 • Tampa, FL

Please respect others and return on time.

POL Testing Considerations



Sean Kelly, RCDD,
Application Engineer, CommScope



2017 BICSI Winter Conference & Exhibition

January 22-26 • Tampa, FL

Fiber Connectors

SC/APC is default standard in PON networks

- APC connectors reduce reflectance
- Reduce damage to transmitters and amplifiers
- Allow injection of Analog Video



2017

BICSI Winter Conference & Exhibition

January 22-26 • Tampa, FL

APC and UPC

- Ultra Physical Contact Connectors (UPC)

- Blue



- Angled Physical Connectors (APC)

- Green

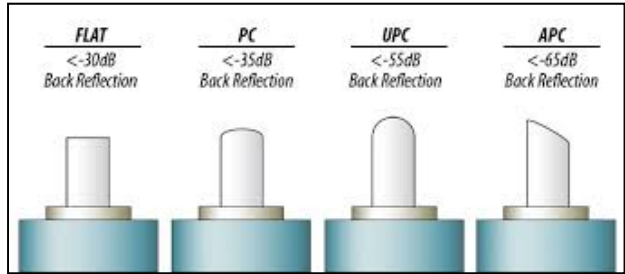
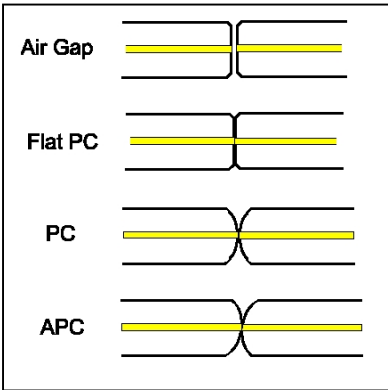
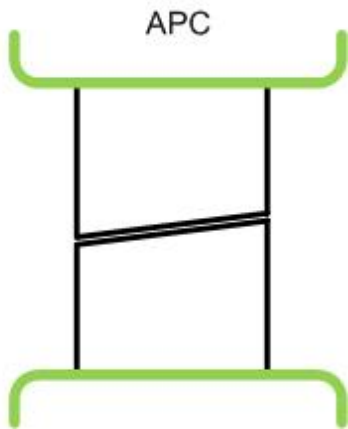
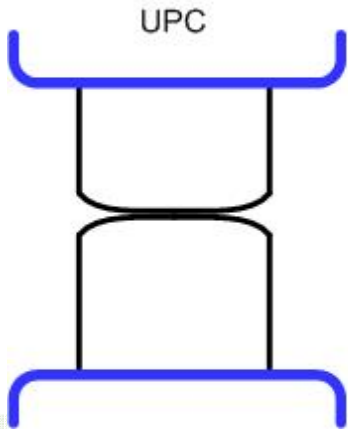


2017

BICSI Winter Conference & Exhibition

January 22-26 • Tampa, FL

Endface Comparison



2017


BICSI Winter Conference & Exhibition

January 22-26 • Tampa, FL

Source: FOA.ORG

APC vs. PC (un-mated)

RL = ~14.7dB



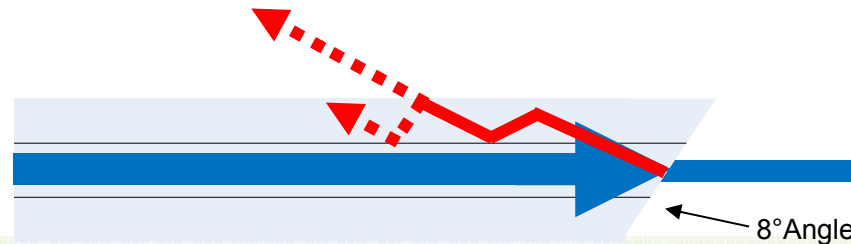
PC/UPC – Not Angled



Start Flat/PC

RL = Return Loss

RL = >60dB



APC - Angled



Start APC



2017

BICSI Winter Conference & Exhibition

January 22-26 • Tampa, FL

APC vs. PC (mated)

RL = ~ 50-55dB

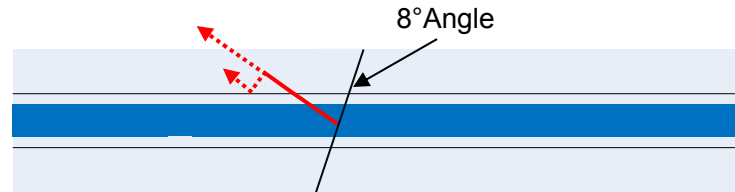


PC/UPC – Not Angled



RL = Return Loss

RL = >60dB



APC - Angled



2017

BICSI Winter Conference & Exhibition

January 22-26 • Tampa, FL

Importance of Cleaning

No. 1 cause of fiber network failures is contaminated connectors

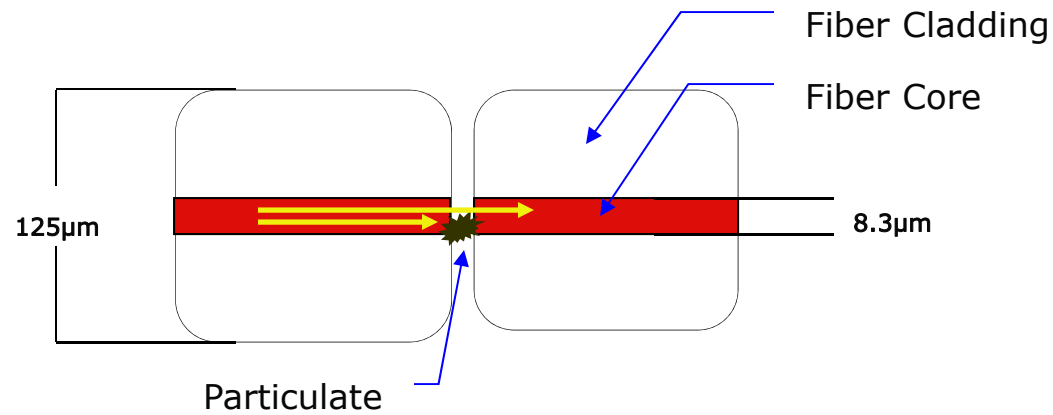
- NTT-Advanced Technology Research, 2010



80% of network problems are due to dirty connectors!

BICSi Winter Conference & Exhibition
January 22-26 • Tampa, FL

Importance of Cleaning




2017

BICSI Winter Conference & Exhibition

Information courtesy of USCONEC, Hickory, NC. Used with permission.

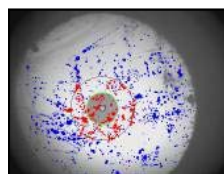
January 22-26 • Tampa, FL

Common Contaminants

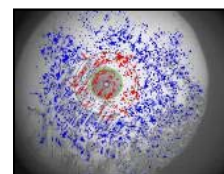


SINGLEMODE FIBER


End face should be free of any contamination or defects,




Dust Particles



Hand Lotion



Finger Prints



Alcohol Residue

- Dust
- Skin oil
- Alcohol residue
- Distilled water residue
- Vegetable oil
- Hand lotion
- Dryer lint
- Saltwater residue
- Graphite



2017


BICSI Winter Conference

January 22-26 • Tampa, FL

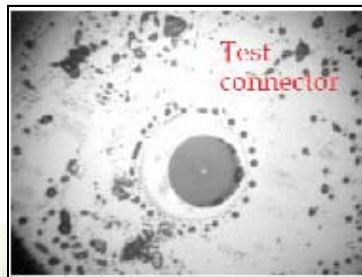
Exhibition

Information courtesy of USCONEC and EXFO. Used with permission.

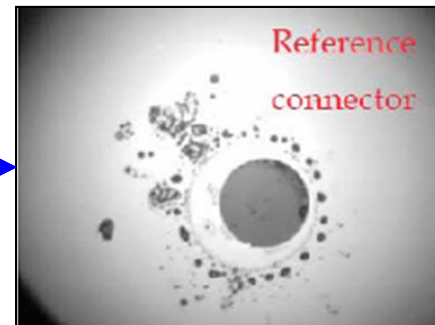
Contaminate Transfers



Clean ferrule



Contaminated ferrule



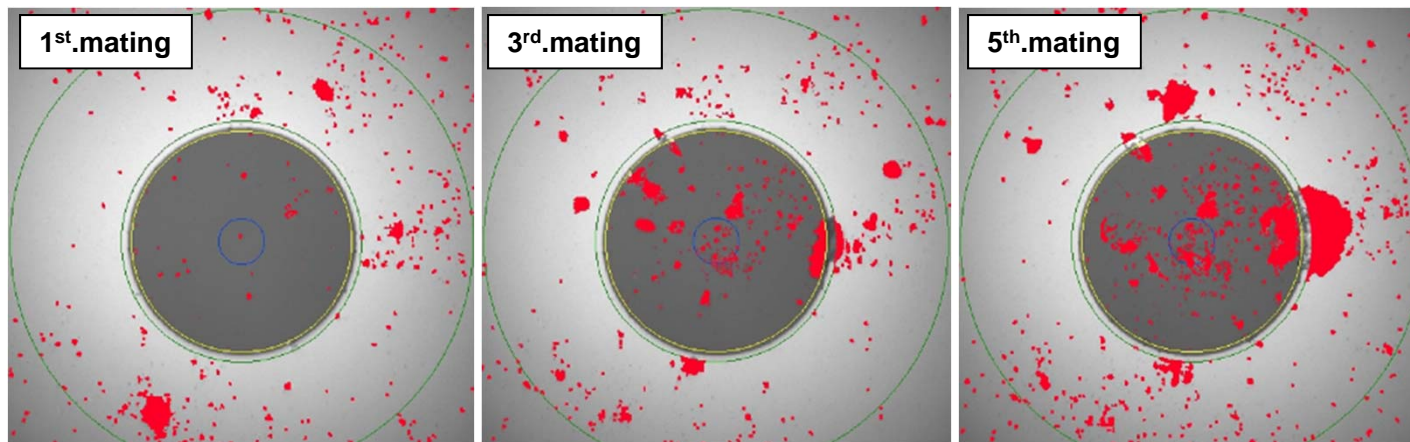
Contamination transfers from the contaminated to the clean ferrule reducing optical performance.



2017 BICSI Winter Conference & Exhibition

Information courtesy of USCONEC, Hickory, NC. Used with permission.
January 22-26 • Tampa, FL

And Migrates



Dirt on connectors moves to the middle of the ferrule!!!



2017

Source: IEC standard committee

BICSI Winter Conference & Exhibition

January 22-26 • Tampa, FL

Testing

- Key is to verify cable plant performance and connectivity
- Splitters are passive, usually trouble free
- Look for issues at connectors and jumpers
- Be aware if disconnecting before a splitter, a number of users on the channel will lose service



2017

BICSI Winter Conference & Exhibition

January 22-26 • Tampa, FL

Testing


- Test in one direction. Light source at the OLT and power meter at the ONT locations.
- Ideally use a PON specific Light Source/Power Meter set to test 1310/1490/1550nm
- An alternate option is to use a standard Light Source/Power Meter at 1310nm and 1550nm
- OTDRs can be used for troubleshooting faults found in power meter testing, but are not used to certify links



Testing

- Testing with splitters: 3dB loss for each 1:2 split (excludes connections)
- ANSI/TIA 568C.3 = max .75dB per mated pair
- Singlemode cable = 0.5dB/km

- Bend insensitive cable can be helpful



2017

BICSI Winter Conference & Exhibition

January 22-26 • Tampa, FL

Optical LAN Link Budget

- Max distance limited by attenuation, fiber loss. Splitters and connections contribute.
- Most budgets between 15.5 & 28dB; smaller splits and shorter cables require attenuators

Loss Contributor	GPON Budget
Splitter (1:32) =	16.7dB
Fiber Loss 10Km=	5dB
Conn/Splice Loss=	<u>3.6dB</u>
	25.3dB

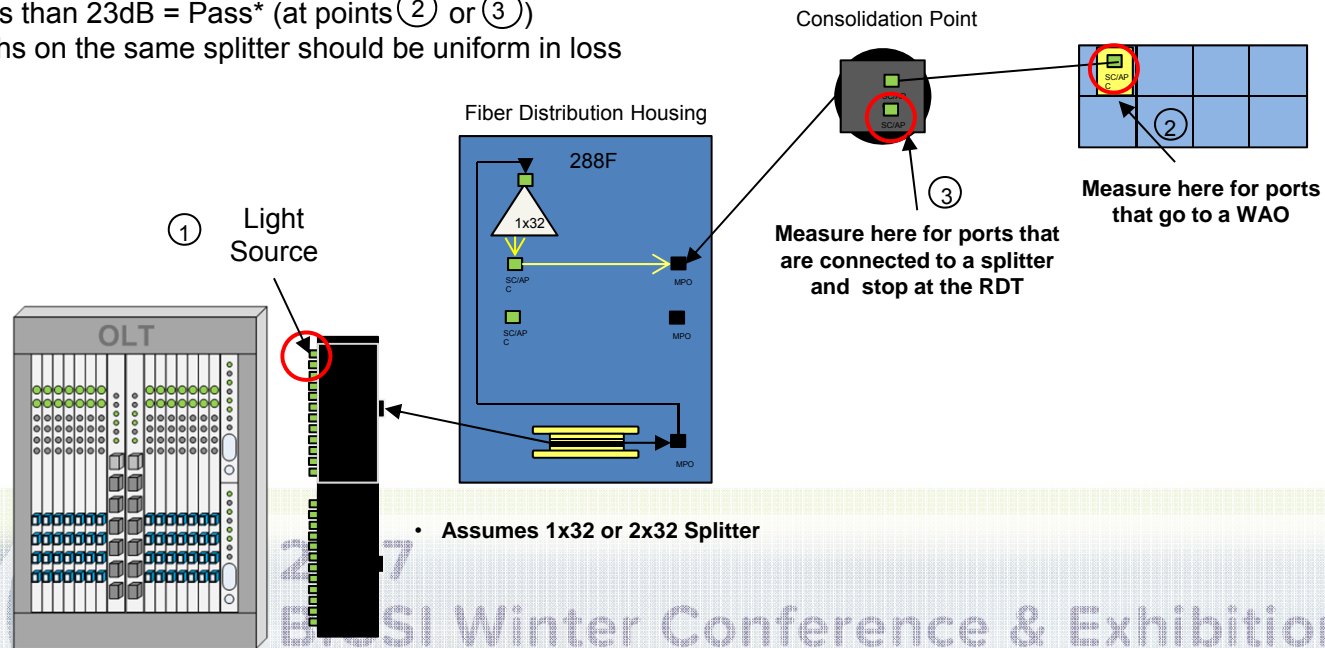
Attenuation	Loss (Maximum)	Unit
Optical Loss 1310 nm	0.5	dB/Km
Optical Loss 1490 nm	0.5	dB/Km
Optical Loss 1550 nm	0.5	dB/Km
Splice Loss per unit	0.3	dB
Connector Loss	0.75	dB
1x32 PON Splitter	16.7	dB
1x16 PON Splitter	13.5	dB
1x8 PON Splitter	10.3	dB
1x4 PON Splitter	7.2	dB

Conference & Exhibition

January 22-26, 2010 Tampa, FL

Centralized Split Test Layout (Downstream)

- Measure at 1310nm/1550nm
- Document admin/labeling scheme
- Less than 23dB = Pass* (at points ② or ③)
- Paths on the same splitter should be uniform in loss



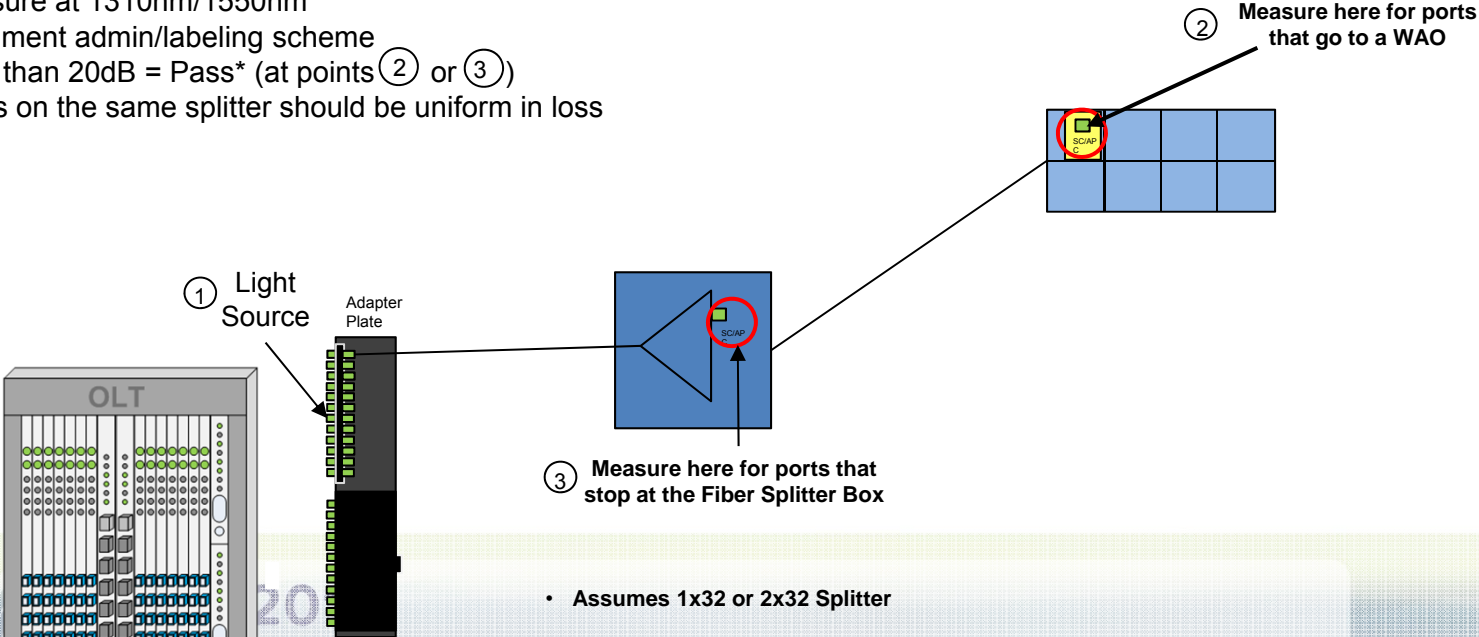
2017

EO SI Winter Conference & Exhibition

January 22-26 • Tampa, FL

Zone Split Test Layout (Downstream)

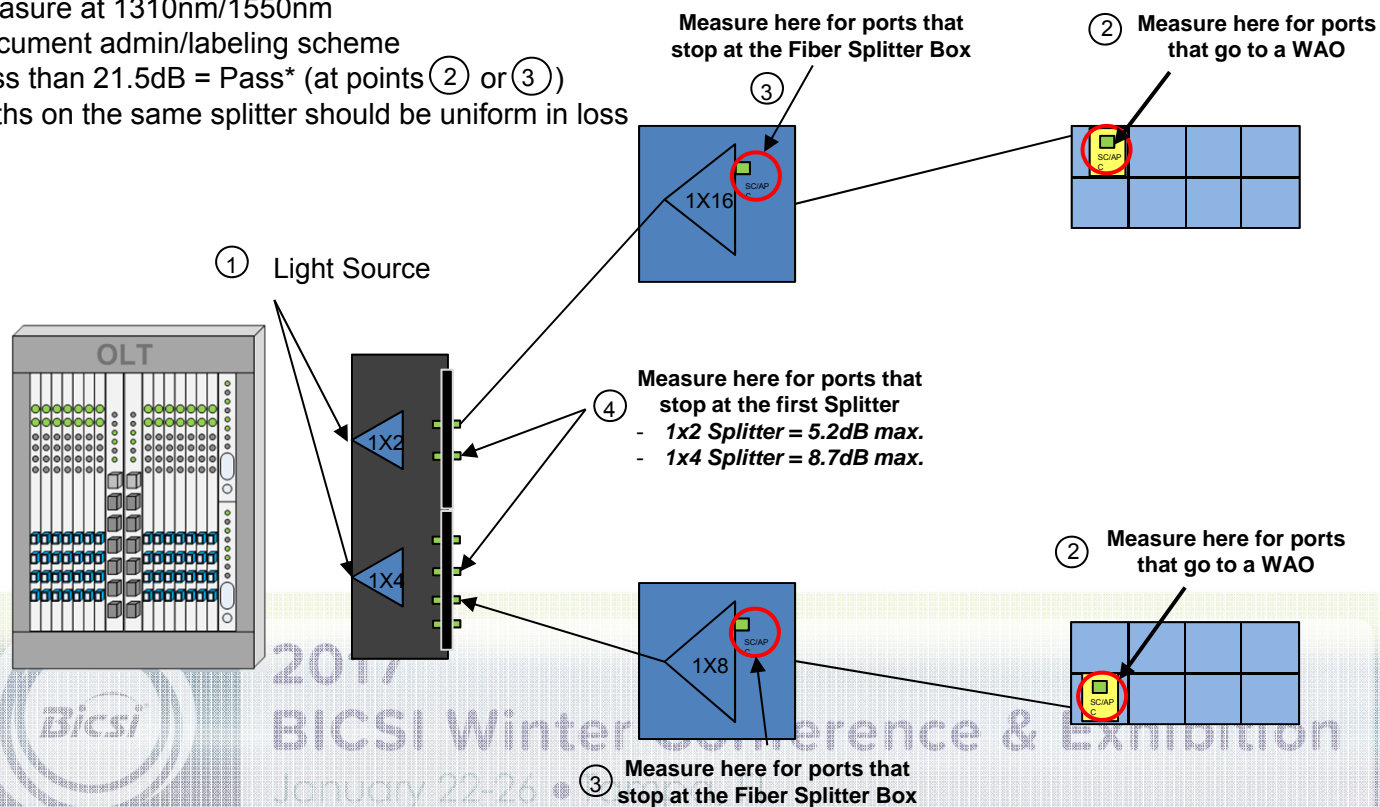
- Measure at 1310nm/1550nm
- Document admin/labeling scheme
- Less than 20dB = Pass* (at points ② or ③)
- Paths on the same splitter should be uniform in loss



20
BICSI Winter Conference & Exhibition
January 22-26 • Tampa, FL

Zone Split (Cascaded) Test Layout (Downstream)

- Measure at 1310nm/1550nm
- Document admin/labeling scheme
- Less than 21.5dB = Pass* (at points ② or ③)
- Paths on the same splitter should be uniform in loss



Bicsi

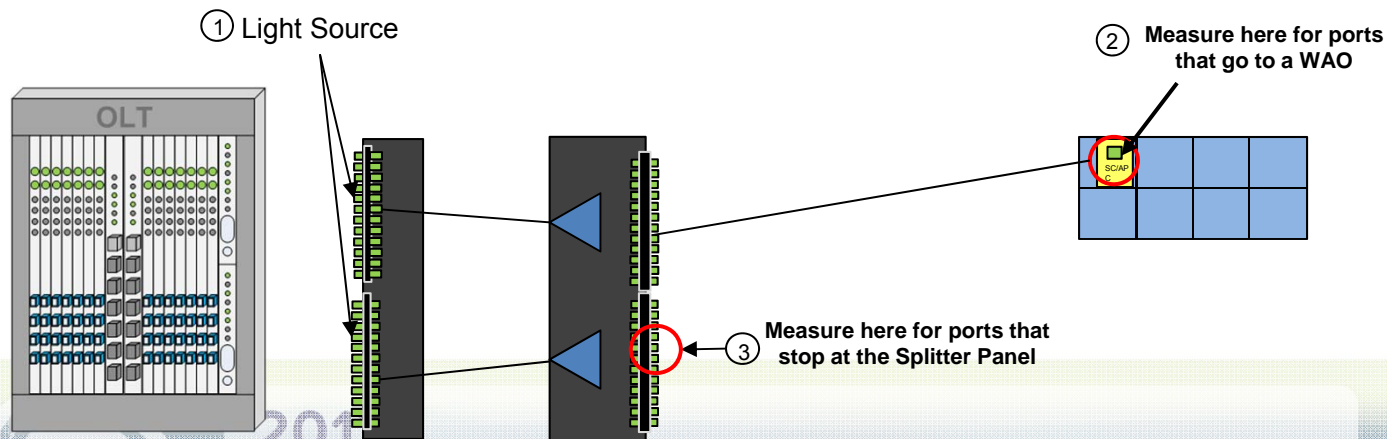
2017

BICSI Winter Conference & Exhibition

January 22-26

Rack Mount Split Test Layout (Downstream)

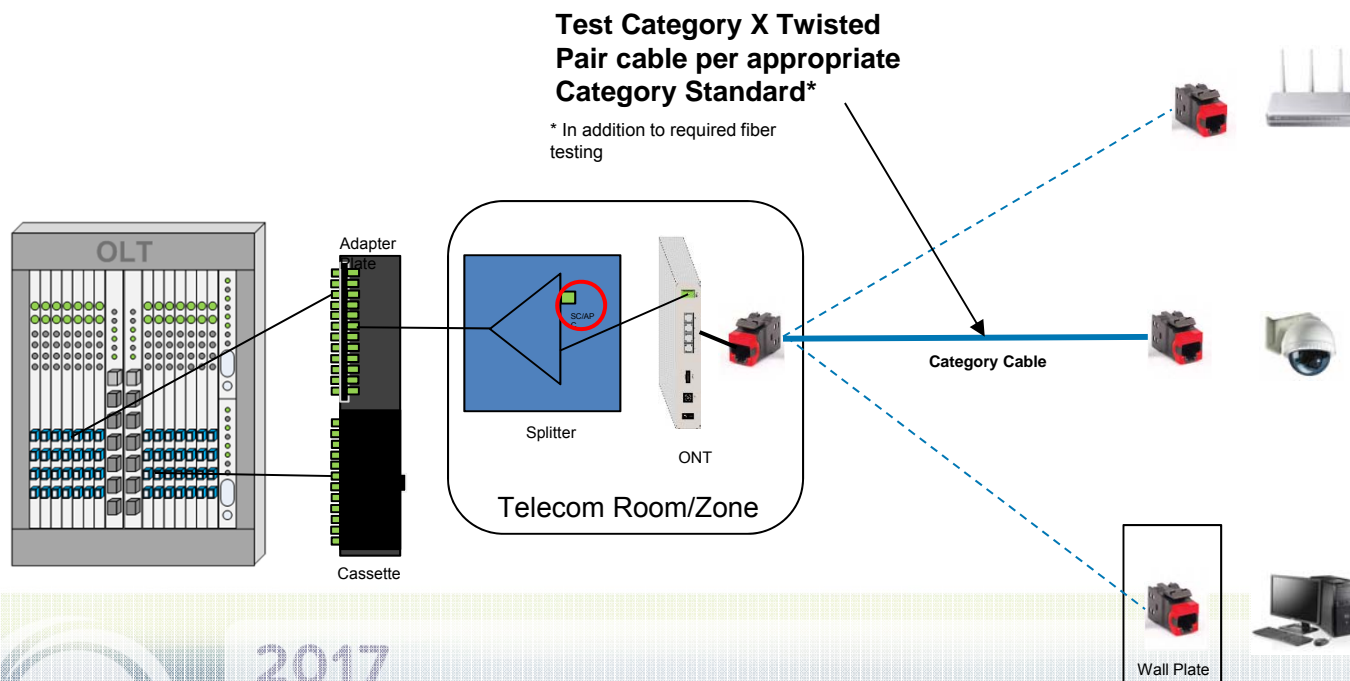
- Measure at 1310nm/1550nm
- Document admin/labeling scheme
- Less than 19.75dB = Pass* (at points ② or ③)
- Paths on the same splitter should be uniform in loss



• Assumes 1x32 or 2x32 Splitter

2017
BICSI Winter Conference & Exhibition
January 22-26 • Tampa, FL

Hybrid PON/Traditional Test Layout (Downstream/Upstream)



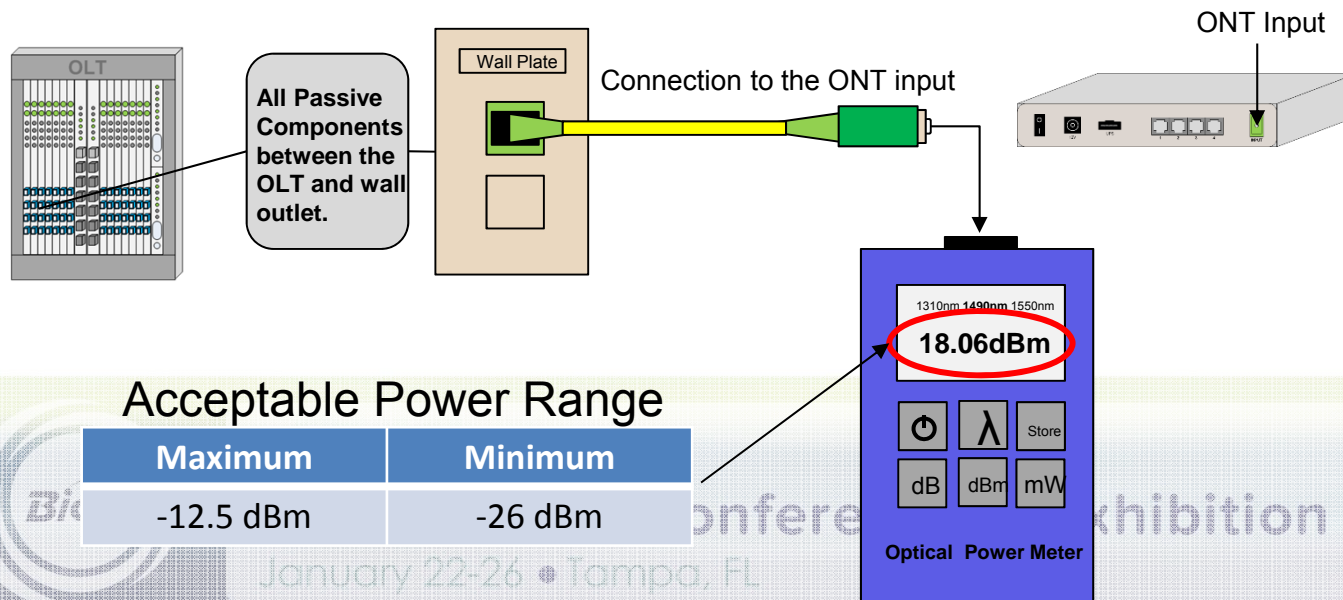
2017

BICSI Winter Conference & Exhibition

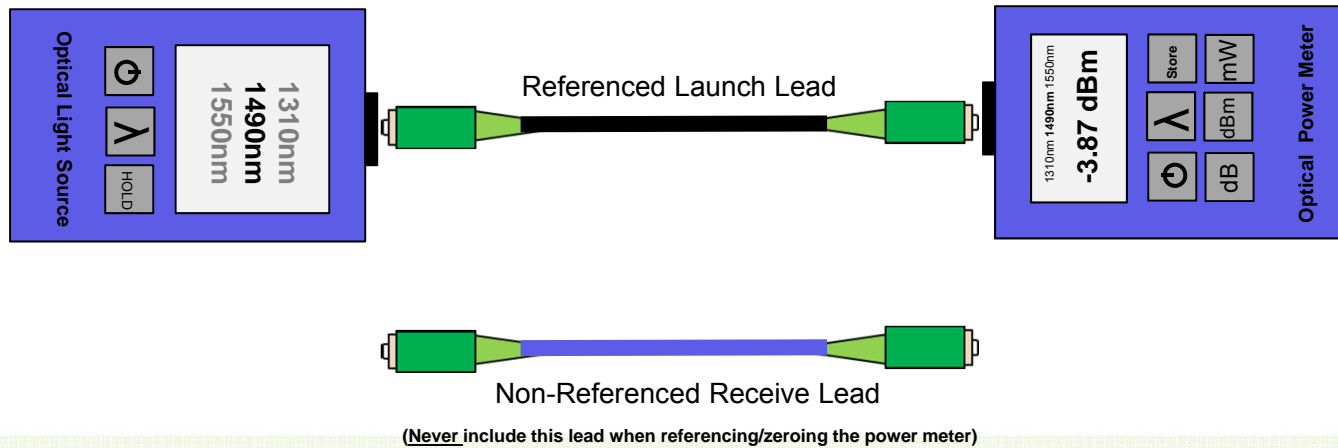
January 22-26 • Tampa, FL

Move, Add, Change (MAC) Testing

Once the splitter input connection is made to the OLT, it cannot be disconnected for testing of MACs without disruption to the other users. When a move, add, or change is made on an active PON circuit, verification must be made to ensure that the proper range of power in dBm will be fed to the ONT. There is a minimum and a maximum value that is acceptable per ITU G.984X. This is verified by placing the connector that will connect to the input of the ONT into an Optical Power Meter and measuring the power in dBm to verify that it is between the minimum and maximum level.



Referencing the meter

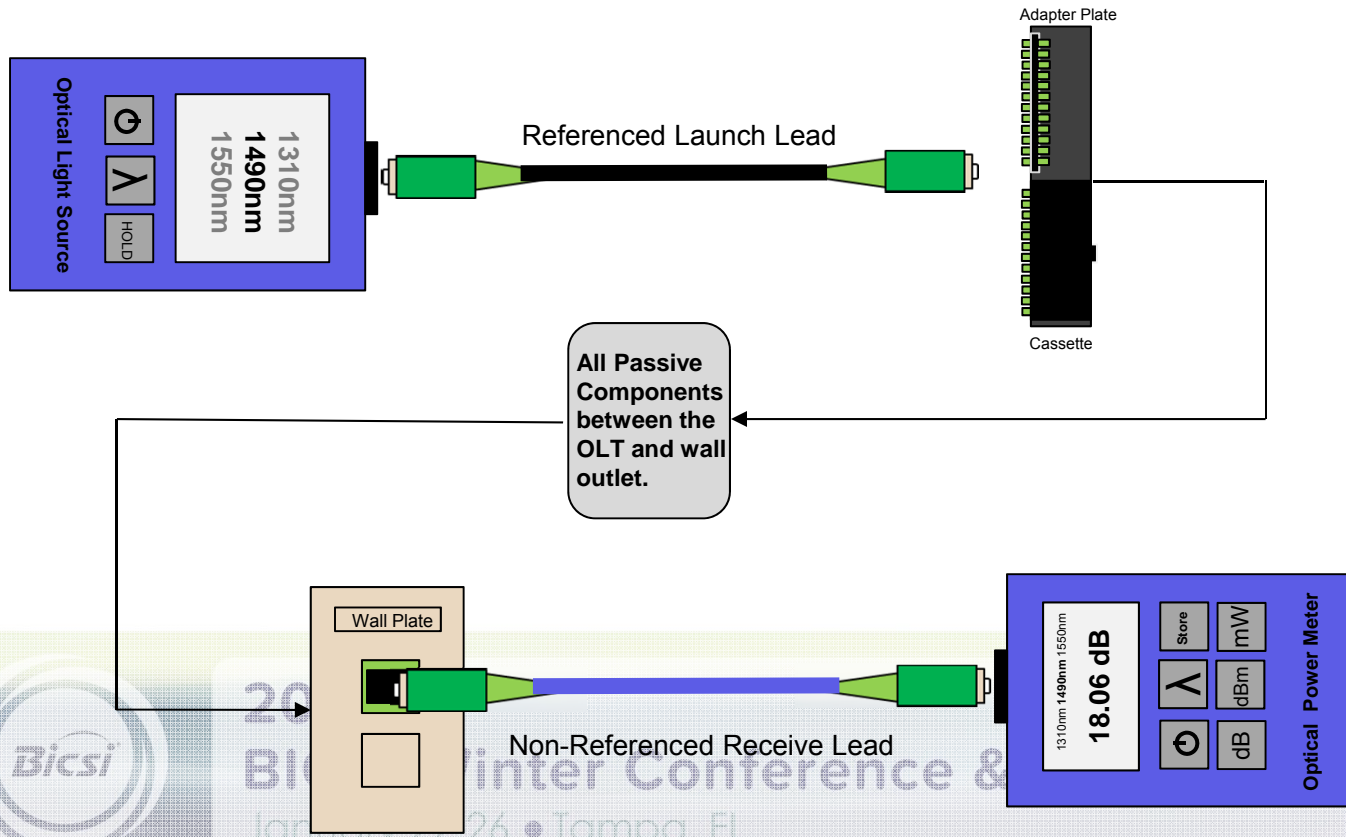


2017

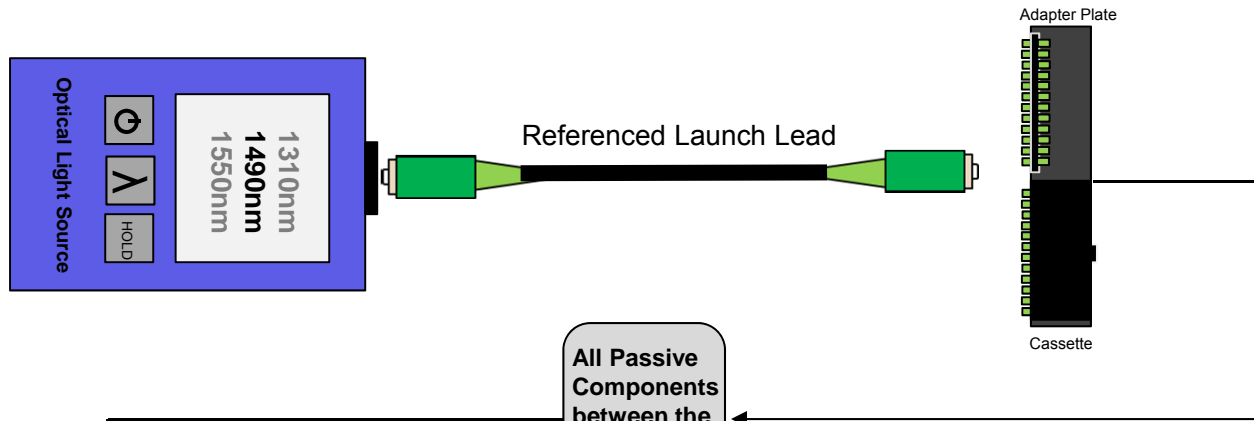
BICSI Winter Conference & Exhibition

January 22-26 • Tampa, FL

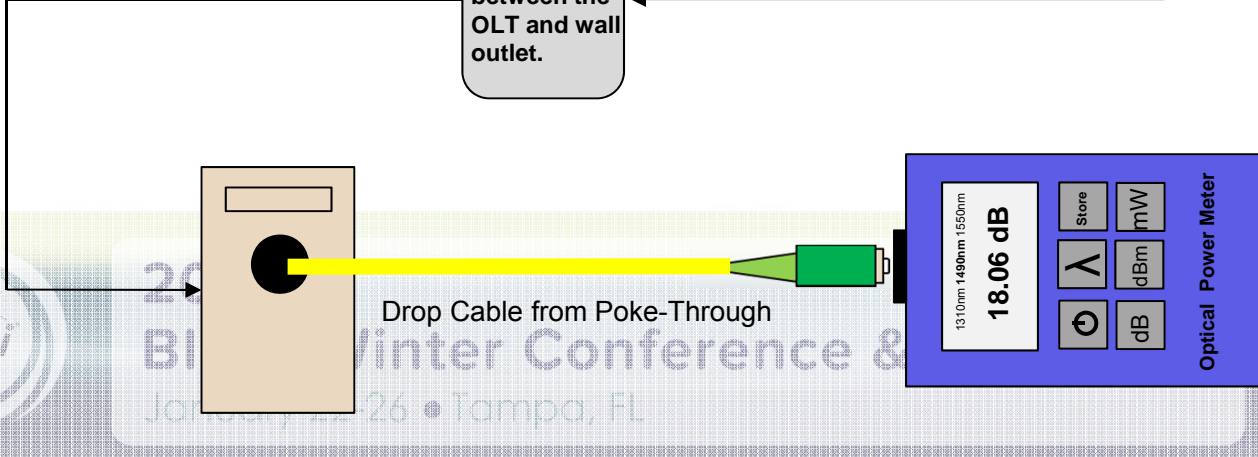
Link Test with WAO




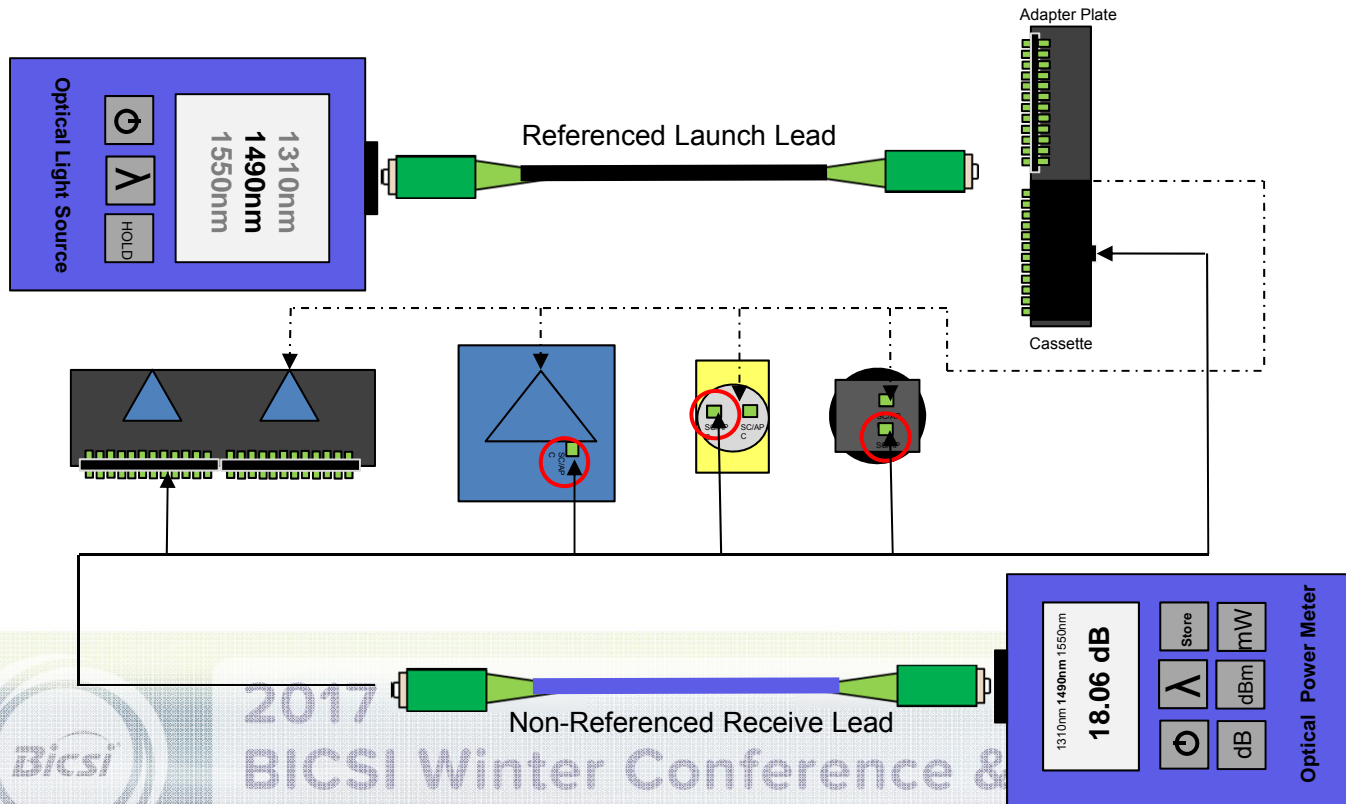
Poke Through



All Passive Components between the OLT and wall outlet.



Mid-Point Verification



2017
BICSI Winter Conference &
January 22-26 • Tampa, FL

Knowledge Check



2017

BICSI Winter Conference & Exhibition

January 22-26 • Tampa, FL

This is the common POL connector

- ✓ A. SC/APC
- B. ST
- C. MT-RJ
- D. FC



2017

BICSI Winter Conference & Exhibition

January 22-26 • Tampa, FL

POL Networks use this fiber...

A. Multimode

✓ B. Singlemode

C. Unimode

D. OM3



2017

BICSI Winter Conference & Exhibition

January 22-26 • Tampa, FL

It is important to ensure connector endfaces are clean prior to mating

- ✓ A. True
- B. False



2017

BICSI Winter Conference & Exhibition

January 22-26 • Tampa, FL

Contaminate on fiber connectors can

A. Transfer

B. Migrate

C. Block light

✓ D. All of the above



2017

BICSI Winter Conference & Exhibition

January 22-26 • Tampa, FL

You should always use a wet cleaning method to remove contamination

A. True

✓ B. False



2017

BICSI Winter Conference & Exhibition

January 22-26 • Tampa, FL

A reduction of 3dB of light signal reduces the received power by...

A. 10%

✓ B. Half

C. 12 Volts



2017

BICSI Winter Conference & Exhibition

January 22-26 • Tampa, FL

When testing a POL with an OTDR, you should test in this direction...

- ✓ A. Upstream
- B. Downstream
- C. Sideways



2017

BICSI Winter Conference & Exhibition

January 22-26 • Tampa, FL

**Loss budgets should be determined by advertised
“Typical” performance values**

A. True

✓ B. False



2017

BICSI Winter Conference & Exhibition

January 22-26 • Tampa, FL

Questions?

POL Testing Considerations

Sean Kelly, RCDD

Application Engineer, CommScope



2017

BICSI Winter Conference & Exhibition

January 22-26 • Tampa, FL

Passive Optical LAN Integration & Management



Matt Miller

Sr. Solutions Architect, CallisonRTKL



2017 BICSI Winter Conference & Exhibition

January 22-26 • Tampa, FL

Agenda

- PON Communications
- ONT Ranging Process
- RF Video Injection
- Centralized Administration
 - Management Server vs CLI
- Templates & Profiles
- VLAN Creation
- Uplink Provisioning
 - Link Aggregation Groups
- ONT Deployment & Discovery
- ONT Provisioning
 - FSAN Type B Protection
- Bandwidth Calculations & Assignment
- Traffic Flow
- Tagging, LLDP, PoE, QoS
- STP & Loop Detection
- Multicast



Objectives

After successfully completing this course, you should be able to:

- Understand the differences between ITU and IEEE PON Standards
- Describe the ONT ranging and provisioning process
- Understand the basic steps for deploying a POL
- Understand the future PON standards



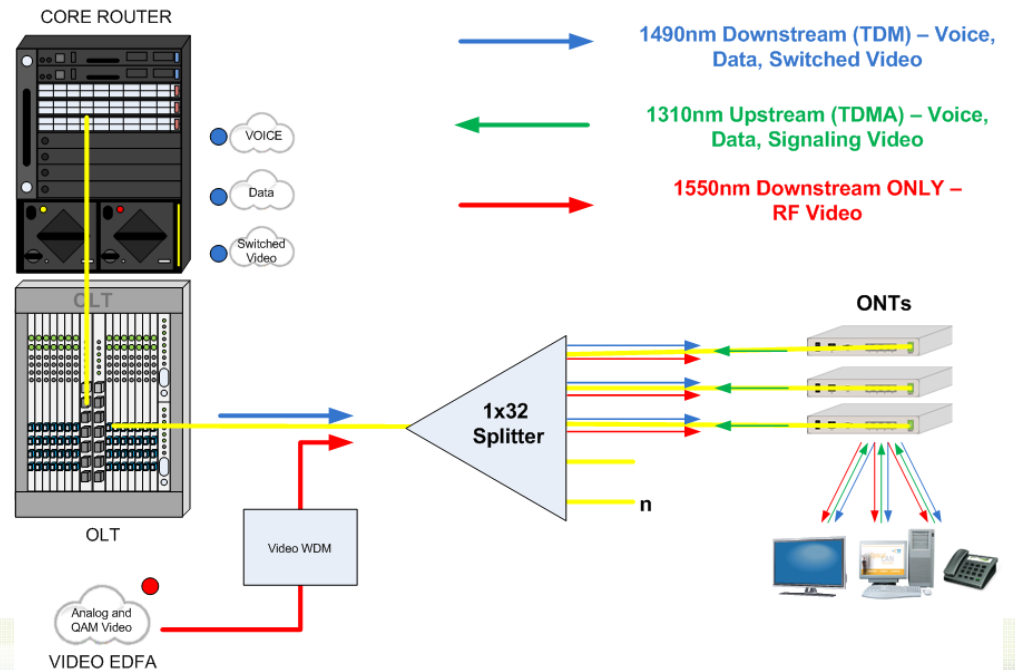
2017

BICSI Winter Conference & Exhibition

January 22-26 • Tampa, FL

PON in Detail - Overview

Passive Optical Networks (PON) are standards-based communication architectures. There are literally tens of millions of subscribers utilizing PON for voice, video and data service (known as "triple play" service). PON networks rely on wave division multiplexing (WDM) and lasers to provide triple play services in an efficient and future proof service offering.



2017

BICSI Winter Conference & Exhibition

January 22-26 • Tampa, FL

Standards – IEEE vs. ITU

- ITU and IEEE have separate standards for PON
- Both standards use the same passive infrastructure (fiber & splitters)
- The primary difference is the electronics



2017

BICSI Winter Conference & Exhibition

January 22-26 • Tampa, FL

Popular Standards Comparison

	EPON	GPON
Standard	IEEE 802.3ah	ITU G.984
Speed	1Gbps Symmetrical	2.4Gbps Down / 1.2 Gbps Up
Framing	Ethernet (mostly native)	GEMS Encapsulation
Wavelengths	1490nm/1310nm	1490nm/1310nm
Dynamic Bandwidth	Optional Vendor Specific	Built-in
Encryption	Optional Vendor Specific	AES-128 Downstream



2017

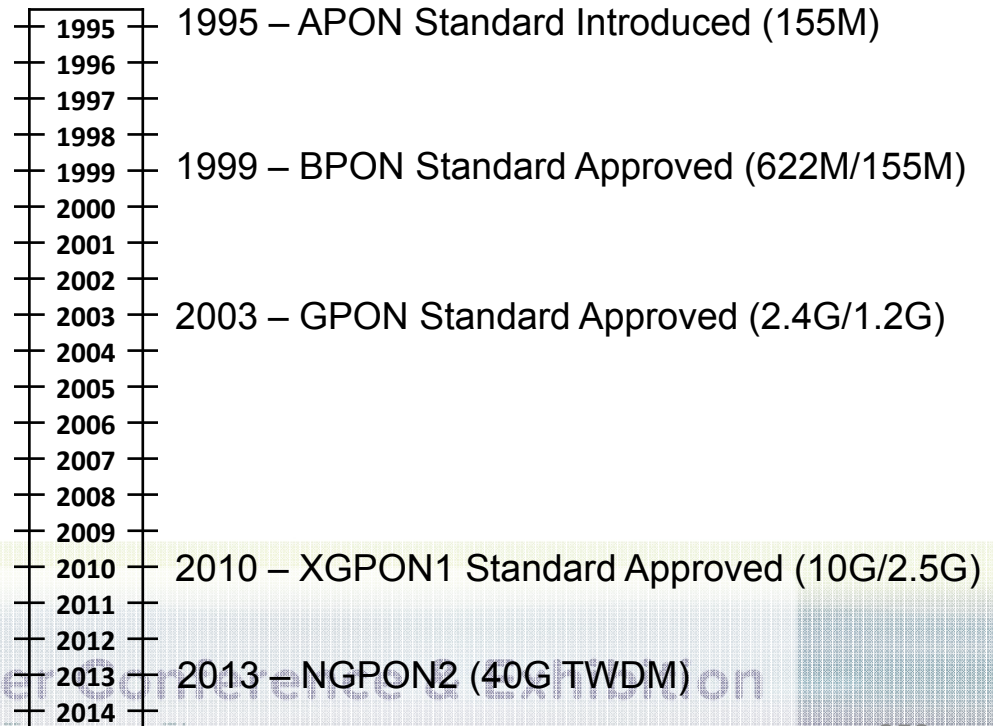
BICSI Winter Conference & Exhibition

January 22-26 • Tampa, FL

Standards Timeline

IEEE


ITU



2004 – EPON Standard Approved (1G)

2009 – 10G EPON Standard Approved (10G)

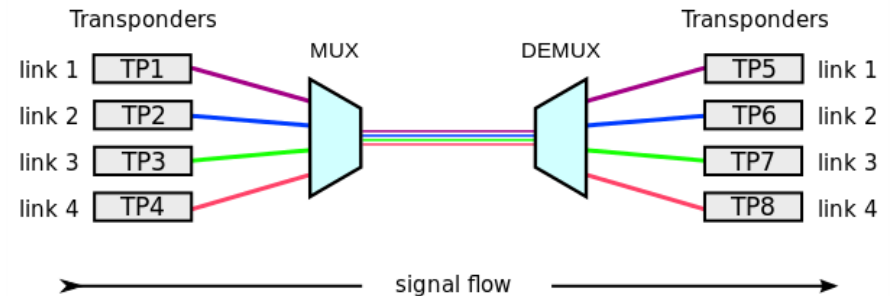
2012 – Extended EPON Task Force Formed



WDM Methodology

- Multiple wavelengths over the same physical strand of glass
- Wavelengths do not interfere with each other
- Allows multiple discreet communications

wavelength-division multiplexing (WDM)



"WDM operating principle" by Xens - Own work. Licensed under Creative Commons Attribution-Share Alike 3.0 via Wikimedia Commons - http://commons.wikimedia.org/wiki/File:WDM_operating_principle.svg#mediaviewer/File:WDM_operating_principle.svg

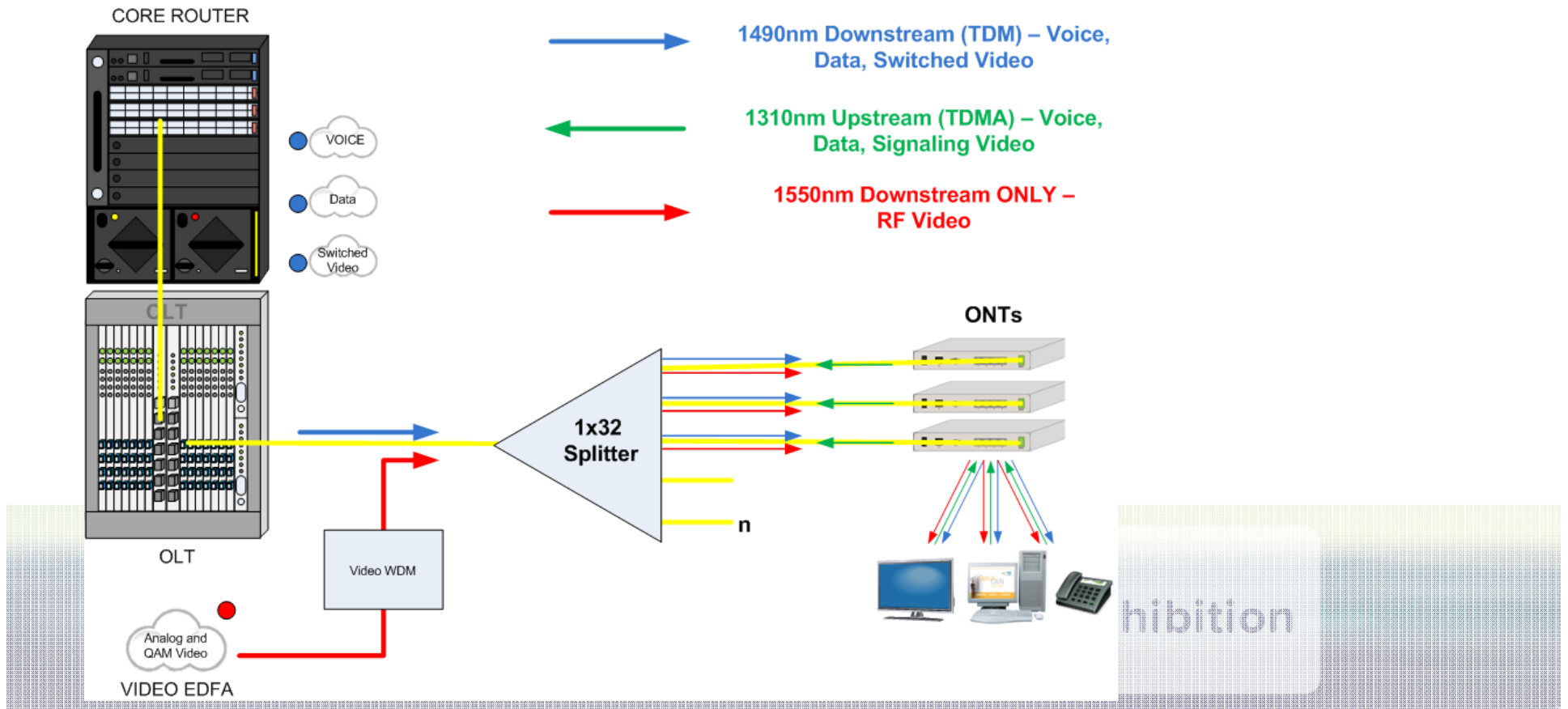


2017

BICSI Winter Conference & Exhibition

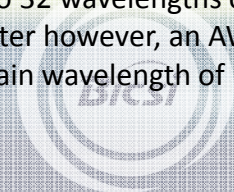
January 22-26 • Tampa, FL

WDM in PON



PON Types

- **BPON – (Broadband PON)** is an older version of PON technology which is based on ITU specifications and is characterized by an asymmetrical 622 Mbps downstream and a 155 Mbps upstream optical line rate. Earlier versions of Verizon's FiOS™ offering in the U.S. are based on BPON but more recent implementations of FiOS use GPON technology.
- **GPON – (Gigabit PON)** is the latest ITU specified PON network and is characterized by a 2.4 Gbps downstream and a 1.25 Gbps upstream optical line rate. The first significant commercial deployments of GPON began in early 2008. Most carrier implementations of GPON are in the U.S. however it is beginning to proliferate in European markets as well.
- **EPON – (Gigabit Ethernet PON or GEAPON)** is an IEEE standards based PON system characterized by a symmetrical 1.25 Gbps optical line rate. EPON is the predominant PON solution since it has been commercially available since 2001. GEAPON has been primarily deployed in Asian Pacific markets. Recently, 10Gbit/s EPON or 10G-EPON was ratified as an amendment (IEEE 802.3av) in the IEEE 802.3 standard and provides for an asymmetrical 10 Gbps downstream/1 Gbps upstream rate as well as a symmetrical 10 Gbps rate.
- **WDM PON – (Wave Division Multiplexing PON)** is an emerging technology which leverages the optical advances of dense wave division multiplexing (DWDM) to provide a dedicated wavelength to a single ONT. Implementations range from “tunable” optics which must be matched to the ONT's optics to a dynamic optical locking capability which automatically assigns a wavelength to the ONT at the ranging phase. WDM PONs utilize an arrayed waveguide grating (AWG) to multiplex up to 32 wavelengths of light onto a single fiber in the same way a passive optical splitter does. Unlike a typical optical splitter however, an AWG utilizes a phase shift in the optical light to provide an output on each fiber that only receives a certain wavelength of light.



2017
BICSI Winter Conference & Exhibition

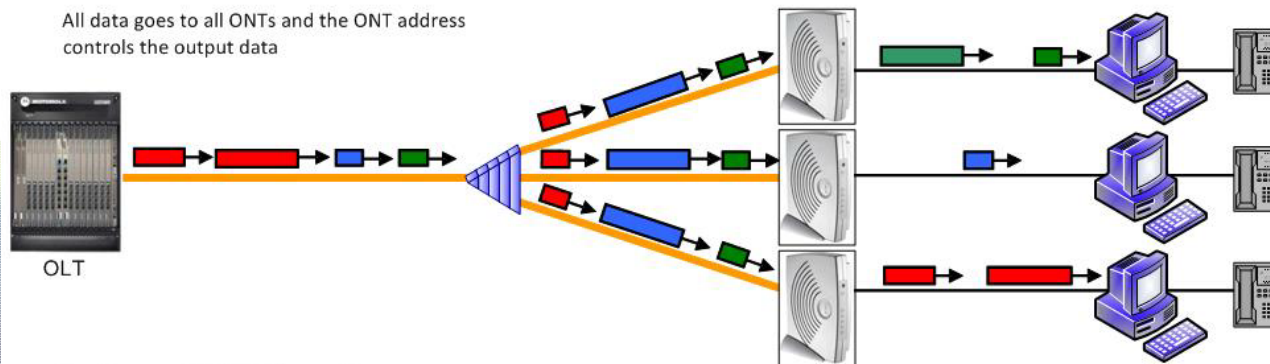
January 22-26 • Tampa, FL

Downstream Communication

The OLT transmits a signal downstream that all of the ONTs receive (point-to-multipoint). In the downstream direction, the information is broadcast on a specific color (wavelength) of laser light. The information is encoded into digital form and given a specific address that matches a specific ONT. The ONT that matches the address receives the signal and forwards the information to the end-user Ethernet port as depicted below.

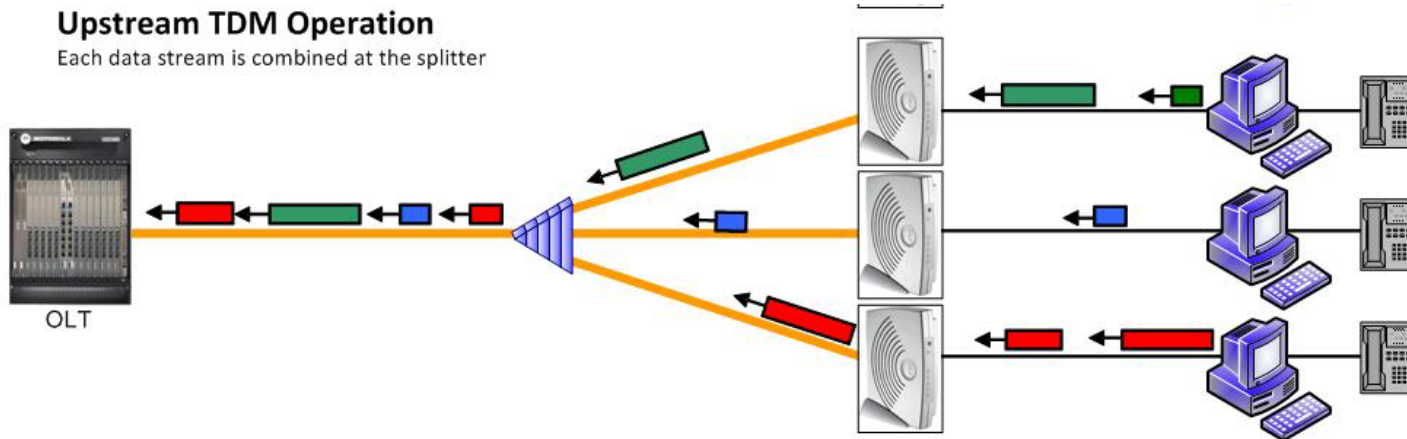
Downstream Broadcast

All data goes to all ONTs and the ONT address controls the output data



Upstream Communication

Since many ONTs are placed on the same fiber, each with their own laser, upstream communications must be coordinated so that they do not interfere with each other. This is done by synchronizing the ONTs and requiring each to send information to the OLT (Upstream) in a specific time window (TDM). The upstream laser color is different from the downstream laser, so the upstream signal will not interfere with other ONTs on the PON. Using the WDM technique, ONTs do not interfere with each other; the upstream signals do not interfere with downstream signals, and the upstream and downstream signals can communicate at the same time (full duplex). This mechanism for converged, duplex communication is depicted below.



GPON Bandwidth

- GPON upstream bandwidth is directly correlated to TDMA time slot
- Each ONT will get a number of timeslots allocated. Each frame is 125 μ s in length

- Static bandwidth management
- Dynamic Bandwidth Allocation (DBA)
 - DBA is specified in ITU 984.3. This feature is used to grant upstream bandwidth to ONUs based on their demand
 - Used for oversubscribing GPON links



2017

BICSI Winter Conference & Exhibition

January 22-26 • Tampa, FL

ONT Ranging Process

1. Authorize ONT to be on the PON
2. Determine distance from OLT
3. Setup OMCI communications
4. Assign bandwidth timeslots
5. Upgrade ONT software
6. Assign VLANs, QoS, PoE, security, etc.

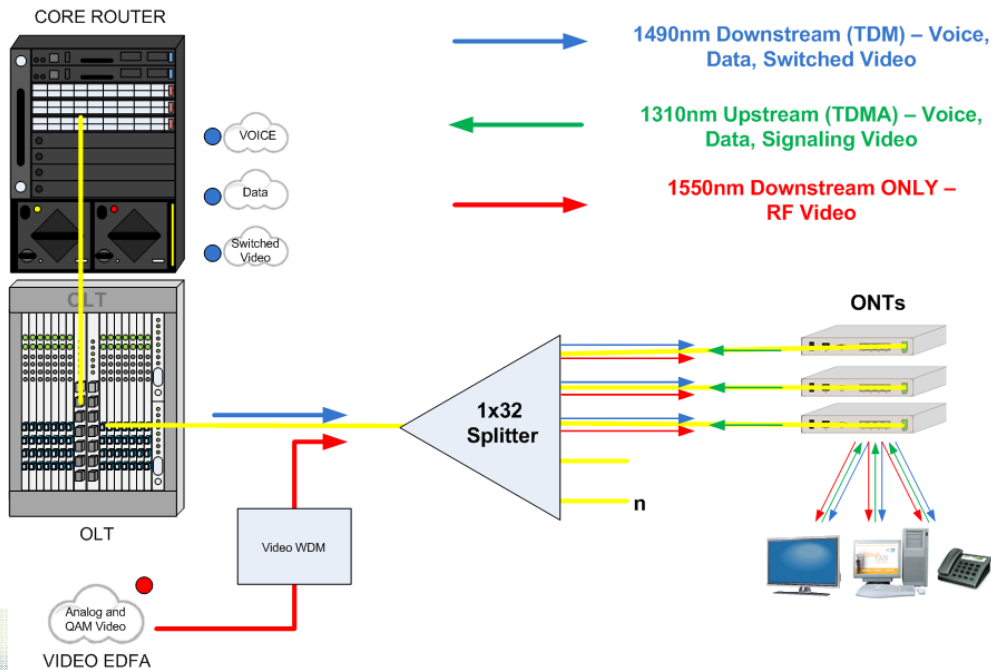


2017


BICSI Winter Conference & Exhibition

January 22-26 • Tampa, FL

RF Video



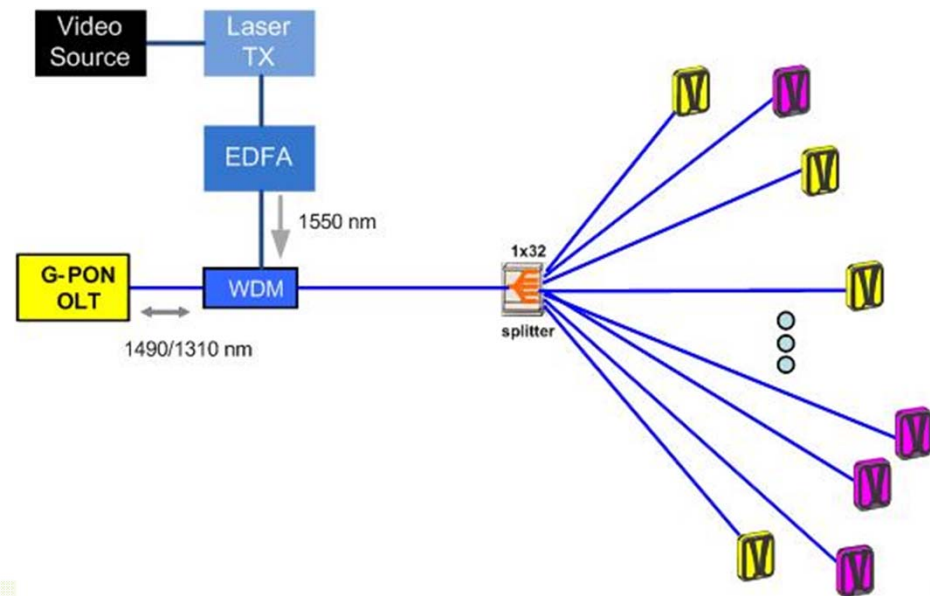
Additionally, an analog signal can be injected onto the same PON fiber, using yet another color of light (WDM techniques). This is called an overlay and is generally used to carry broadcast TV to the user's location. As with data and voice propagation, the light is a different color and therefore does not interfere with the other signals being carried on the fiber cable.



2017
BICSI Winter Conference & Exhibition
January 22-26 • Tampa, FL

RF Video

1. Video Source (Coax)
2. Laser Transmitter
3. Erbium Doped Fiber Amplifier (EDFA)
4. WDM



2017

BICSI Winter Conference & Exhibition

January 22-26 • Tampa, FL

Centralized Administration

- Reduce Operations & Maintenance (O&M) by reduced the amount of equipment managed
 - ONTs are managed by the OLT
- No powered devices in the middle of the network
 - Same location as user
- Co-locate OLT with other IT gear
 - Same location as other gear
- OLT handles activation, administration, and provision
- No administration ports on ONTs



2017

BICSI Winter Conference & Exhibition

January 22-26 • Tampa, FL

15 Minute Break



2017

Please respect others and return on time.

January 22-26 • Tampa, FL

Knowledge Check

- What is a VLAN?
- Difference between Layers 1, 2 and 3
- Have you provisioned a Cisco/Brocade/Juniper switch?



2017

BICSI Winter Conference & Exhibition

January 22-26 • Tampa, FL

Templates & Profiles

- Templates and profiles allow admins to create common settings

Identity

Name:

Parent Name:

Parent Type:

Profile Index:

Traffic Class:

Compensated: True False

Shared: True False

Dynamic Bandwidth Allocation: True False

Guaranteed Upstream Bandwidth (in Kbps):

Fixed Upstream UBR Bandwidth (in Kbps):

Fixed Upstream CBR Bandwidth (in Kbps):

Assured Upstream Bandwidth (in Kbps):

Maximum Upstream Bandwidth (in Kbps):

Extra Upstream Bandwidth Type: Non Assured Best Effort

Reset Defaults Add Close Help...

Ports

Ethernet Voice

AID	User Label	Port Profile	IGMP	PoE	RSTP	PAE	NAC	LLDP	Admin State	Status
ETH1-2-1-1-1		default	default	PoE_Enabled	BPDU_Guard	default	Data_VoIP-200_250	LLDP_Enabled	Enabled	Modified
ETH1-2-1-1-2		default	default	default	default	default	default	default	Disabled	
ETH1-2-1-1-3		default	default	default	default	default	default	default	Disabled	
ETH1-2-1-1-4		default	default	default	default	default	default	default	Disabled	


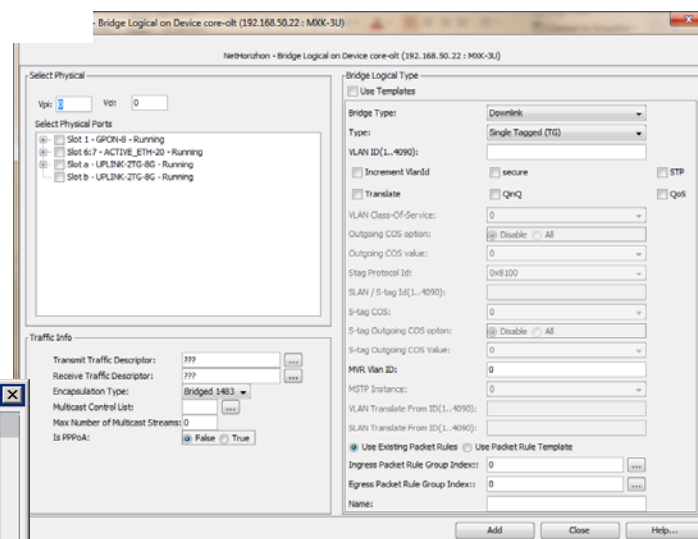


BICSI Winter Conference & Exhibition
January 22-26 • Tampa, FL

VLAN Creation

- POL uses VLANs just like Ethernet switches

Start	End	Count	ACL Mode	Bridge Type	MST ID	Registration Type	Description
300	300	1	Disable All ACLs	Full Bridging	CIST	Dynamic	CloudVLAN300
302	302	1	Disable All ACLs	Full Bridging	CIST	Dynamic	CloudVLAN302
304	304	1	Disable All ACLs	Full Bridging	CIST	Dynamic	CloudVLAN304
306	306	1	Disable All ACLs	Full Bridging	CIST	Dynamic	CloudVLAN306
308	308	1	Disable All ACLs	Full Bridging	CIST	Dynamic	MGMT
2001	2005	5	Disable All ACLs	Full Bridging	CIST	Dynamic	TIP_VLANS



2017

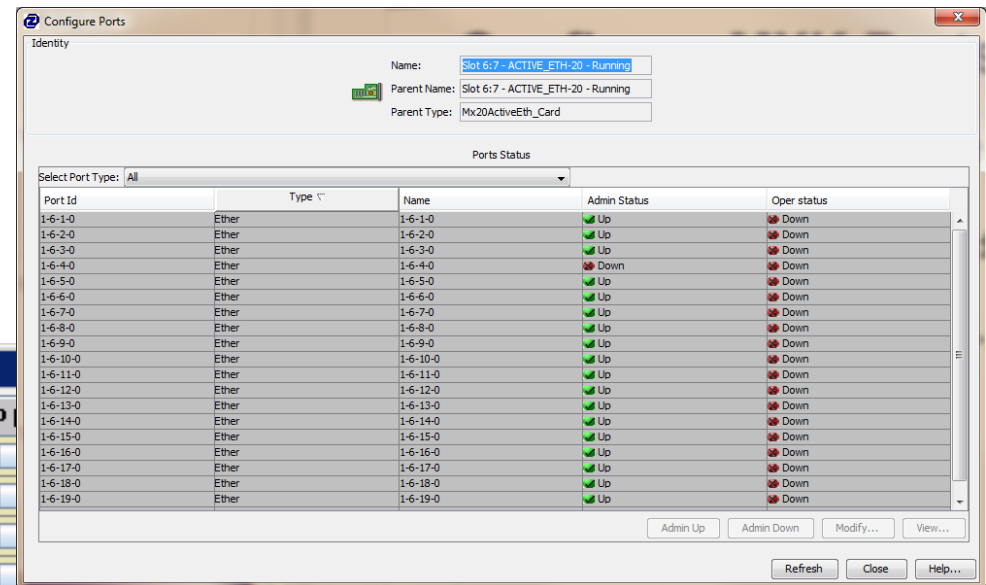
BICSI Winter Conference & Exhibition

January 22-26 • Tampa, FL

Uplink Provisioning

- Pick 1G and 10G Ethernet ports to connect to the core network

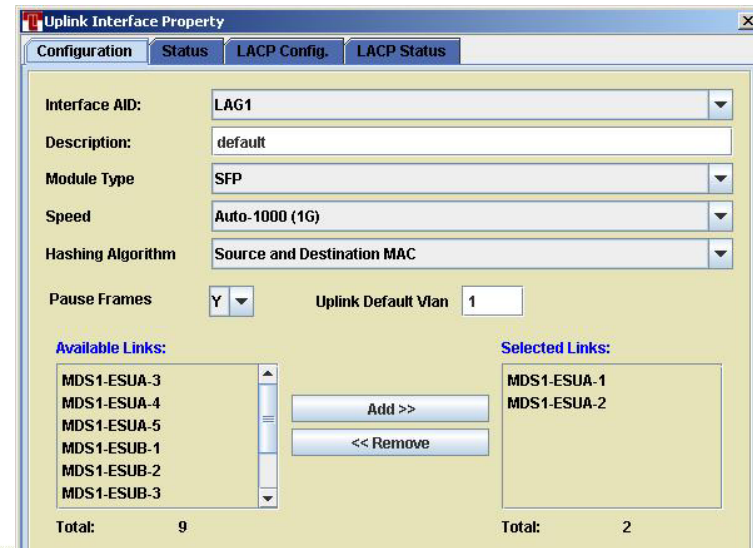
Network Interface - VLAN Association					
Start	End	Count	Interface	Force Forward	IGMP
300	300	1	NET1 (Uplink)	<input type="checkbox"/>	<input type="checkbox"/>
302	302	1	NET1 (Uplink)	<input type="checkbox"/>	<input type="checkbox"/>
304	304	1	NET1 (Uplink)	<input type="checkbox"/>	<input type="checkbox"/>
306	306	1	NET1 (Uplink)	<input type="checkbox"/>	<input type="checkbox"/>
308	308	1	NET1 (Uplink)	<input type="checkbox"/>	<input type="checkbox"/>
2001	2001	1	NET2 (Uplink)	<input type="checkbox"/>	<input checked="" type="checkbox"/>
2002	2002	1	NET2 (Uplink)	<input type="checkbox"/>	<input checked="" type="checkbox"/>
2004	2004	1	NET2 (Uplink)	<input type="checkbox"/>	<input type="checkbox"/>



hibition

Uplink LAGs

- Add individual ports to Link Aggregation Groups
- Configure LACP



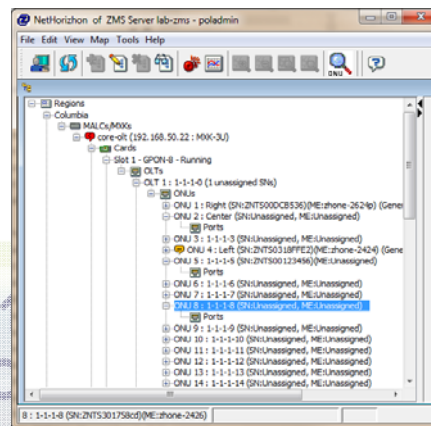
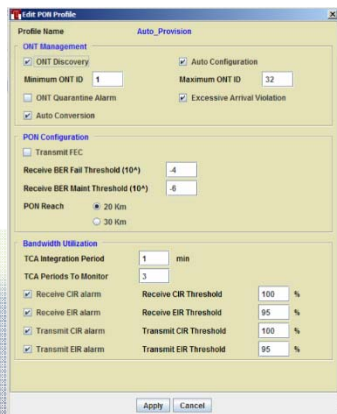
2017

BICSI Winter Conference & Exhibition

January 22-26 • Tampa, FL

ONT Discovery

- ONTs will notify the OLT when they are connected
- Administrator determines next steps



201
BIO

January 22-26 • Tampa, FL

erence & Exhibition

ONT Ranging

- Know your ONT locations before they are deployed
- Assign a name and location as they are ranged

The screenshot shows the 'ONT Property' tab in a configuration interface. It contains the following fields and values:

NE IP Address	192.168.1.97
NE Target Identifier	Test-Lab
Port AID	MDS1-2-1
ONT AID	MDS1-2-1-1
ONT ID	1
Serial Number	CIGGA1822971
Registration ID	0000000000
Upstream BER Threshold	
Failure	4
Maintenance	6
Registration Status	Locked
eStop Mode	Off

The screenshot shows the 'NetHorizon - Modify GponOnu Physical Configuration' dialog box. It contains the following fields and values:

Name:	10 (Generic CPE 192.168.50.22:47013)
Parent Name:	OLT 1: 1-1-1-0
Parent Type:	GponOlt_Physical
Device Name:	core-olt (192.168.50.22 : 1)
Template Name:	GponOnu_Physic
Copy from Existing Port:	ONU 1: Right (S)
Name:	Right
Description:	right
Admin Status:	Up

ONT Provisioning

- Assign VLANs once ONTs are ranged

The screenshot shows the 'Create Ethernet Port Service Profile' window. The profile name is 'VulP_150'. The service type is 'Bridged NNI' and the service protocol is 'Transparent'. The class of service is 'nrl-VBR' and the 802.1p marking mode is 'COPY'. The network VLAN is '150' and the subscriber VLAN is '150'. The rate shaping is set to 'Disable'. The downstream peak rate is '1000192' Kbps and the upstream peak rate is '5120' Kbps. The LLDP DSCP is '0' and the LLDP application type is '1'. The ACL profile is 'SticlyMAC_2'.

The screenshot shows the 'NetHorizon - CPE Connection On Device core-olt' window. The device is '192.168.50.22 : MXK-3U'. The GEM port is '257..3828'. The bridge logical configuration includes 'Name', 'VLAN ID (0..4090): 50', 'VLAN COS: 0', 'SLAN ID (1..4090): 0', 'SLAN COS: 0', 'SLAN TP ID: 0x8100', and 'MVR VLAN: 0'. The CPE connection is 'Ethernet UNI' with 'UNI Port: 1' and 'UNI VLAN: 0'. The GTP information shows 'GTP Index: 2 : Libr, 10240, 0, 0, 1048576' and 'Traffic Management Index: 0'.



BICSI Winter Conference & Exhibition
January 22-26 • Tampa, FL

Optical Levels

- OLTs and ONTs will report optical transmit and receive levels
- Provides basic indication of connection problems
- Not intended to replace cable plant certification




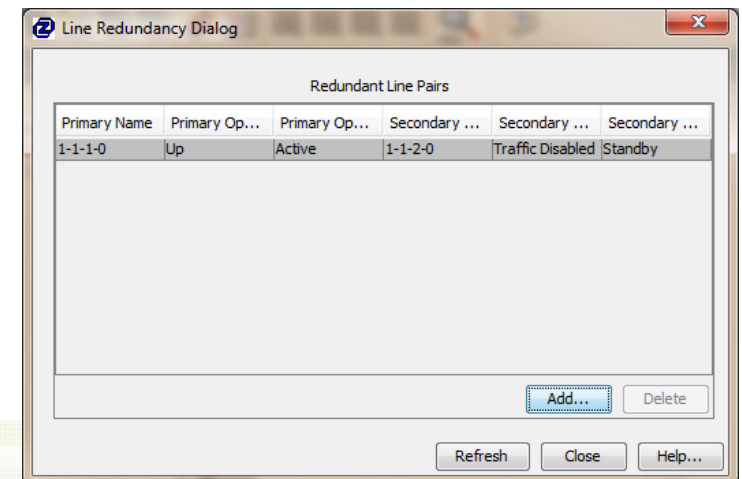
2017

BICSI Winter Conference & Exhibition

January 22-26 • Tampa, FL

Type-B Protection

- Provides sub-80ms switchover protection between PON ports on same OLT
- Redundant OLTs an option
- Switchover between OLTs requires re-ranging



2017

BICSI Winter Conference & Exhibition

January 22-26 • Tampa, FL

OMCI

- OLTs communicate with ONTs using ONT Management and Control Interface (OMCI)
- OMCI is part of the GPON standard and operating outside of GEM Ports
- OMCI is established after ONT is ranged



2017

BICSI Winter Conference & Exhibition

January 22-26 • Tampa, FL

Bandwidth Assignment

- Bandwidth management is built-in to the GPON standard
- Required during provisioning



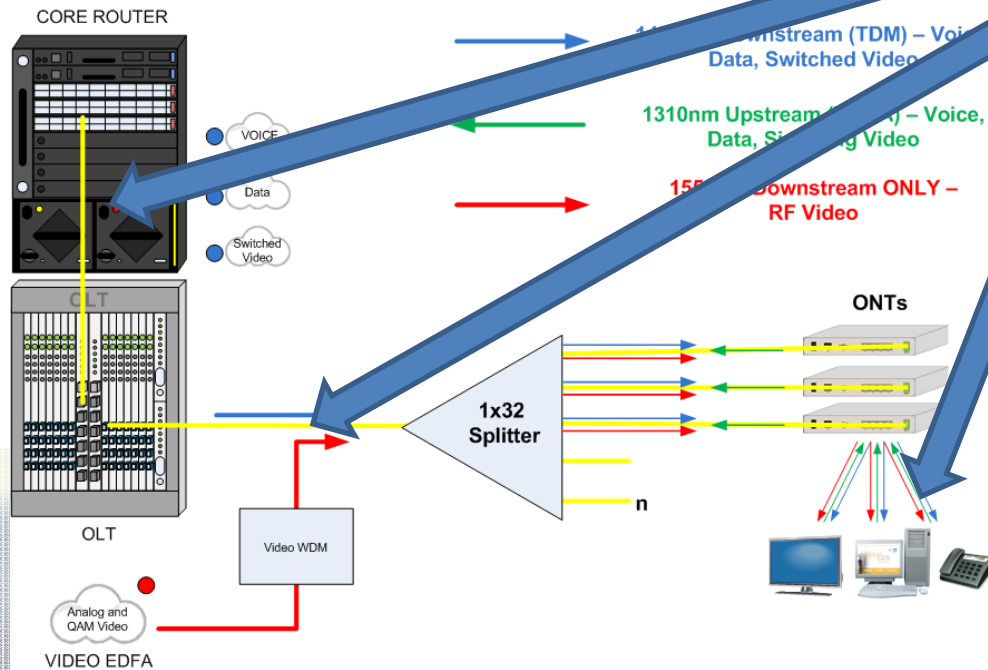
2017

BICSI Winter Conference & Exhibition

January 22-26 • Tampa, FL

Bandwidth Management

Committed rates cannot exceed capacity of any link in the system



oice & Exhibition

Upstream Granting

- The “Grant” is the permission sent from the OLT to the ONT to:
 - Allow the ONT to transmit traffic in its assigned timeslot on the Upstream data train
 - Control the flow of Upstream traffic from the ONTs to the OLT so collisions of traffic from different ONTs on the PON do not occur



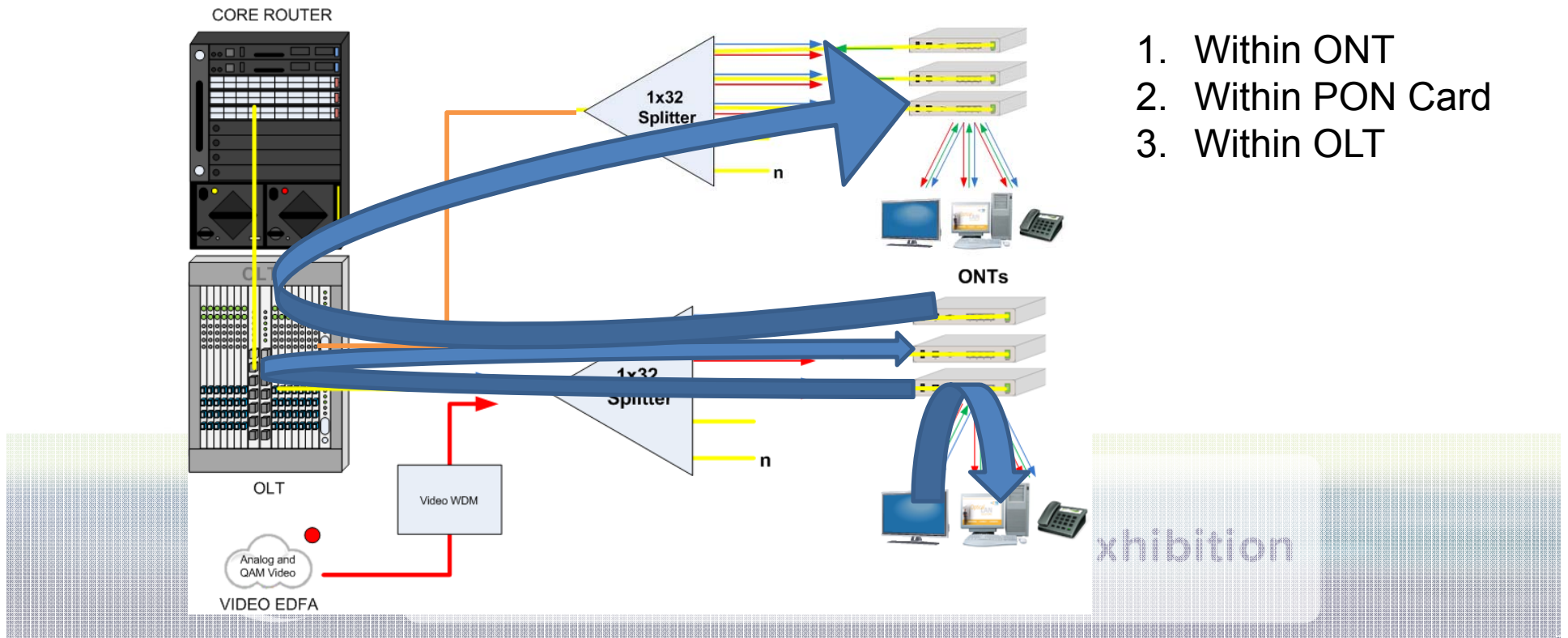
2017

BICSI Winter Conference & Exhibition

January 22-26 • Tampa, FL

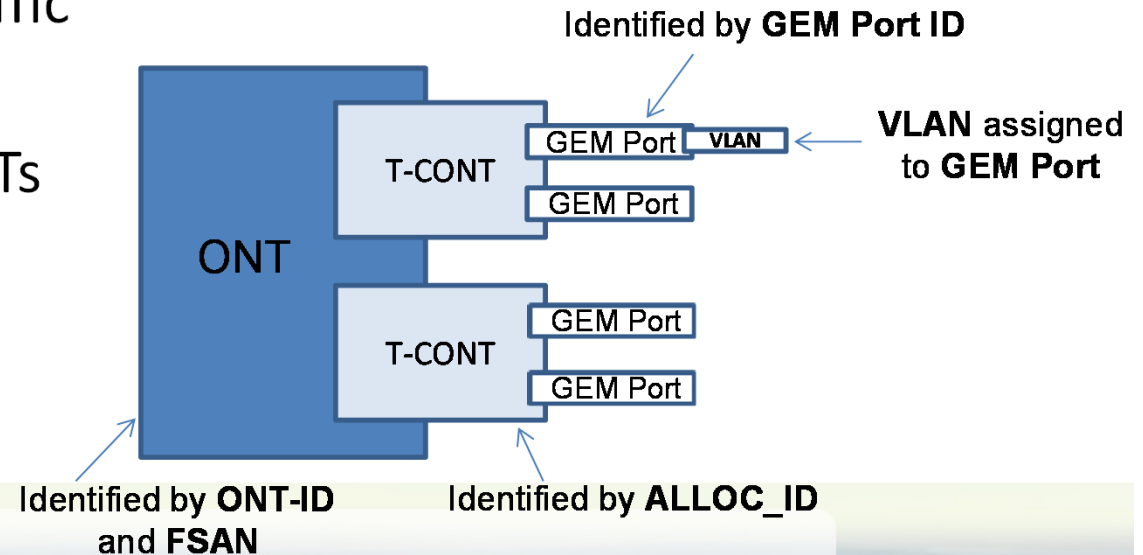
Traffic Flow

Internal switching separates POL from carrier PON vendors



GPON Encapsulation

- VLANs mapped to GEM Ports
- GEM Ports assigned to traffic containers
- GEM Ports mapped to ONTs



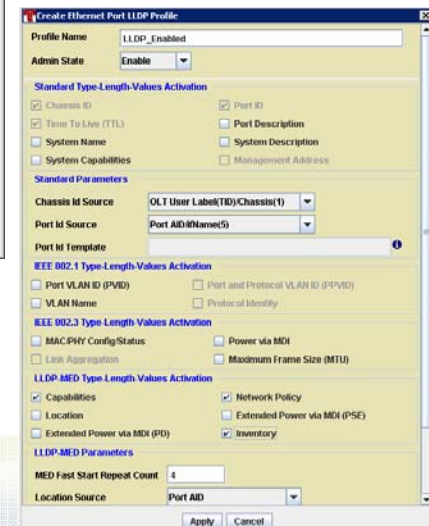
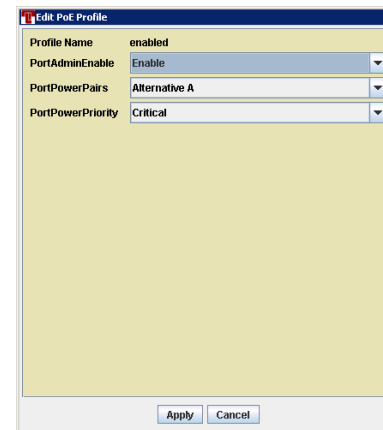
2017

BICSI Winter Conference & Exhibition

January 22-26 • Tampa, FL

Tagging, LLDP, PoE, QoS

- Tag VLANs from ONT
- Deliver power
- Configure connected devices with LLDP
- Customize QoS



2017

BICSI Winter Conference & Exhibition

January 22-26 • Tampa, FL

STP & Loop Detection

- Full STP is not required in POL networks
- Loop detection is important

Edit Ethernet Port RSTP Profile

Profile Name	BPDU_Security
Administrative State	Enable
Path Cost	20000
Port Priority	128
Port Hello Time (secs)	2
Admin Point-to-Point MAC	Auto
<input checked="" type="checkbox"/> Admin Edge Port	<input checked="" type="checkbox"/> Restricted Role
<input checked="" type="checkbox"/> Restricted TCN	<input type="checkbox"/> Enable TCN Notification
<input type="checkbox"/> Enable Root Protected Notification	<input checked="" type="checkbox"/> Enable BPDU Guard Violation

Apply Cancel



2017

BICSI Winter Conference & Exhibition

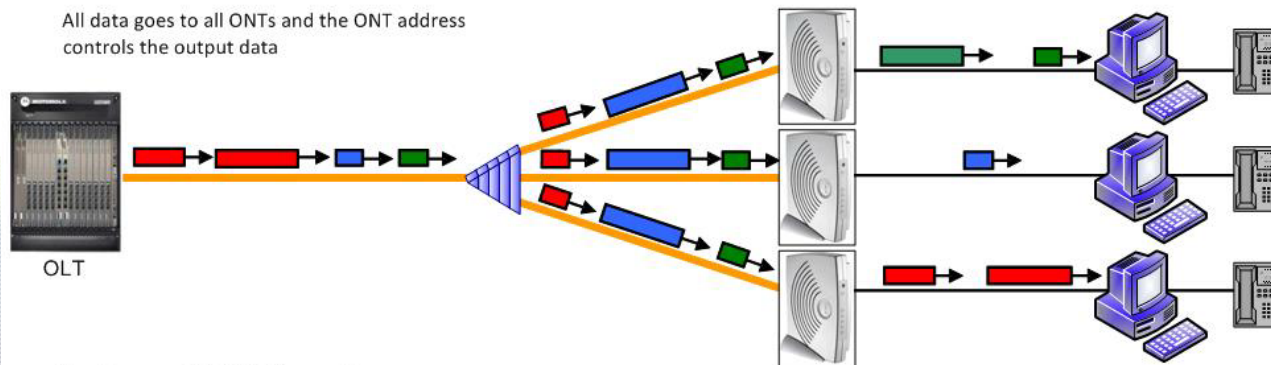
January 22-26 • Tampa, FL

Multicast

- Multicast compliments PON topology
- OLTs and ONTs feature IGMP snooping
- Specific multicast VLAN required

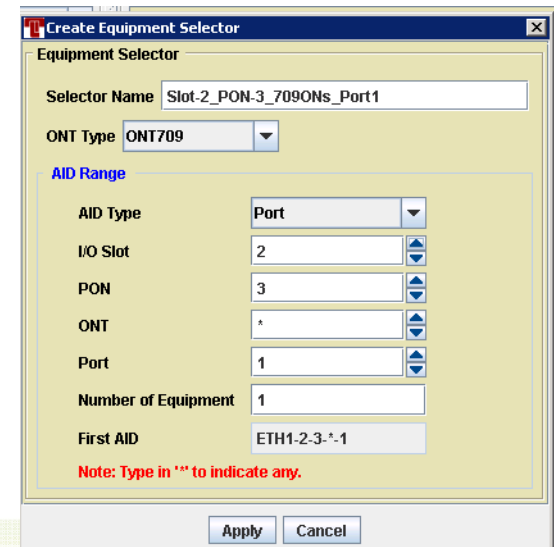
Downstream Broadcast

All data goes to all ONTs and the ONT address controls the output data



Rules & Auto-Port Provisioning

- Auto-provision ONTs upon detection
- Set rules or selectors based upon ONT properties (location, model, etc.)



Equipment Selector

Selector Name: Slot-2_PON-3_709ONs_Port1

ONT Type: ONT709

AID Range

AID Type: Port

I/O Slot: 2

PON: 3

ONT: ^

Port: 1

Number of Equipment: 1

First AID: ETH1-2-3-^-1

Note: Type in "*" to indicate any.

Apply Cancel



2017

BICSI Winter Conference & Exhibition

January 22-26 • Tampa, FL

Converging Standards

- IEEE and ITU working to converge standards in future generations
- 10G EPON and XGPON use same PHYs



2017

BICSI Winter Conference & Exhibition

January 22-26 • Tampa, FL

Future Standards

- EPON/GPON Networks can co-exist on the same fiber & splitters as 10G EPON/XGPON Networks
- 10G EPON and XGPON use same PHYs
- IEEE and ITU working to converge standards in future generations
- Next standards may combine multiple wavelengths in each direction for additional bandwidth



2017

BICSI Winter Conference & Exhibition

January 22-26 • Tampa, FL

Complimentary Wavelengths

EPON/GPON

1490nm Down / 1310nm Up

10G EPON/XGPON

1577nm Down / 1270nm Up

RF Video

1550nm Down

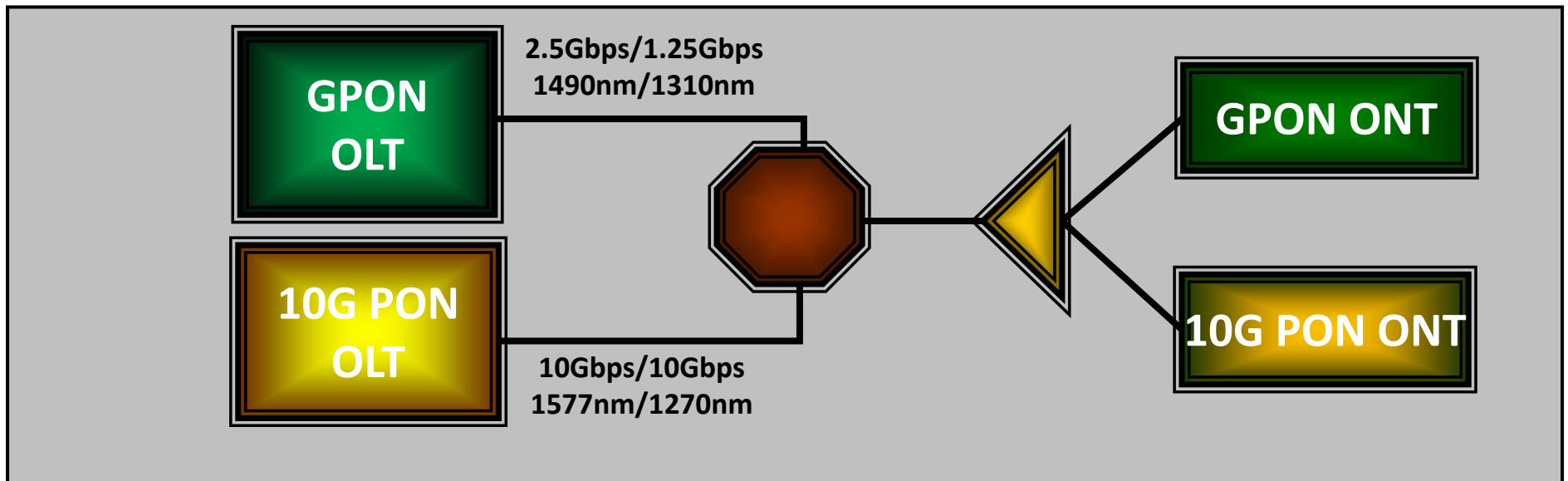


2017

BICSI Winter Conference & Exhibition

January 22-26 • Tampa, FL

Migration to 10G



7

- 10G PON can coexist on the same fiber as GPON
- Bandwidths available as 10G Downstream and 10G/2.5G/1G Upstream
- Uses same infrastructure/splitters as GPON
- Casual migration – upgrade only the ONTs that you want

Questions?

Passive Optical LAN Integration & Management

Matt Miller

Sr. Solutions Architect, CallisonRTKL



2017

BICSI Winter Conference & Exhibition

January 22-26 • Tampa, FL

POL Project Closeout Package



Mike Watts, ITS
Vice President, Noovis



2017 BICSI Winter Conference & Exhibition

January 22-26 • Tampa, FL

Suggested Contents

- Rack Elevation Drawings
- As-Built Drawings
- Interconnect Documentation
- Test Results
- Datasheets and Documentation




2017

BICSI Winter Conference & Exhibition

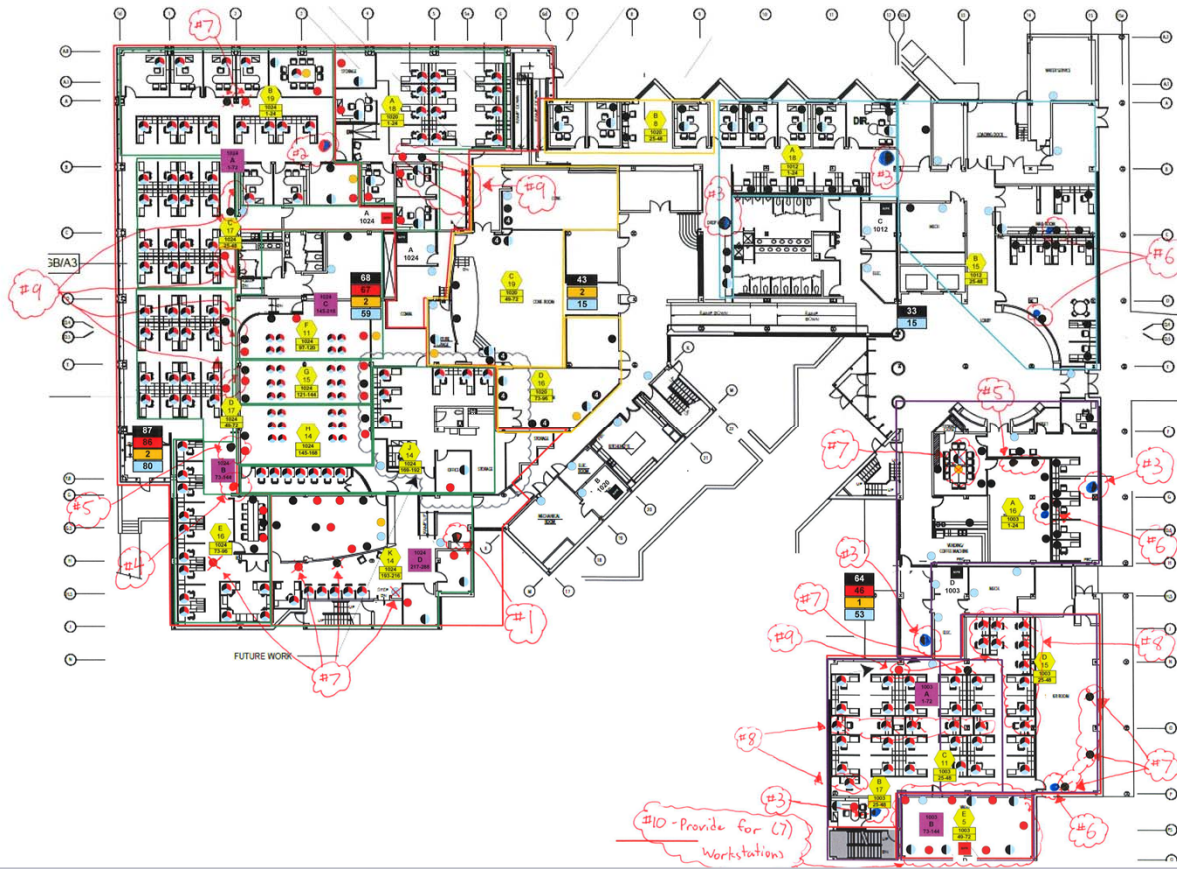
January 22-26 • Tampa, FL

Rack Elevation Drawings



BICSI Winter Conference & Exhibition
January 22-26 • Tampa, FL

As-Built Drawings




Interconnect Documentation

Site	Building	OLT Rack	OLT Chassis	PON Card	PON Port	VAM Shelf	VAM Module	VAM Port	Backbone Shelf	Riser Cable	Backbone Port
Las Veags	Mandalay Bay	MDF Rack 6	ManBay001	4	16	1	8	2	2	2	1
Las Veags	Mandalay Bay	MDF Rack 6	ManBay001	4	16	1	8	2	2	2	1
Las Veags	Mandalay Bay	MDF Rack 6	ManBay001	4	16	1	8	2	2	2	1
Las Veags	Mandalay Bay	MDF Rack 6	ManBay001	4	16	1	8	2	2	2	1
Las Veags	Mandalay Bay	MDF Rack 6	ManBay001	4	16	1	8	2	2	2	1
Las Veags	Mandalay Bay	MDF Rack 6	ManBay001	4	16	1	8	2	2	2	1
Las Veags	Mandalay Bay	MDF Rack 6	ManBay001	4	16	1	8	2	2	2	1
Las Veags	Mandalay Bay	MDF Rack 6	ManBay001	4	16	1	8	2	2	2	1
Las Veags	Mandalay Bay	MDF Rack 6	ManBay001	4	16	1	8	2	2	2	1
Las Veags	Mandalay Bay	MDF Rack 6	ManBay001	4	16	1	8	2	2	2	1
Las Veags	Mandalay Bay	MDF Rack 6	ManBay001	4	16	1	8	2	2	2	1
Las Veags	Mandalay Bay	N/A	N/A	N/A	N/A	N/A	N/A	N/A	N/A	N/A	N/A

DISCERNIBLE CONFERENCE & EXHIBITION
January 22-26 • Tampa, FL

Interconnect Documentation

FDH	FDH Location	Splitter	Splitter Fiber	FDH Port	RDT	RDT Port Count	RDT Location	RDT Port	Drop #	Room Number	ONT Model	ONT SN#
MB1	3rd floor mechanical room across from 313	1	1	1	1	1-12	Located in front of 115	1	1	GUEST RM 2	ONT 123	90D7B
MB1	3rd floor mechanical room across from 313	1	2	2	1	1-12	Located in front of 115	2	2	120	ONT 123	90F2F
MB1	3rd floor mechanical room across from 313	1	3	3	1	1-12	Located in front of 115	3	3	119	ONT 123	90D75
MB1	3rd floor mechanical room across from 313	1	4	4	1	1-12	Located in front of 115	4	4	116	ONT 123	910D4
MB1	3rd floor mechanical room across from 313	1	5	5	1	1-12	Located in front of 115	5	5	117	ONT 123	90F49
MB1	3rd floor mechanical room across from 313	1	6	6	1	1-12	Located in front of 115	6	6	114	ONT 123	90FCF
MB1	3rd floor mechanical room across from 313	1	7	7	1	1-12	Located in front of 115	7	7	115	ONT 123	9130E
MB1	3rd floor mechanical room across from 313	1	8	8	1	1-12	Located in front of 115	8	8	113	ONT 123	90D72
MB1	3rd floor mechanical room across from 313	1	9	9	1	1-12	Located in front of 115	9	9	112	ONT 123	910C6
MB1	3rd floor mechanical room across from 313	1	10	10	1	1-12	Located in front of 115	10	10	111	ONT 123	90E09
MB1	3rd floor mechanical room across from 313	1	11	11	1	1-12	Located in front of 115	11	11	118	ONT 123	90F08
MB1	3rd floor mechanical room across from 313	N/A	N/A	12	1	1-12	N/A	12	Spare	N/A	N/A	N/A


 Cisco Winter Conference & Exhibition
 January 22-26 • Tampa, FL

Interconnect Documentation

ONT GE Port 1 Device	ONT GE Port 1 MAC	ONT GE Port 2 Device	ONT GE Port 2 MAC	ONT GE Port 3 Device	ONT GE Port 3 MAC	ONT GE Port 4 Device	ONT GE Port 4 MAC	ONT POTS Port 1	ONT POTS Port 2	RF Port	WAP MACs	Notes
Active	N/A	N/A	N/A	N/A	N/A	N/A	N/A	Active	N/A	N/A	N/A	N/A
Active	N/A	N/A	N/A	N/A	N/A	WAP	F40F1B7E0CF8	Active	N/A	N/A	F40F1B7E0CF8	N/A
Active	N/A	N/A	N/A	N/A	N/A	N/A	N/A	Active	N/A	N/A	N/A	N/A
Active	N/A	N/A	N/A	N/A	N/A	N/A	N/A	Active	N/A	N/A	N/A	N/A
Active	N/A	N/A	N/A	N/A	N/A	N/A	N/A	Active	N/A	N/A	N/A	N/A
Active	N/A	N/A	N/A	N/A	N/A	N/A	N/A	Active	N/A	N/A	N/A	N/A
Active	N/A	N/A	N/A	N/A	N/A	WAP	F40F1B7F2B34	Active	N/A	N/A	F40F1B7F2B34	N/A
Active	N/A	N/A	N/A	N/A	N/A	N/A	N/A	Active	N/A	N/A	N/A	N/A
Active	N/A	N/A	N/A	N/A	N/A	WAP	F40F1B6373D8	Active	N/A	N/A	F40F1B6373D8	N/A
Active	N/A	N/A	N/A	N/A	N/A	N/A	N/A	Active	N/A	N/A	N/A	N/A
Active	N/A	N/A	N/A	N/A	N/A	WAP	88F0316C59B4	Active	N/A	N/A	88F0316C59B4	N/A
N/A	N/A	N/A	N/A	N/A	N/A	N/A	N/A	N/A	N/A	N/A	N/A	N/A



BICSI Winter Conference & Exhibition
January 22-26 • Tampa, FL

Test Results

FasTesT Report

General Information

Filename:	MandalayBay2.olts	Cable ID:	AP 2.0 - Mandalay Bay
Test date:	3/30/2015	Fiber ID:	FIBER001; FIBER002; FIBER003; FIBER004; FIBER005; FIBER006; FIBER007; FIBER008; FIBER009; FIBER010; FIBER011; FIBER012
Test time:	2:28 PM; 2:30 PM; 2:31 PM; 2:32 PM; 2:33 PM; 2:34 PM	Customer:	Mandalay Bay
Job ID:	AP 2.0 - Mandalay Bay	Company:	Sin City Cabling
Comments:			

Location A

Location: Wayne Newton
 Unit's model: FOT-932
 Unit's s/n: 767843

Location B

Location: Celine Dion
 Unit's model: FOT-932
 Unit's s/n: 774536

FasTesT

Fiber ID	Wavelength (nm)	Loss A->B (dB)	Ref. A->B (dB)	Loss B->A (dB)	Ref. B->A (dB)	Average (dB)	ORL A->B (dB)	ORL B->A (dB)	Length (ft)
FIBER001	1310	0.39	N/A	1.30	N/A	0.82	42.59	40.05	N/A
FIBER002	1310	0.59	-1.26	0.63	0.87	0.61	42.30	41.61	2,112.7000
FIBER003	1310	0.52	-1.26	0.51	0.87	0.52	42.88	>42.52	2,111.3000
FIBER004	1310	0.37	-1.26	0.44	0.87	0.40	43.58	>42.37	2,115.6000
FIBER005	1310	0.34	-1.26	0.37	0.87	0.36	42.01	>42.25	2,113.2000
FIBER006	1310	1.74	-1.26	1.74	0.87	1.74	42.41	36.18	2,110.6000
FIBER007	1310	0.68	-1.26	0.81	0.87	0.75	38.39	34.97	2,109.1000
FIBER008	1310	0.54	-1.26	0.63	0.87	0.59	42.72	>42.76	2,105.7000
FIBER009	1310	1.51	-1.26	1.60	0.87	1.55	43.27	42.14	2,103.3000
FIBER010	1310	0.45	-1.26	0.56	0.87	0.51	43.54	>42.62	2,105.2000
FIBER011	1310	0.57	-1.26	0.61	0.87	0.59	43.38	42.61	2,107.7000
FIBER012	1310	1.24	-1.26	1.24	0.87	1.24	43.28	40.66	2,104.9000

Datasheets and Documentation



Documentation
and Datasheets

Questions?

Passive Optical LAN Design

Mike T. Watts, ITS

Vice President, Noovis



2017

BICSI Winter Conference & Exhibition

January 22-26 • Tampa, FL

APOLAN

Founding Members:



2017 www.apolanglobal.org

BICSI Winter Conference & Exhibition

January 22-26 • Tampa, FL