

# Fundamentals of Passive Optical LAN



Brought to you by the Association for Passive Optical LAN  
(APOLAN)

Founding Members:



[www.apolanglobal.org](http://www.apolanglobal.org)

# Course Agenda

- Day 1
  - Passive Optical LAN: 101 – Thomas Ruvarac
  - Passive Optical LAN: 102 – Thomas Ruvarac
  - Introduction to POL Components – Matt Miller
  - Introduction to POL Design with Hands-On – Chad Hines
  - Power Survivability – Chad Hines
  - POL Testing Considerations – Matt Miller
  - POL Integration and Management – Matt Miller
  - POL Project Closeout Package Deliverables – Chad Hines

# I am a...

- A. Consultant
- B. Designer
- C. Contractor
- D. Manufacturer
- E. End User
- F. Other



**2019 BICSI Winter Conference & Exhibition**

January 20-24 • Orlando, FL, USA

**BICSI**



# My experience with POL is...

- A. I have installed one
- B. I have turned one up
- C. I have a project now
- D. I have some knowledge
- E. I am here to learn



**2019 BICSI Winter Conference & Exhibition**

January 20-24 • Orlando, FL, USA



# Passive Optical LAN:101



Thomas Ruvarac  
President & CEO, APOLAN

# Section 1 Agenda

- Introduction to Passive Optical LAN
- Where did it originate
- Market adoption
- Knowledge Check

# *Let's Imagine...*



**A Local Area Network that...**

**This describes a traditional LAN!**



***An exciting new way...***

# **Passive Optical LAN**

*The infrastructure of tomorrow available today*



***“A Bandwidth Efficient LAN  
Architecture Providing Measurable  
CapEx & OpEx Savings”***



**2019 BICSI Winter Conference & Exhibition**  
January 20-24 • Orlando, FL, USA

**BICSI**

# Thoughts...

## Henry Ford Wisdom...

*"If I'd asked customers what they wanted, they would have said "a faster horse."*

## Steve Jobs Wisdom...

*"Man is the creator of change in this world. As such he should be above systems and structures, and not subordinate to them."*



**"There aren't many horse and buggies on the road and most of us don't have typewriters sitting on our desks. So why are copper networks still so widely used although they have been rendered obsolete by next-generation technologies?"** *Scott Forbes, CEO Forbes Media*

2019 BICSI Winter Conference & Exhibition

January 20-24 • Orlando, FL, USA

BICSI

# Key Acronyms

GPON

PON vs. POL

OLT and ONT



# What is Passive Optical LAN?

Revolutionary

Economical

Efficient





# What is Passive Optical LAN?

Standards  
based/recognized  
technology

ITU G984, G987, G989

ANSI/TIA 568C

BICSI TDMM 13

Fiber Based Local Area Network

Point to Multipoint Topology

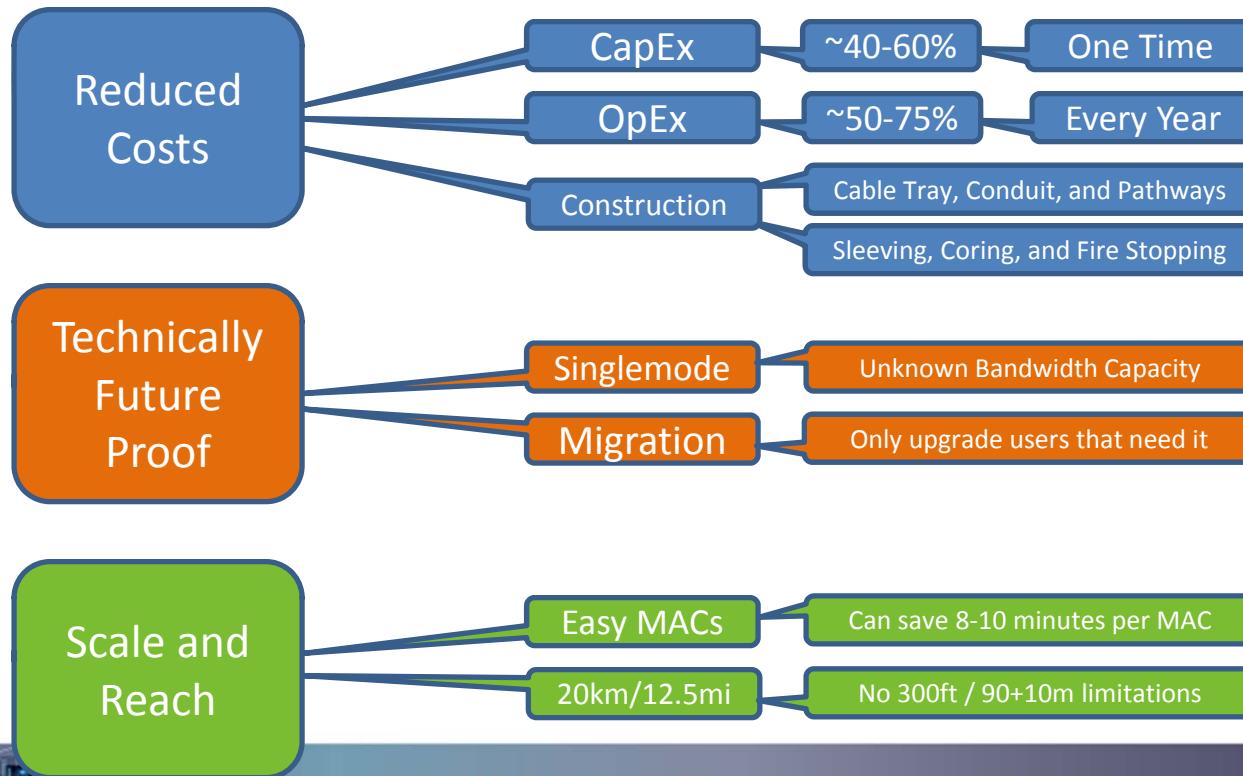


2019 BICSI Winter Conference & Exhibition

January 20-24 • Orlando, FL, USA

**BICSI**

# Why Passive Optical LAN?

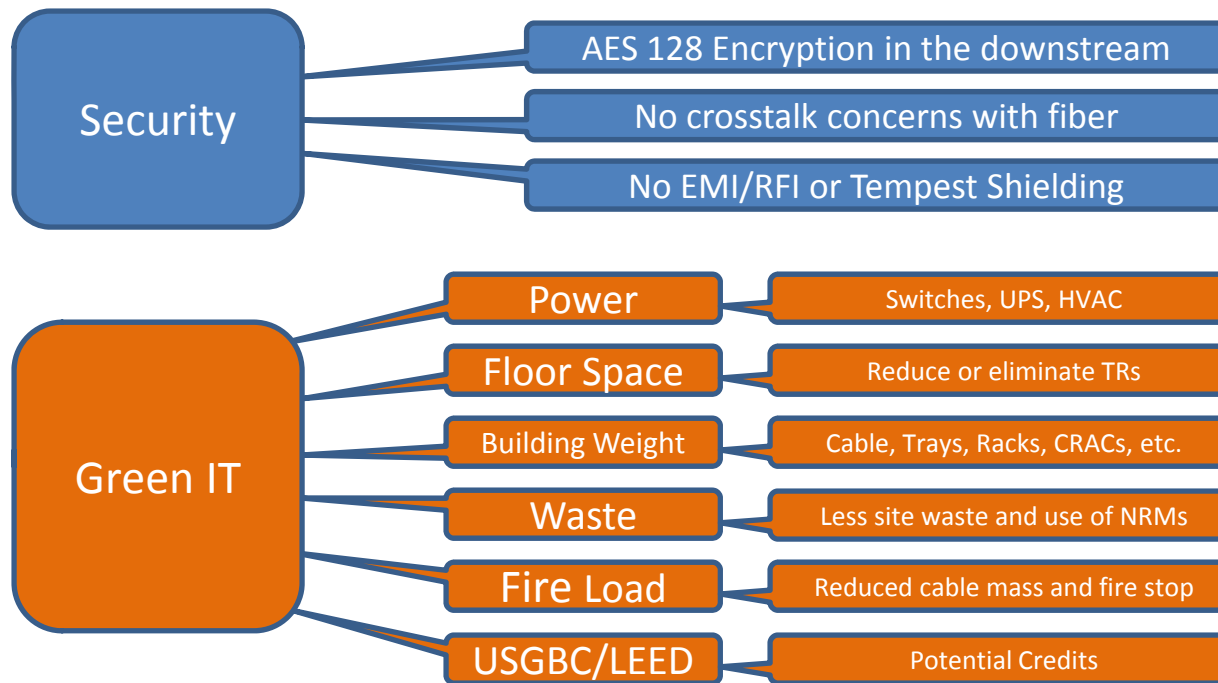


2019 BICSI Winter Conference & Exhibition

January 20-24 • Orlando, FL, USA



# Why Passive Optical LAN?



2019 BICSI Winter Conference & Exhibition

January 20-24 • Orlando, FL, USA



# Why Passive Optical LAN?

Carrier  
Grade  
Electronics

POL electronic components are designed and manufactured to have a service life greater than 25 years as required by carriers, compared to 5-8 years with Enterprise grade equipment

High  
Availability

Five 9s (99.999) with POL vs.  
Three 9s (99.9) with switches

Five 9s = 5.26 min/yr

Three 9s = 8.76 hr/yr

Nearly six 9s (99.9999) of availability with  
POL using *FSAN-B Redundancy*



2019 BICSI Winter Conference & Exhibition

January 20-24 • Orlando, FL, USA

**BICSI**

# What should you know?

## Similar

Standards Based

Local Area Network

Enterprise Management

Ethernet Frame Transport

NAC Auth. – VLANs – PoE  
802.1x – 802.1Q – 802.3at

## Different

Point to Multipoint

Multiple Services

Guaranteed Bandwidth

Single Strand of SM Fiber

No Access and Distribution

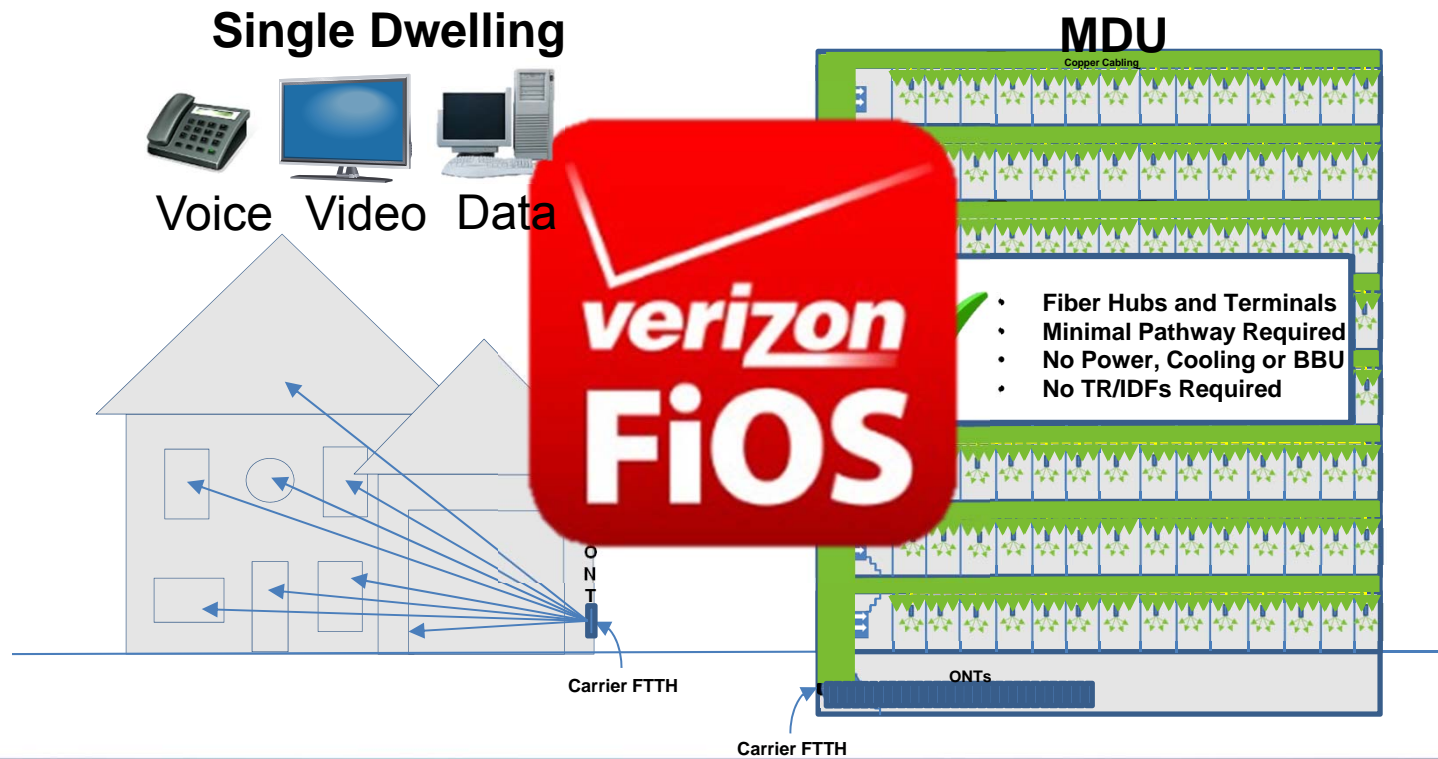


2019 BICSI Winter Conference & Exhibition

January 20-24 • Orlando, FL, USA

**BICSI**

# Where did it come from?



2019 BICSI Winter Conference & Exhibition

January 20-24 • Orlando, FL, USA

**BICSI**

# What's the difference between a...

30 Story Apartment Building and a 30 Story Office Building



Furniture!



2019 BICSI Winter Conference & Exhibition

January 20-24 • Orlando, FL, USA



# Target POL users



Healthcare



Hospitality



Education  
(K-12 and Higher Ed.)



Campuses



High Occupancy Buildings  
(Call Centers)



Multi-Tenant Units  
(Commercial and Residential)



Casinos



Government and Military



Sporting Venues



2019 BICSI Winter Conference & Exhibition

January 20-24 • Orlando, FL, USA





## Example POL Implementation

***Global Fortune® 225 Company (formerly) – Americas Headquarters Melville, NY USA***

### Project Overview:

- Approximately 1 million sq. ft. (main building and 2 parking garages)
  - Planned growth for another 200,000 sq. ft.
- 1,500 employees
  - Planned growth for another 750
- Nearly 12,000 GPON Ethernet ports

### Integrated Technologies over GPON:

- VoIP (PCs tethered through phone)
- Security
  - Access Control
  - Biometrics
  - Cameras (main building and parking)
  - Virtual turnstiles
  - Blue Phones in parking garage
- 480 WAPs
- Building automation
- Environmental controls
- IP Video content distribution
- Digital signage
- Point of Sale



Member Integration/Implementation

### Project Highlights

\$1 million in CAPEX savings

Approximately \$250,000/yr in energy savings



**2019 BICSI Winter Conference & Exhibition**


January 20-24 • Orlando, FL, USA

**BICSI**

# San Diego Downtown Central Library

## Optical LAN

## San Diego Downtown Central Library ~ modern smart and green building




- Wireless Access Points
- Across library & courtyard
- Free access for patrons



- Rack Mount ONT
- 24-ports GbE Ethernet
- Mainly serving WAPs



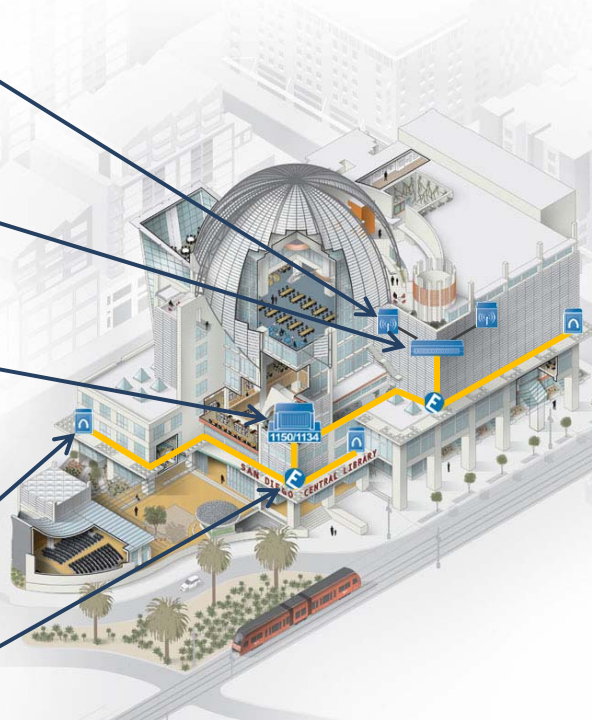
- Chassis Style OLT
- Located 4<sup>th</sup> floor data room
- Serves all ONTs with 18 miles



- Surface Mount ONTs
- 4-ports GbE Ethernet
- Mainly mounted under desks



- Single Mode Fiber
- Passive Optical Splitters
- With Fiber Management



- 9-story
- 3-story domed reading room
- 350-seat auditorium
- Technology center
- Outdoor plaza and café
- Coffee Bar
- LAN services Voice over IP, data & on-line video access
- Wi-Fi throughout the library and courtyard via 36 Meraki WAPs
- 3-D Printer Connectivity
- Nearly three hundred digital devices available
  - Workstations
  - iPads
  - iPad Minis
  - Chromebooks
  - Kindle
  - Sony eReaders
- Technology enable collaborative workspaces
- LEED Silver status

# Knowledge Check



**2019 BICSI Winter Conference & Exhibition**  
January 20-24 • Orlando, FL, USA



**Passive Optical LAN is a standards based/recognized technology.**

- ✓ A.True
- B.False

**Guaranteed bandwidth is possible with...**

- ✓ **A. Passive Optical LAN**
- B. Switch Based**
- C. Both A and B**

**POL supports 802.1Q VLANs.**

- ✓ A.True
- B.False



**AES 128 Encryption is present in \_\_\_\_\_  
direction(s).**

**A. Upstream**

**✓ B. Downstream**

**C. Both**



# Section 2 Agenda

- Vertical Markets
- Bandwidth Requirements
- Knowledge Check



**2019 BICSI Winter Conference & Exhibition**

January 20-24 • Orlando, FL, USA





# Education Vertical Market

- **K-12**

- Tight budgets vs. increased demand
- Space constraints and non-traditional TRs/IDFs
- Aging architecture vs. modern technology
  - Mondo Pads
  - AMX SchoolView
  - Smart Boards
  - Central content



- **Post Secondary / Higher Education**

- Higher bandwidth demand
- Increased BYOD
- Valuable space lost with traditional
- Lost revenue and added costs
  - Inefficient use of bandwidth
  - Inefficient use of space
  - Service providers profit



**2019 BICSI Winter Conference & Exhibition**

January 20-24 • Orlando, FL, USA

**BICSI**

# Hospitality Vertical Market

- **Hotels**

- Industry groups driving POL advanced technology
  - HTNG – Hotel Technology Next Generation
  - HFTP – Hospitality Financial & Technology Professionals
    - HITEC – Hospitality Industry Technology Exposition and Conference
- Higher port density in guest rooms and non administrative areas
  - Digital signage
  - Cameras
  - WAPs
  - IP card readers and locks
  - Four to eight data ports per guest room
- Scalable solution with extended reach
  - Resort properties
  - Shared plot properties (Fairfield Inn, Courtyard, and Residence Inn)



- Future proof cabling infrastructure

**2019 BICSI Winter Conference & Exhibition**

January 20-24 • Orlando, FL, USA

**BICSI**

# Healthcare Vertical Market

- **Senior Living**

- Patient wandering – WAP monitoring
  - In residence
  - Anywhere on the property
- VoIP and Data needs in residence and administration
- Security and Digital Communication



- **Critical Care**

- Higher bandwidth demand
- Higher port counts in patient rooms, nurse stations, and operating rooms
- Building Automation and Intelligent Structures (converged networks)
  - Security
  - Monitoring
  - HVAC
  - Automated check-in / check out
  - Door sensors
- No EMI/RFI concerns or Tempest shielding needed with fiber
- Encrypted data pathways



2019 BICSI Winter Conference & Exhibition

January 20-24 • Orlando, FL, USA

**BICSI**

# Large Enterprise / Financial Vertical Markets

- **Large Office Building**

- Movement toward all BYOD
- Converged networks (HVAC, Automation, Security, etc.)
- Pathway and space constraints
- Cost of traditional switch, cabling, and maintenance refresh
- Increased technology
  - Pervasive wireless
  - Everything headed IP



- **Financial (Banks and Trading Floors)**

- Higher bandwidth demand
- Increased security
- Increased port count
- Redundancy, diversity, and automatic failover (FSAN-B)
- Lost revenue and additional costs
  - Downtime (three 9s vs. five 9s)
  - Missed trades
  - Excess energy



2019 BICSI Winter Conference & Exhibition

January 20-24 • Orlando, FL, USA

**BICSI**

# Federal, Local Municipal and Retail Markets

- **Federal**

- Security paramount
- Capex constrained budgets
- Older buildings do not have pathways and spaces for traditional upgrades
- Scalable solution for future expansion
- Special certification often required



- **Local Municipalities**

- Campuses likely: Connect multiple buildings without distance limitations
- Older buildings do not have pathways and spaces for traditional upgrades
- Scalable solution for future expansion



- **Retail**

- Digital signage
- Customer Interactive Experience (pricing, web details, ordering, price compare)
- Security, POS, multi-tenant service
- Location-based advertisement
- Bulk check-out



# Public Venue / Stadium Vertical Market

- Convention Centers
- Concert venues
- Sports stadiums
  
- Large expansive spaces – very long cable runs
- End points often time is a WAP
- Digital signage
- LARGE video screens common
- When in use → very high capacity and usage
- Guest experience important → QoS



2019 BICSI Winter Conference & Exhibition

January 20-24 • Orlando, FL, USA

**BICSI**



# User Bandwidth Needs

YouTube



8 GB file  
(64 G bits)

10 Mb/s = 0.01 Gb/s

$$\frac{64 \text{ Gbit}}{0.01 \text{ Gbit/sec}} = 6,400 \text{ sec} = 1:46:40 !$$

(h:m:s)

208 Mb/s = 0.21 Gb/s

$$\frac{64 \text{ Gbit}}{0.21 \text{ Gbit/sec}} = 305 \text{ sec} = 5:05$$

1 Gb/s

$$\frac{64 \text{ Gbit}}{1 \text{ Gbit/sec}} = 64 \text{ sec} = 1:04$$

- Does everyone need 1 Gb/s continuously, all day, every day?
- For most users today – NO!



2019 BICSI Winter Conference & Exhibition

January 20-24 • Orlando, FL, USA

**BICSI**

# Knowledge Check



**2019 BICSI Winter Conference & Exhibition**  
January 20-24 • Orlando, FL, USA





## Which vertical markets are suitable for POL?

- A. Education
- B. Hospitality
- C. Healthcare
- D. Public venues
- E. Stadiums
- F. Financial
- G. Large offices
- H. Municipal
- I. Retail
- J. None
- K. All except F.
- L. All



**Most users consume data at a constant bit-rate all day long.**

A. True

✓ B. False

# Questions?

## Passive Optical LAN: 101

Thomas Ruvarac  
President & CEO, APOLAN  
truvarac@gmail.com



**2019 BICSI Winter Conference & Exhibition**

January 20-24 • Orlando, FL, USA



# Passive Optical LAN:102



Thomas Ruvarac  
President & CEO, APOLAN

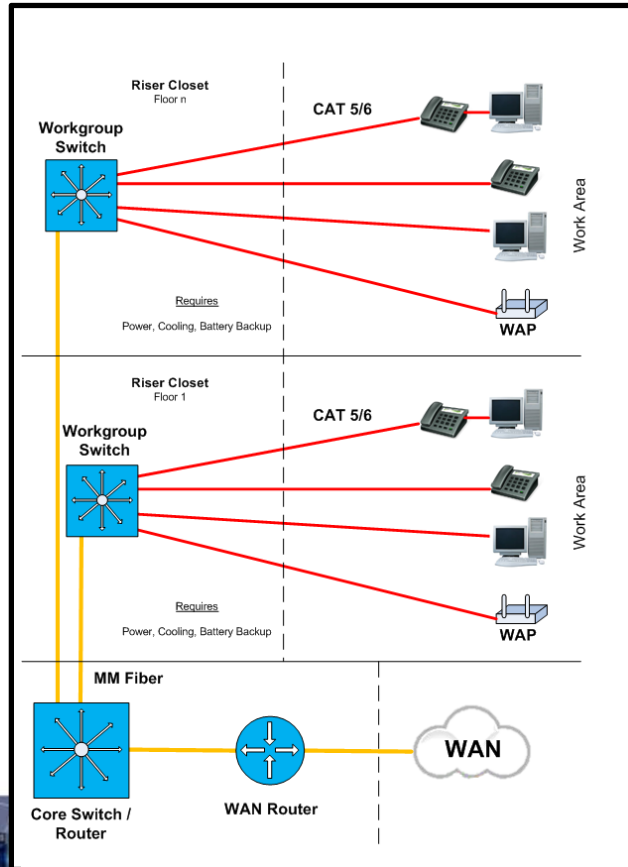
# Section 3 Agenda

- Basic POL Network Architecture
- Primary Components
- Design Tips
- Support and Compatibility
- Knowledge Check
- Lunch

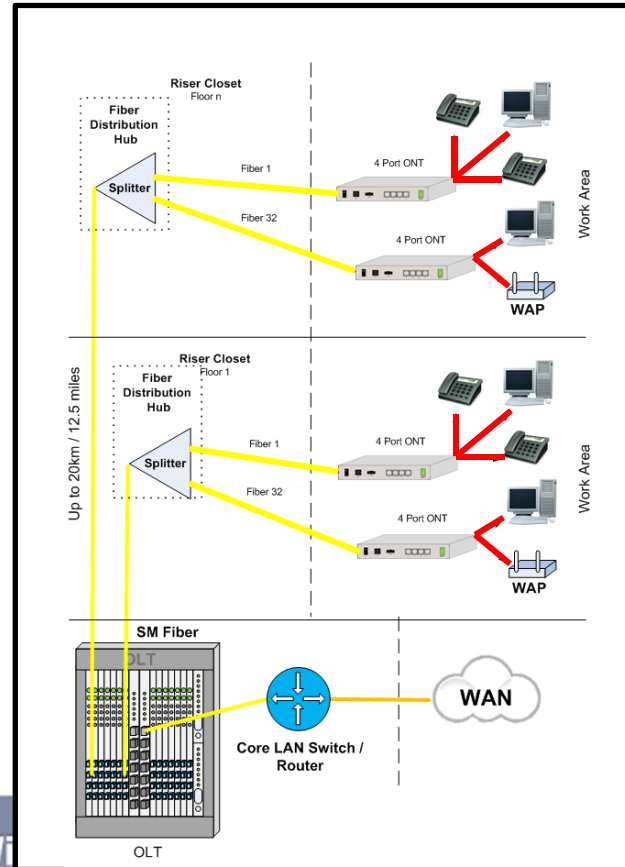


# Traditional LAN vs. POL

## Traditional LAN



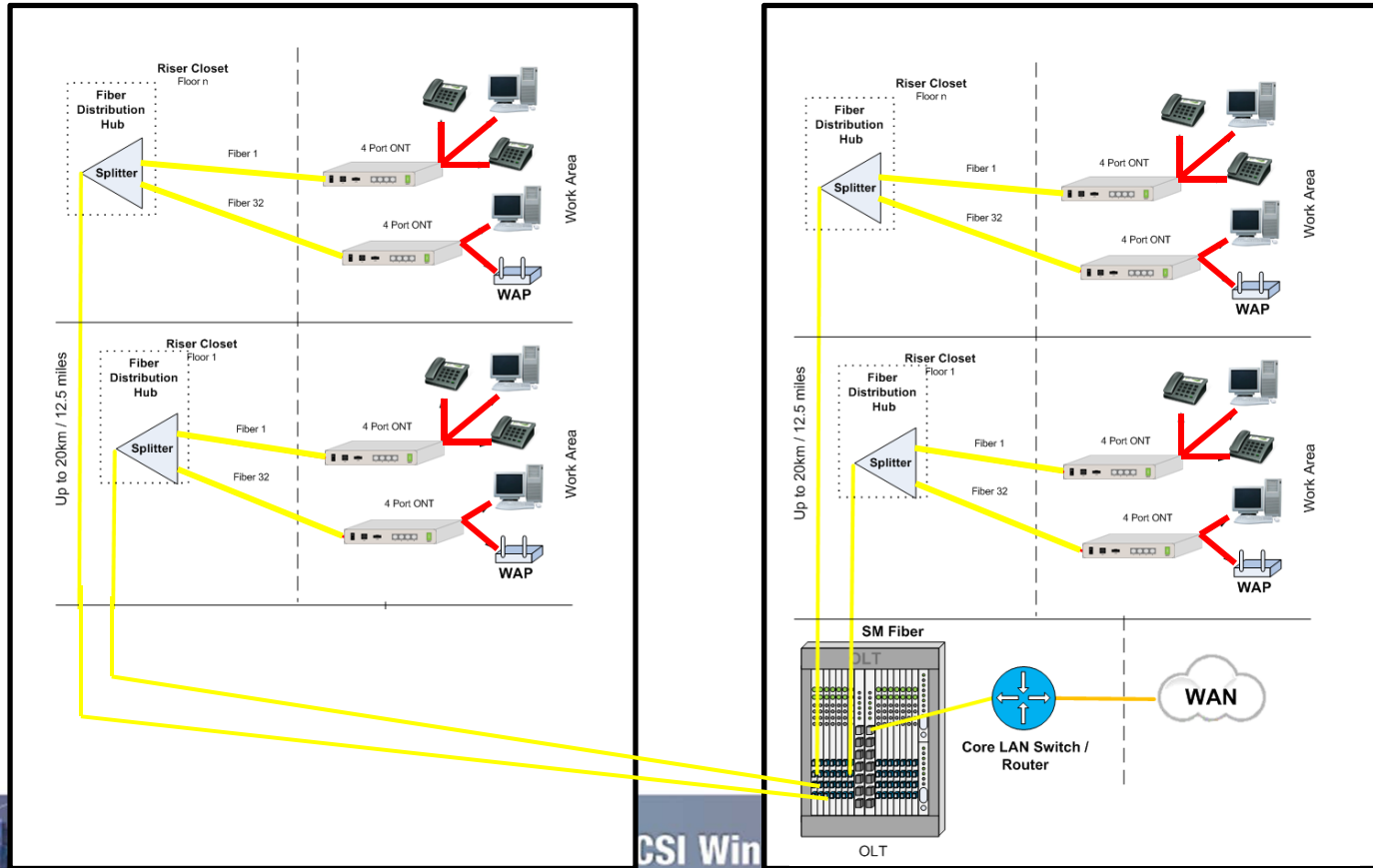
## Passive Optical LAN



# POL in a Campus

**Building #1**

**Building #2**

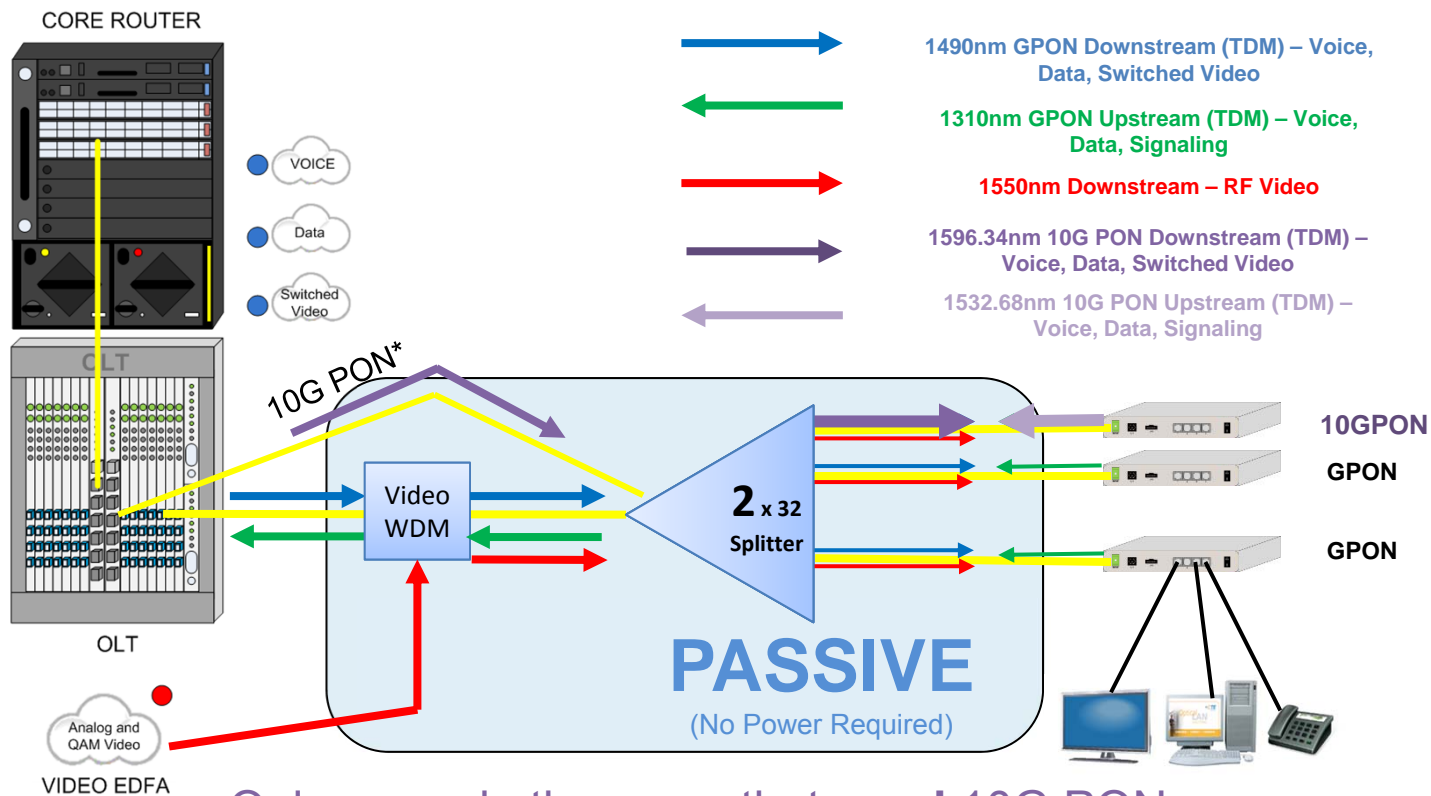


CSI Win

January 20-24 • Orlando, FL, USA

BICSI

# POL Network Architecture



Only upgrade the users that need 10G PON

\* 10G Methods vary by electronics vendor

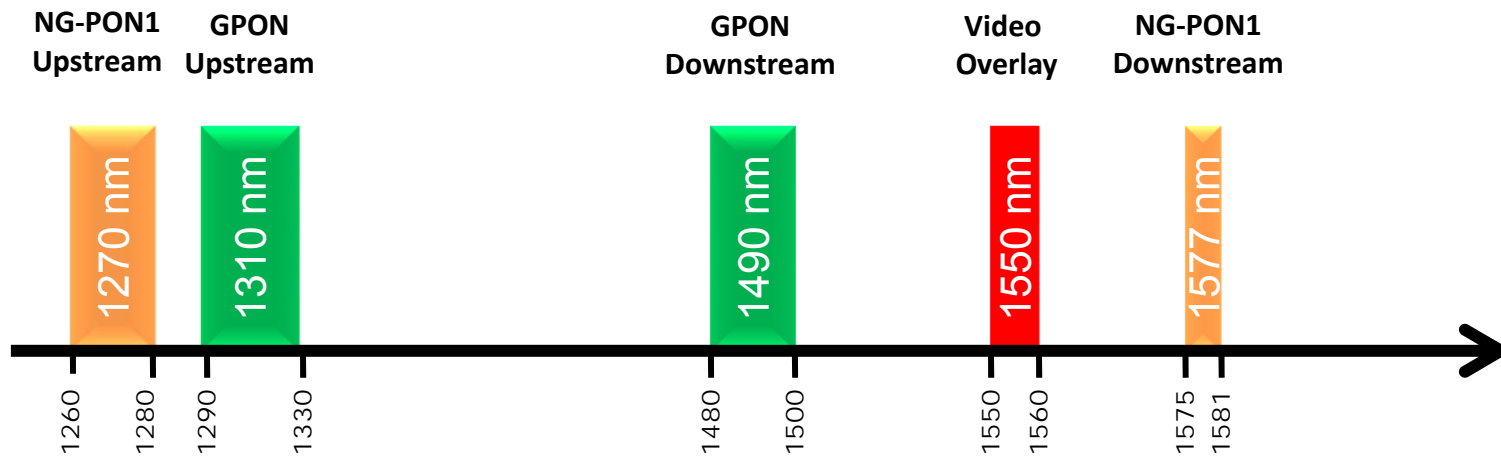
2019 BICSI Winter Conference & Exhibition

January 20-24 • Orlando, FL, USA





# The Migration to 10G PON (NG-PON1)



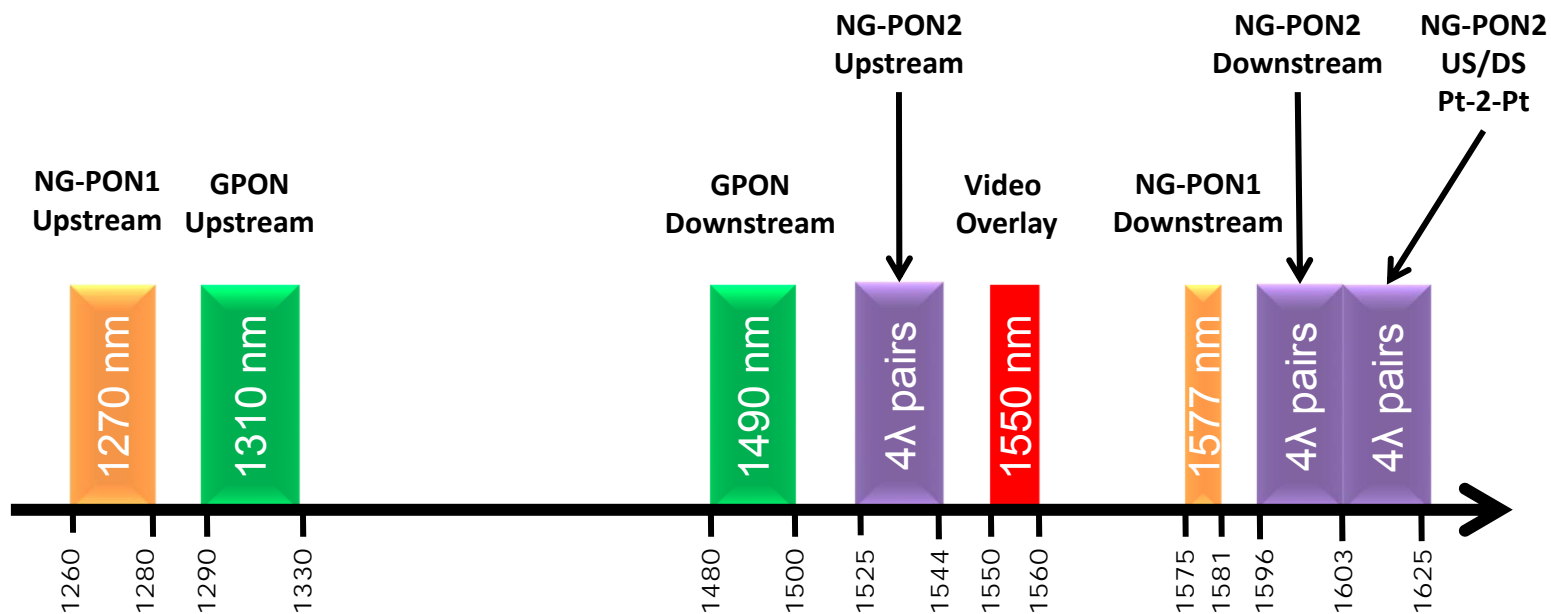
The cabling infrastructure stays the same and only the users that need it are upgraded.

2019 BICSI Winter Conference & Exhibition

January 20-24 • Orlando, FL, USA

**BICSI**

# The Migration to 40G PON (NG-PON2)



The cabling infrastructure stays the same and only the users that need it are upgraded.

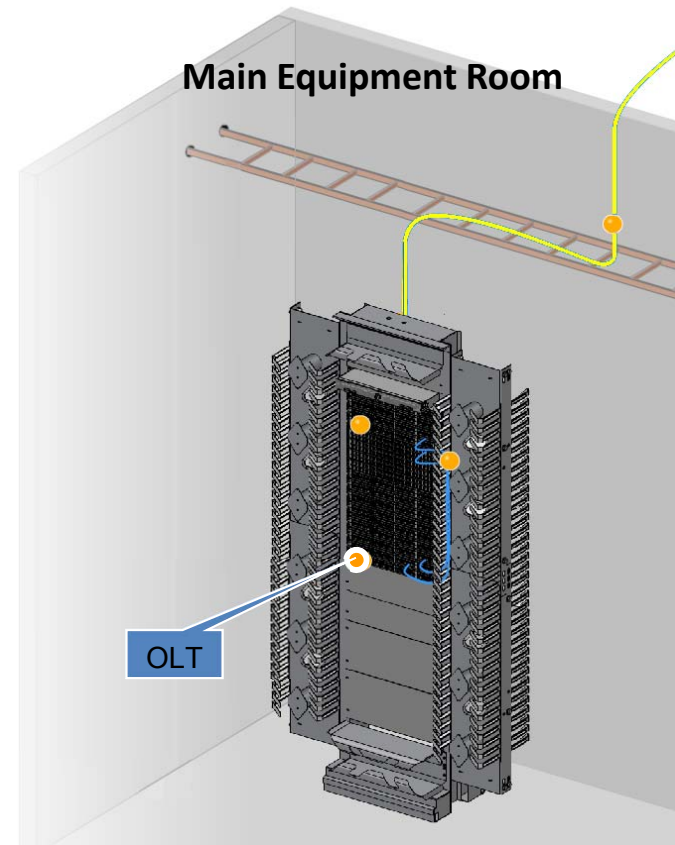
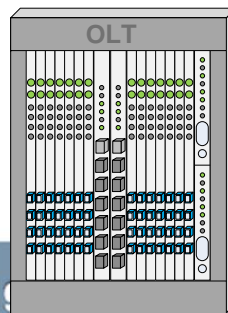
PON Name	Version	DOWN (Gbps)	UP (Gbps)	Industry Standard
G-PON		2.5	1.25	ITU G.984
NG-PON1	XG-PON	10	2.5	ITU G.987
	XGS-PON	10	10	ITU G.9807
NG-PON2		40	40	ITU G.989

2019 BICSI Winter Conference & Expo  
January 20-24 • Orlando, FL, USA

# POL Primary Components

## Optical Line Terminal (OLT) a.k.a. "POL Switch"

- Carrier Grade Chassis
  - -48VDC
  - 110/220 VAC
- Up to 14 Line cards (8 rack units)
- Typically 4, 8 or 16 PON ports per line card
  - = 56 PON ports per chassis
  - = 1,792 ONTs
  - 56 x 32 (1:32 splitters)
  - = 7,168 Ethernet Ports
  - (4 Ethernet ports per ONT)



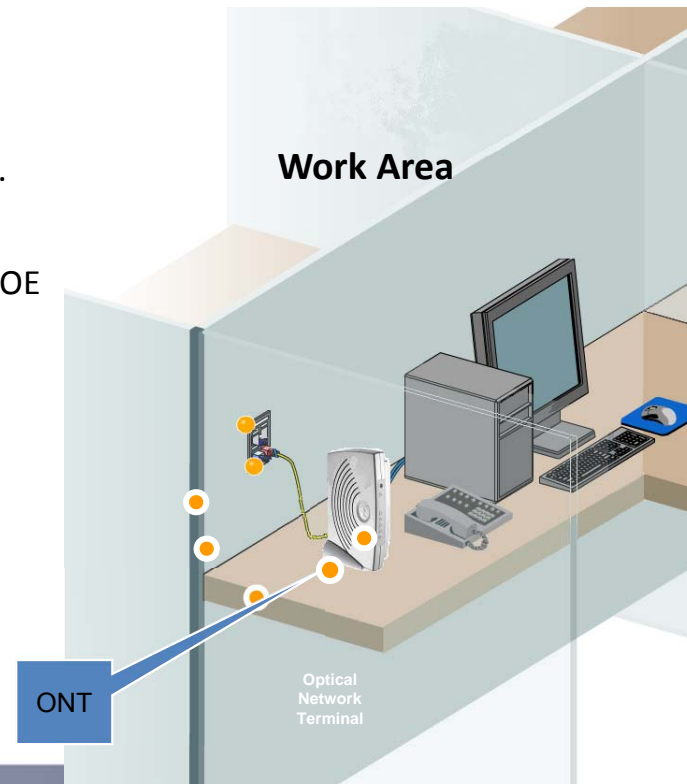
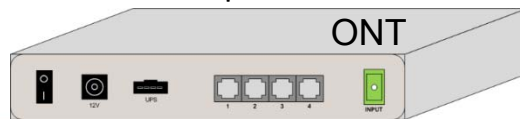
2019  
January 20-21

CSI

# POL Primary Components

## ONT – Optical Network Terminal a.k.a. “POL Media Adapter”

- Active equipment provided by electronics manufacturers.
- Located near the user or device
- Typically 4-8 RJ45 (10/100/1000) outputs with optional POE
- Up to 60W of available POE (vendor specific)
- Standard HVAC is adequate → some in a riser
- Optional internal or external battery back-up
- POTS and COAX ports available
- Establishes and maintains secure AES 128 Encryption
- Supports multiple VLANs on each port



# POL Primary Components

## Optical Splitters



### Available Splits

1x2

1x4

2x4

1x8

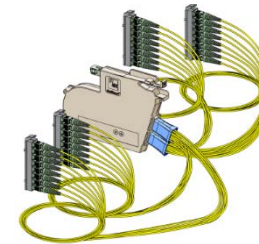
2x8

1x16

2x16

1x32

2x32



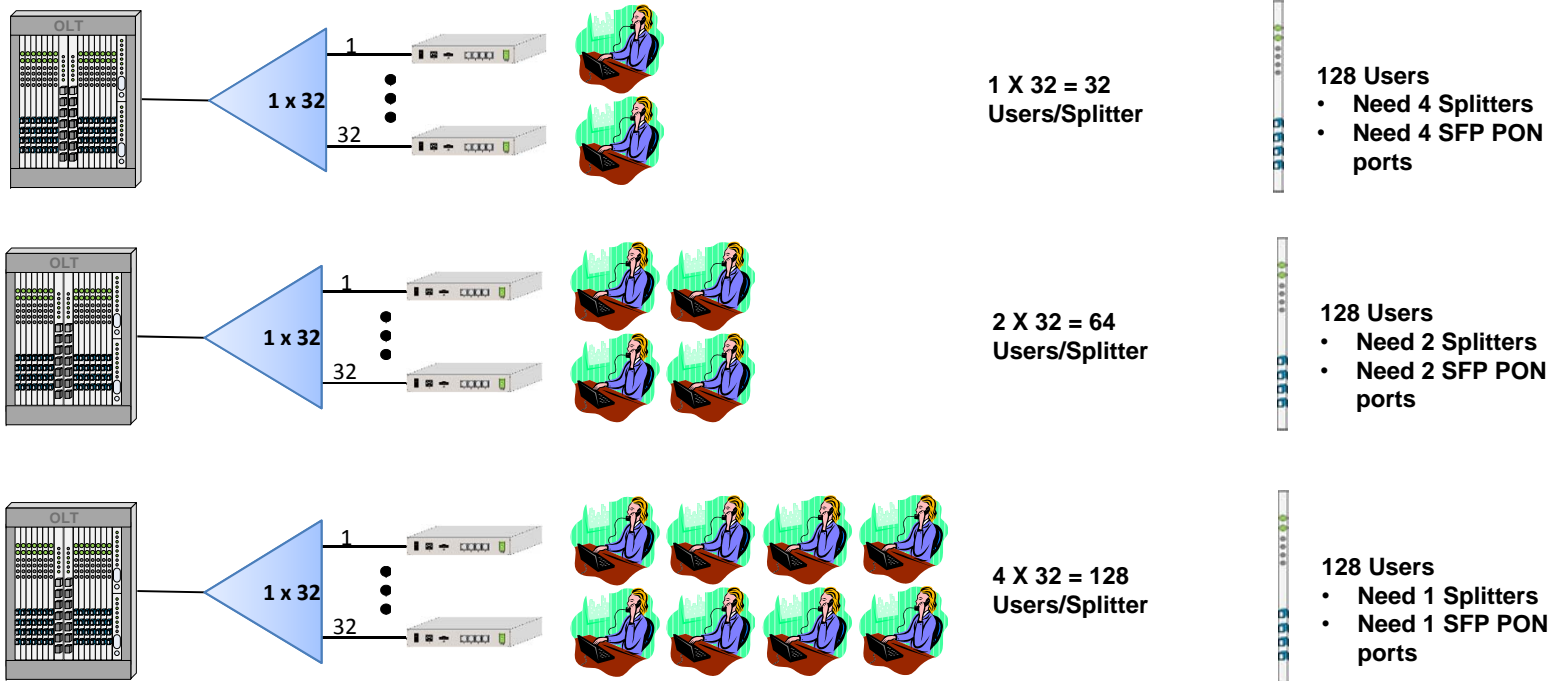
Traditional 1U Rack-Mount Splitter

2019 BICSI Winter Conference & Exhibition

January 20-24 • Orlando, FL, USA

**BICSI**

# ONT User Sharing



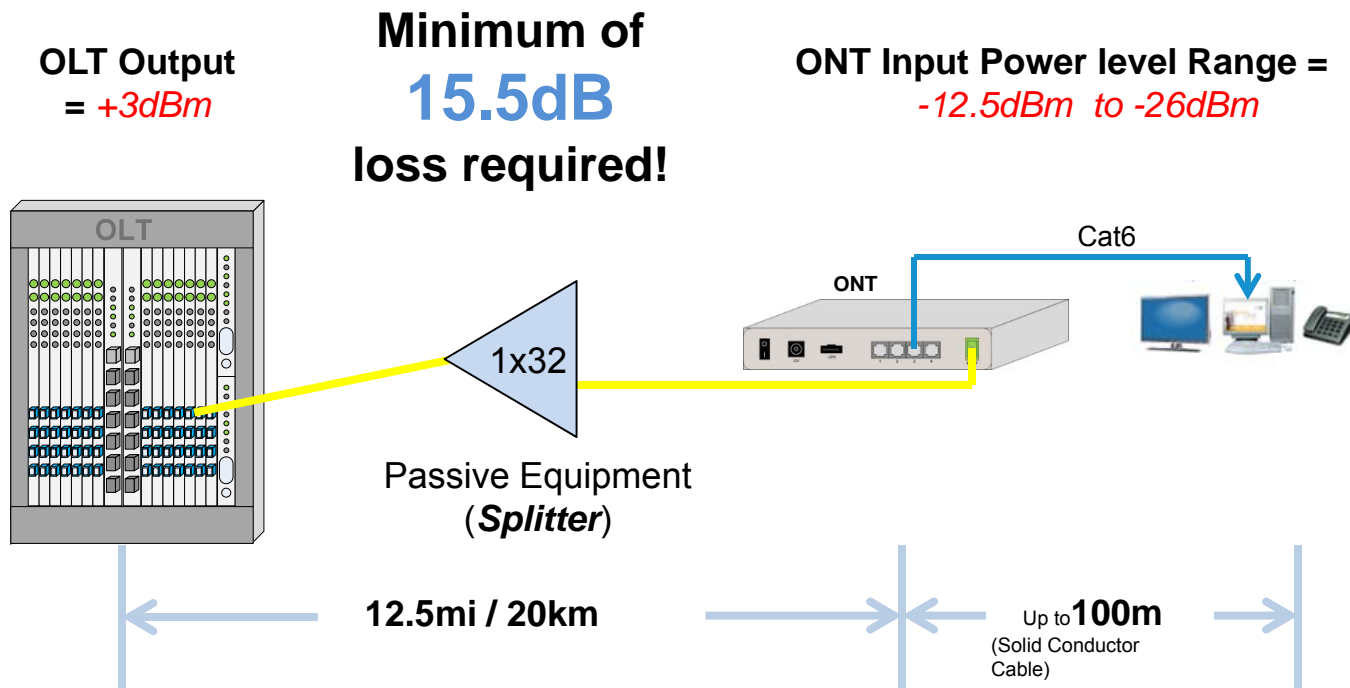
Change number of users per ONT → changes number of splitters and number of PON ports.

2019 BICSI Winter Conference & Exhibition

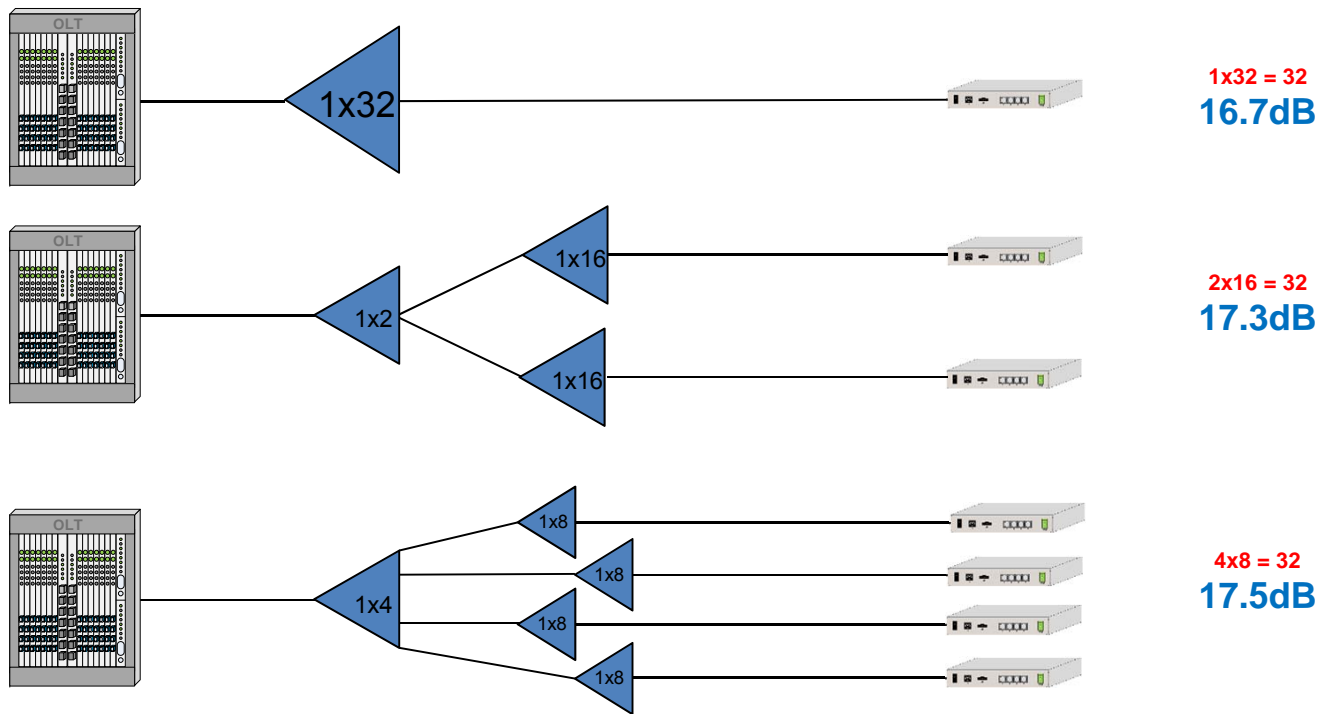
January 20-24 • Orlando, FL, USA

BICSI

# POL Distance and Signal Level



# Cascaded Optical Splitters



Functionally works, but not a preferred practice as it complicates design and troubleshooting.

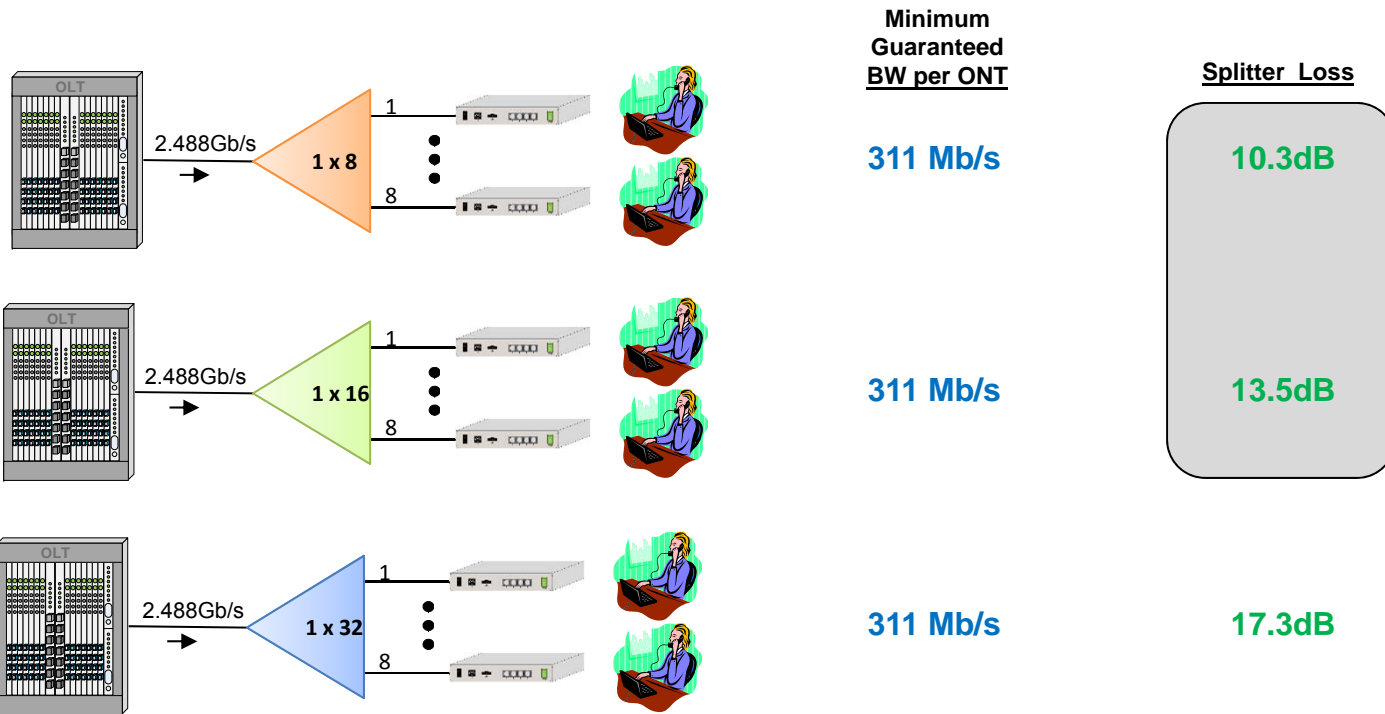
2019 BICSI Winter Conference & Exhibition

January 20-24 • Orlando, FL, USA





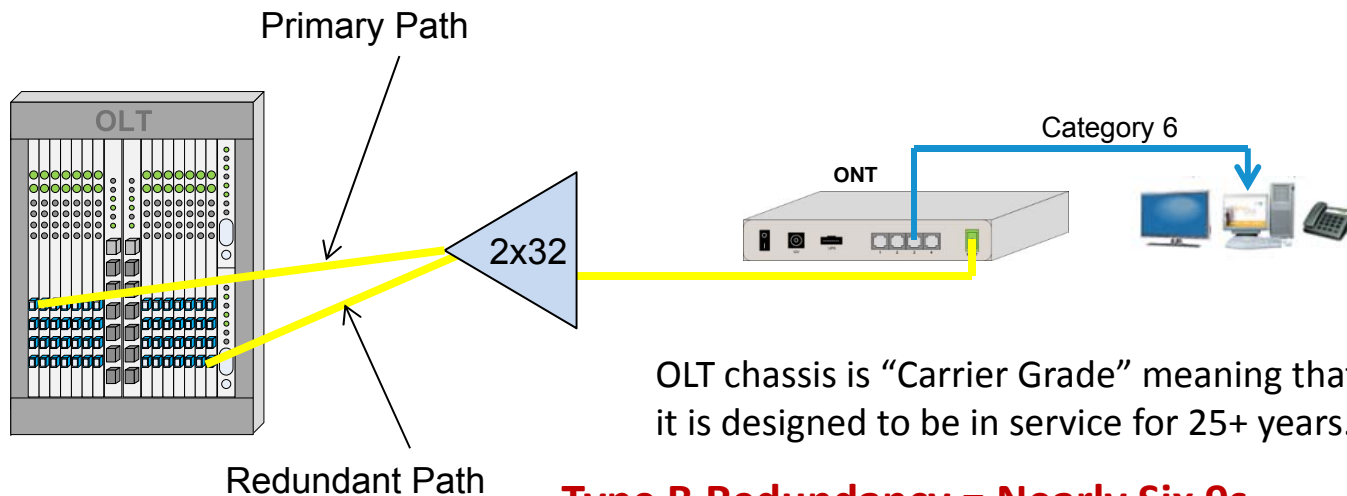
# Splitter Ratios Do NOT Change Bandwidth



This level of splitter loss may require an attenuator.

# Type B (FSAN-B) Redundancy

If any interruption is detected on the primary path (OLT to ONT), the OLT will switch to the redundant path instantaneously.



OLT chassis is "Carrier Grade" meaning that it is designed to be in service for 25+ years.

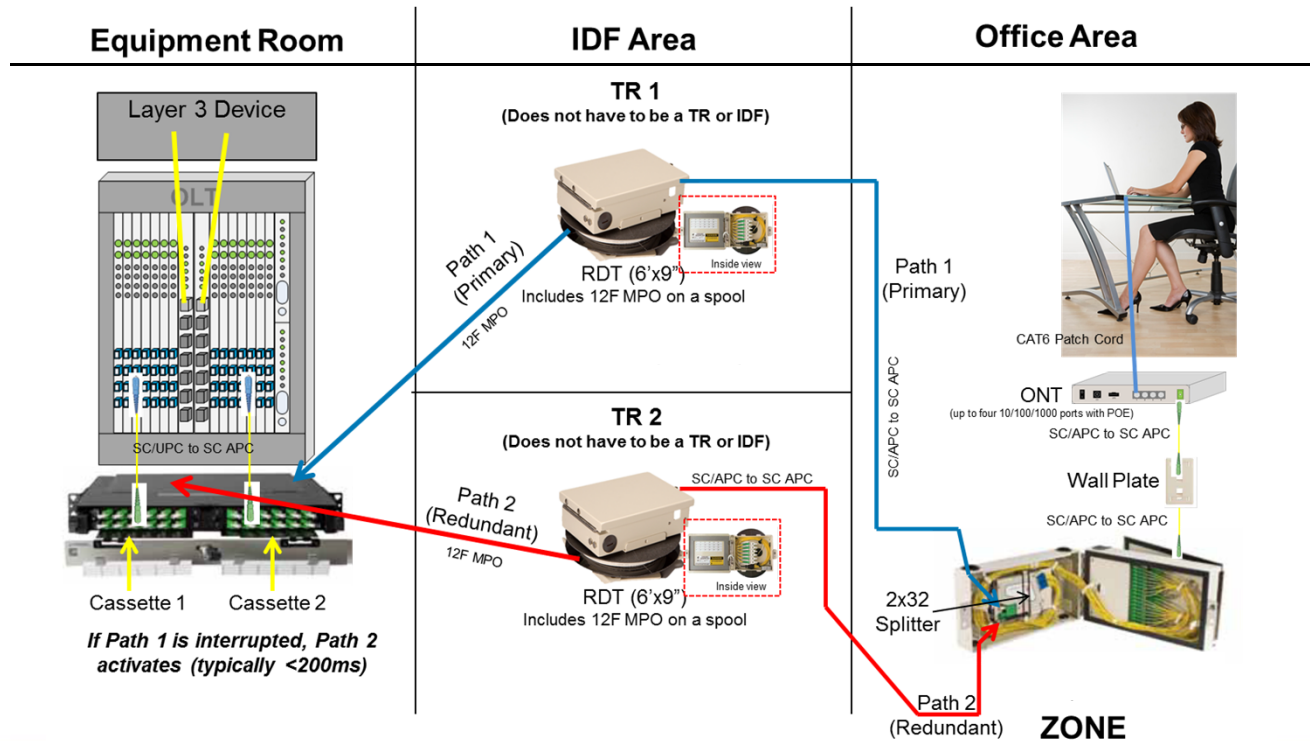
**Type B Redundancy = Nearly Six 9s**

2019 BICSI Winter Conference & Exhibition

January 20-24 • Orlando, FL, USA

**BICSI**

# Example Layout of Type B (FSAN-B) Redundancy



# IP/Ethernet Protocol Support

Network Integration	Service Delivery	Monitoring / Management
Multiple 1G and 10G Ethernet Uplinks	802.1p: Class of Service	SNMP v1, v2, v3
IEEE 802.3ad Link Aggregation Control Protocol (LACP)	IP differentiated services code point (DSCP)	CLI Console Port
IEEE 802.1Q VLAN Encapsulation	Quality of Service: Per-VLAN, Per-Port, Per-Service queuing / scheduling *	Remote Monitoring (RMON) software agent
IEEE 802.1w Rapid Spanning Tree (RSTP)	Sophisticated QoS and Traffic Management	RMON I & II
IEEE 802.1s Multiple Spanning Tree (MSTP)	Eight Queues per VLAN	Enhanced SNMP MIB support
Virtual Router-to-Router Redundancy (VRRP)	Policing, Scheduling, Shaping per Queue	RFC 1213-MIB (MIB II)
IPv4 / IPv6	Congestion and Flow Control	Extended MIB support
IGMPv2 / IGMPv3	Hardware Based ACLs: L2, L3, L4	Network Timing Protocol (NTP)
Network Access Control (NAC)	Hardware Based Multicast Management	RADIUS based authentication
IEEE 802.1x (Port-based Authentication)	IEEE 802.3af, 802.3at (PoE)	SSH v1, v2
Dynamic Host Control Protocol (DHCP)	Link Layer Discovery Protocol (LLDP)	VMWare Support for EMS
DHCP Snooping and Option 82 insertion		OLT SysLog support (2014)
Port Security, Sticky MACs		Y.1371 (2014)
RFC-2267 (Denial of Service)		802.1ag Fault Detection (2014)
Traffic Storm Control		
Bridge Protocol Data Unit (BPDU) Guard		

*This represents a partial list of supported IEEE and IP/Ethernet protocols supported by POL vendors.*

**Be cautious and seek an expert – not all equipment will support all protocols.**



**2019 BICSI Winter Conference & Exhibition**

January 20-24 • Orlando, FL, USA



# Knowledge Check



**2019 BICSI Winter Conference & Exhibition**  
January 20-24 • Orlando, FL, USA



# Upstream (ONT to OLT) analog video utilizes which wavelength?

A. 1550nm

RF Video - Downstream

B. 1490nm

GPON - Downstream

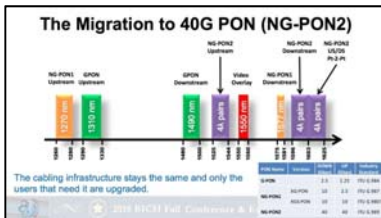
C. 1310nm

GPON - Upstream

D. 1596nm

NGPON2 - Downstream

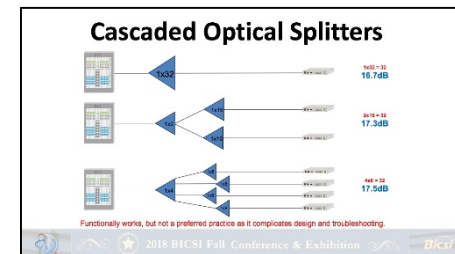
✓ E. None



**A cascaded 1x4 + 1x16 split is a good practice?**

A.True

✓ B.False



**2019 BICSI Winter Conference & Exhibition**

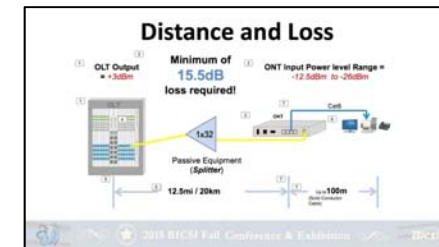
January 20-24 • Orlando, FL, USA

**BICSI**

**GPON bandwidth can be increased by using a lower split ratio.**

A.True

✓ B.False



**2019 BICSI Winter Conference & Exhibition**

January 20-24 • Orlando, FL, USA

**BICSI**



The minimum loss required between the OLT and ONT is?

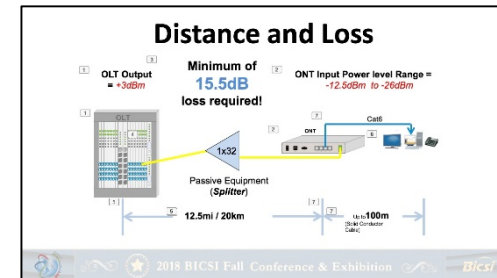
A. 13.5dB

B. 10.7dB

✓ C. 15.5dB

D. 17.2dB

E. None of these




# In a POL, POE is provided where?

A. OLT

✓ B. ONT

C. Injector

D. PoE is not possible



# Section 4 Agenda

- Savings
- LEED and Environmental Benefits
- Largest POL deployment in the world
- Knowledge Check
- 15 Minute Break



**2019 BICSI Winter Conference & Exhibition**

January 20-24 • Orlando, FL, USA



# POL Savings



**2019 BICSI Winter Conference & Exhibition**  
January 20-24 • Orlando, FL, USA



## POL: Total Cost of Ownership Savings

Expense	250 Users	500 Users	1000 Users	Campus 5000 Users	Campus 10,000 Users
TCO	32%	46%	57%	68%	68%
CapEx	31%	41%	48%	55%	55%
OpEx	40%	50%	65%	70%	70%
• Power	48%	61%	68%	75%	75%
• Cooling	48%	61%	68%	75%	75%

Bigger \$\$ \*AND\* Bigger Percentages

2019 BICSI Winter Conference & Exhibition

January 20-24 • Orlando, FL, USA

**BICSI**

# POL: Power Consumption Comparison

**Regional Medical Center  
4000 drops**

Price per kw hour	\$0.082	W/HR	Annual \$
Total POL Budget		14,050	\$10,081
Total Traditional Budget		37,171	\$26,670
Difference		<b>(23,121)</b>	<b>(\$16,589)</b>
Total Savings Percentage		-62.20%	

Main Distribution Frame				
<b>Traditional LAN</b>				
Description	Quantity	Rated Power	Total Power	Notes
Cisco WS-C3750X-48P-S(715W)	7	134	937	
UPS	1	937	187	UPS overhead
HVAC	1	1,125	1,350	Draw to cool UPS & Cisco *1.2
<b>Total</b>			<b>2,474</b>	
Intermediate Distribution Frames				
Description	Quantity	Rated Power	Total Power	Notes
Cisco WS-C3750X-48P-S(715W)	96	134	12,854	
UPS	1	12,854	2,571	UPS overhead
HVAC	1	15,425	18,510	Draw to cool UPS & Cisco *1.2
<b>Total</b>			<b>33,936</b>	
Desktop/Work Area				
Description	Quantity	Rated Power	Total Power	Notes
N/A				
<b>Total</b>			<b>0</b>	
Power over Ethernet				
Description	Quantity	Attenuation	Total Power	Notes
Copper drops	1,463			
Average length of drop	200			
Total feet	292,600	0.0026	761	Total loss via PoE
<b>Total</b>			<b>761</b>	

Main Distribution Frame				
<b>Passive Optical LAN</b>				
Description	Quantity	Rated Power	Total Power	Notes
AXS1800	2	516	1,032	2-SW, 2-SYS, 8-PON
UPS	1	1,032	206	UPS overhead
HVAC	1	1,238	1,486	Draw to cool UPS & AXS *1.2
<b>Total</b>			<b>2,724</b>	
Intermediate Distribution Frames				
Description	Quantity	Rated Power	Total Power	Notes
N/A	N/A	N/A	N/A	
<b>Total</b>			<b>0</b>	
Desktop/Work Area				
Description	Quantity	Rated Power	Total Power	Notes
WT21004		1,255	9	Admin areas
<b>Total</b>			<b>11,295</b>	
Power over Ethernet				
Description	Quantity	Attenuation	Total Power	Notes
Copper drops	1,463			
Average length of drop	8			
Total feet	11,704	0.0026	30	Total loss via PoE
<b>Total</b>			<b>30</b>	



## Potential\* LEED Credits

- Energy and Atmosphere Credit 1 (1-3 pts).
  - Reduction in TRs, HVAC equipment, switch equipment, UPS, lighting and other energy needs.
  - The PON system helps the overall efficiency of the energy systems.
- Innovation in Design Credit 1 (1-4 pts).
  - The PON system utilizes less equipment, resulting in less raw materials, less garbage, less transportation and reduced time for implementation and commissioning.
  - In addition, utilizing a fiber system ensures the life of the system extends beyond the life of a conventional “switched” system.



\*not guaranteed or implied

## POL IS “Eco-Friendly”

- **Reduced Power Requirements**
  - Savings between 40% to 60%
- **Reduced HVAC Requirement**
  - A Fortune 500 company saved about \$450K on the Power distribution network (HVAC, backup etc) for a building project with 2,000 Ethernet ports
- **Reduction in Non-renewable materials**
  - Reduction of up to 8,000 pounds of plastic and copper versus a Cat 6 install for building of 4,000 Ethernet ports
- **Floor Space Savings**
  - Traditional layer-2 solutions are bound by the 300ft Ethernet limitation
- **Fire Load Savings**
  - Savings in Sprinkler Systems
  - Fire Load and ceiling space savings



### Green Benefits

- Reduction in power consumption
- Reduction in non-renewable materials
- Ceiling space and fire load savings
- Reduction in cabling costs
- Floor space savings



2019 BICSI Winter Conference & Exhibition

January 20-24 • Orlando, FL, USA

**BICSI**




# Cabling Comparison

Riser Rated Cables	Bend Insensitive Single-Mode Fiber	Category 5e UTP	Category 6a UTP
<b>10G Distance</b>	20,000m	45m	100m
<b>Cable OD</b>	3mm	5.2mm	7.5mm
<b>Weight</b>	4lb / 1000 feet	22lb / 1000 feet	35lb / 1000 feet
<b>Minimum Allowed Bend Radius</b>	5mm	21mm	30mm
<b>Tensile Strength</b>	48lbf (214 Newtons)	25lbf (111 Newtons)	18lbf (80 Newtons)
<b>Cost</b>	Low (e.g. \$0.09)*	Medium (e.g. \$0.22 = 2.3x)*	High (e.g. \$0.57 = 6x)*

\* Riser cable standard price on distributor website in 1kft qty: Corning OS2 Fiber, Belden Cat 5e & Cat 6a. Aug 29, 2018

## ***Largest Enterprise POL Deployment***



**2019 BICSI Winter Conference & Exhibition**

January 20-24 • Orlando, FL, USA



# Knowledge Check




## Which of these are a benefit of POL?

- A. Reduction in power
- B. Reduction of fire load
- C. Reduction of non-renewable materials
- ✓ D. All of these are benefits



## LEED Credits are

- ✓ A. Possible with POL
- B. Automatic with POL
- C. Guaranteed with POL
- D. Not Possible with POL



**So far, my knowledge depth of Passive Optical LAN increased so far today by...**

A. A little

B. A lot

C. What is Passive Optical LAN?

D. None



**2019 BICSI Winter Conference & Exhibition**

January 20-24 • Orlando, FL, USA

**BICSI**

# Questions?

## Passive Optical LAN: 102

Thomas Ruvarac  
President & CEO, APOLAN  
truvarac@gmail.com



**2019 BICSI Winter Conference & Exhibition**

January 20-24 • Orlando, FL, USA



# 15 Minute Break



**Please respect others and return on time.**



**2019 BICSI Winter Conference & Exhibition**  
January 20-24 • Orlando, FL, USA

**BICSI**



# Introduction to POL Components

Matt Miller

Associate Vice President, CallisonRTKL



2019 BICSI Winter Conference & Exhibition

January 20-24 • Orlando, FL, USA

**BICSI**

# Agenda

- Components
  - OLT
  - ONT
  - Video
  - DC Power
- Power Considerations
- Management
  - Centralized Management
  - Management Systems
  - Bandwidth Management
  - VLANs, QoS, LLDP and other Standards



**2019 BICSI Winter Conference & Exhibition**

January 20-24 • Orlando, FL, USA



# Objectives

- Identify the various types of optical splitters and their principles of operation
- Identify the active electronic components in a Passive Optical LAN
- Understand the management principles for a POL



# Components - OLT

- OLT is head-end component
- Typically located in MDF or Data Center
- Manages connected ONTs
- Typically consist of:
  - Management
  - Switch Fabric
  - Uplink Interfaces
  - PON Interfaces
- Out-of-band Management



# Components – Large OLT Models

- Chassis-Based
- Fully Redundant
- Up to 224 PON Ports
- Thousands of ONTs
- DC Powered



# Components – Small OLT Models

## Small OLTs

- AC and DC Power
- Small Chassis and Standalone
- Small Office/Field Office
- 4 to 16 PON Ports
- Hundreds of ONTs



# Components – OLT Uplinks

- Standard Ethernet uplinks to core
- Uplinks typically 1G or 10G pluggable optics
- VLANs trunked into uplink ports
- Uplinks can be combined into LAGs



2019 BICSI Winter Conference & Exhibition

January 20-24 • Orlando, FL, USA





# Components – OLT PON Ports

- From 4 to 224 PON ports per OLT
- Each PON port typically supports 32 ONTs  
= Thousands of ONTs per OLT!
- Typically SFP based
- Class C+ optics feature 32dB loss budget





# Components – OLT Redundancy

## Typically Redundant

- Power
- Backplane
- Management
- Switch fabric
- Uplinks

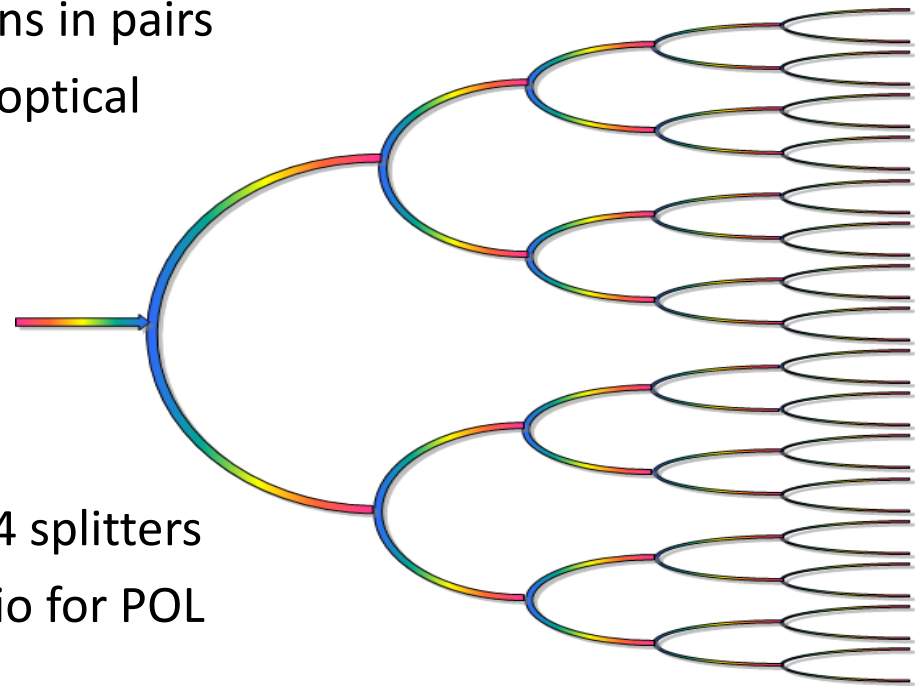
## Sometimes Redundant

- PON Ports
- PON Cards
- Entire OLT



# Optical Splitters

- Splitters provide optical connections in pairs
- Each 1x2 split equates to  $\frac{1}{2}$  of the optical power
  - ~3dB loss
- Splitters range from 1x2 up to 1x64 splitters
- 1x32 is the most common split ratio for POL



# Splitter Loss

Splitter	Max Loss*	Typical Loss*	Wavelength Range
1x2	3.8dB	3.1dB	1260-1360nm and 1480 -1580nm**
2x2	4.3dB	3.2dB	1260 - 1635nm
1x4	7.2dB	6.6dB	1260 - 1635nm
2x4	7.8dB	6.7dB	1260 - 1635nm
1x8	10.3dB	9.7dB	1260 - 1635nm
2x8	10.9dB	9.8dB	1260 - 1635nm
1x16	13.5dB	12.8dB	1260 - 1635nm
2x16	14.1dB	12.9dB	1260 - 1635nm
1x32	16.7dB	16.0dB	1260 - 1635nm
2x32	17.4dB	16.2dB	1260 - 1635nm
1x64	20.4dB	19.7dB	1260 - 1635nm
1x2 + 1x16	17.3dB	15.9dB	1260 - 1635nm
1x4 + 1x8	17.5dB	16.3dB	1260 - 1635nm

\* Includes PDL, WDL and TDL. Does not include connector loss

January 20, 24 • Orlando, FL, USA

\*\* May not be compatible with NG PON1 or NG PON2



# Optical Splitter

The term "passive" in Passive Optical Network refers to the fact that the splitter requires no power as opposed to an "active" device like the OLT or switches in a traditional network. The splitter serves to optically replicate upstream signals to a number of downstream fibers. The typical number of fibers served in a PON network is 32. As the splitter provides a replicated optical signal to all 32 subscribers downstream, it is simultaneously combining those 32 fibers into a single feeder fiber in the upstream direction. Consequently the optical splitter is sometimes referred to as a splitter/combiner. The splitter will be housed in a number of form factors.



2019 BICSI Winter Conference & Exhibition

January 20-24 • Orlando, FL, USA

**BICSI**

# PLC Splitter

## Planar Lightwave Circuit (PLC) Splitter

- More Expensive
- Uniform Output
- Most appropriate for outdoor use
- Manufacturing
  1. Waveguide used to split the optical signal is fabricated using a silicon dioxide chip.
  2. Involves a lithographic process similar to that used in the manufacture of silicon computer chips. PLC splitters provide the most uniformity between fiber outputs (the downstream fibers) with respect to the amount of optical loss measured on each fiber.
- Best choice when loss is critical

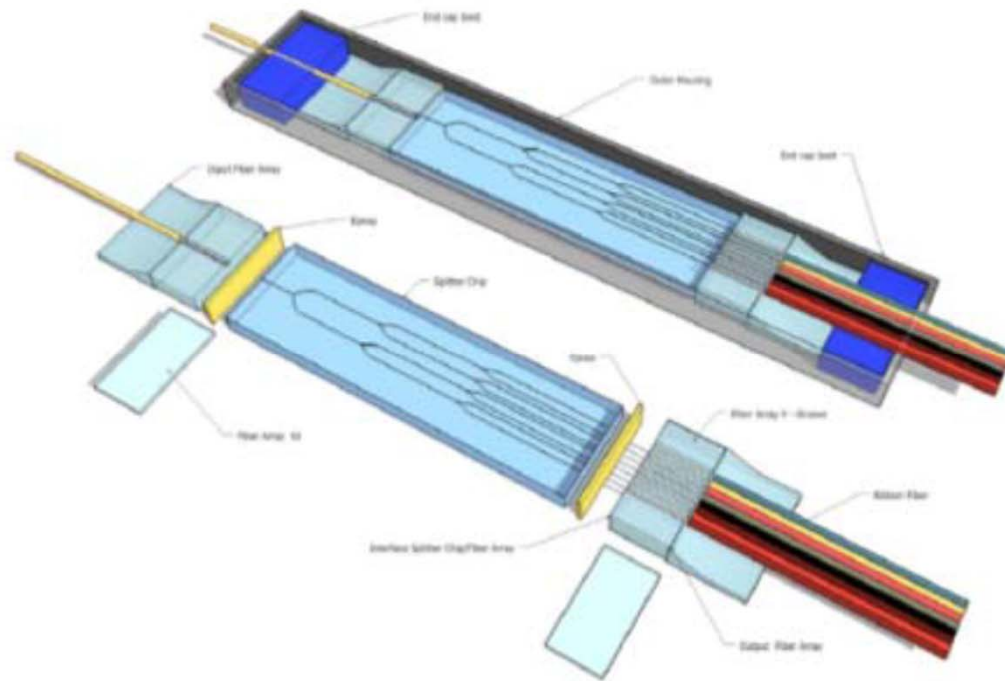


**2019 BICSI Winter Conference & Exhibition**

January 20-24 • Orlando, FL, USA



# Planar Light Circuit/Planar Waveguide



2019 BICSI Winter Conference & Exhibition

January 20-24 • Orlando, FL, USA



# FBT Splitter

## Fused Biconical Taper (FBT) splitter

- Lower Cost
- Typically less uniform from fiber to fiber.
- Manufacturing
  1. Thermally fused two overlapping fibers together under tension
  2. The resulting fusion splice creates a two by two splitter.
  3. Typically, one of these fiber connections is trimmed off and the result is a single fiber subtending to two fibers.
  4. These two fiber outputs can then be fused to additional one-by-two splitters until the desired number of splits is achieved.
- Used where extreme temperature variations or other environmental factors are not likely to cause the optics connected at the ends of the fiber to drift from their optimum wavelength specifications.



2019 BICSI Winter Conference & Exhibition

January 20-24 • Orlando, FL, USA



# 2xN Splitters

- 2 Inputs
- 2 to 64 Outputs
- Second Input Allows
  - Redundant feeders/PON Ports/PON Cards/OLTs
  - Easier Migration to 10G
  - Flexibility for the Future



**2019 BICSI Winter Conference & Exhibition**

January 20-24 • Orlando, FL, USA

**BICSI**



# ONTs

- ONT located close to the end user
- Fiber input
- Variety of user interfaces available
- Provide PoE
- Consume ~7W power + PoE draw



# ONT Models - Traditional

- Large variety of ONTs available
- AC and DC power options
- Desk-mount, In-wall, and Rack-mount
- Battery backup
- Match interfaces to user needs:
  - Ethernet Ports with PoE
  - POTS Ports
  - Coaxial Television
  - Wi-Fi




2019 BICSI Winter Conference & Exhibition

January 20-24 • Orlando, FL, USA

**BICSI**

# ONT Models - Unique

In-Wall



Rack-Mount



Industrial/Outdoor



2019 BICSI Winter Conference & Exhibition  
January 20-24 • Orlando, FL, USA



# ONT Connections

## What Can I Connect?

- PCs
- Thin Clients
- VoIP Phones
- POTS Phones
- Wireless Access Points
- Coaxial Cable TV
- IPTV
- Access Control
- Security Cameras
- Building Management Systems
- Biometric Sensors
- Anything with an Ethernet, POTS, or Coax Interface!



2019 BICSI Winter Conference & Exhibition

January 20-24 • Orlando, FL, USA



# ONT Compatibility

- EPON and GPON are not compatible
- Different manufactures *typically* choose not interoperate
- Beyond the standards, some manufacturers implement additional features – especially true in EPON



# ONT Security

- ONT security designed to assume the ONT is in the hands of the adversary
- ONT does not function without OLT
- Usually no management ports on ONT
- ONT receives all programming from OLT



# Power Considerations

- ONTs report a loss of power or loss of service
- ONTs can be powered via AC or DC
- Battery backups for high availability
- PoE and PoE+ available

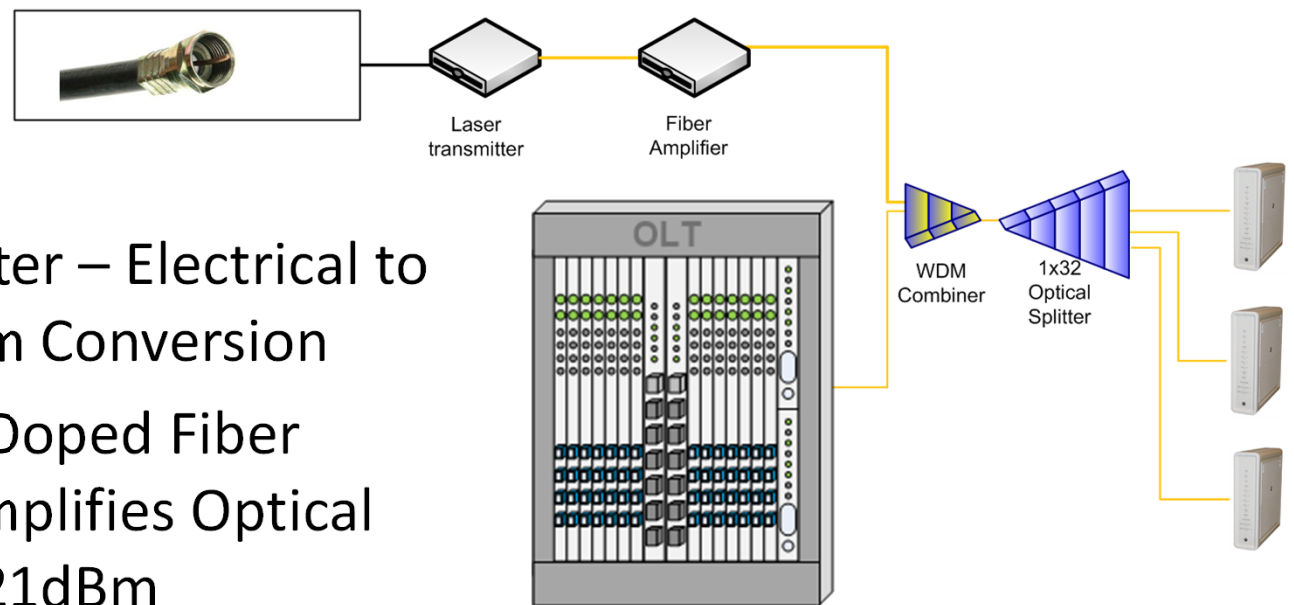


2019 BICSI Winter Conference & Exhibition

January 20-24 • Orlando, FL, USA



# Components - Video



- Laser Transmitter – Electrical to Optical 1550nm Conversion
- EDFA (Erbium Doped Fiber Amplifier) – Amplifies Optical Signal to 18 – 21dBm
- WDM – Combines Wavelengths





# Components - Video

- Laser Transmitter
- EDFA
- RF Nodes
- RFoG/two-way



2019 BICSI Winter Conference & Exhibition  
January 20-24 • Orlando, FL, USA

**BICSI**

# Components – DC Power

- Most OLTs use -48V DC Power
- Same power used in telco central offices
- Rectifiers required to convert AC to DC
- Properly ground your equipment!



Photo - Cassell & Co., Ltd.



2019 BICSI Winter Conference & Exhibition

January 20-24 • Orlando, FL, USA

**BICSI**

# Components – DC Power



- Redundant Inputs
- Redundant Outputs
- Redundant Rectifiers
- Fuse or Circuit Breaker Protection
- Network Management
- Basically an external power supply!



2019 BICSI Winter Conference & Exhibition

January 20-24 • Orlando, FL, USA

**BICSI**

# Centralized Management

- ONTs Centrally Managed
- No physical ONT management ports
- Same concepts as traditional network
  - VLANs
  - PoE
  - QoS





# Management Systems

- Systems included standard CLI and EMS
- OLT runs without management server
- Application and Web/Mobile
- GUI is more important in PON than legacy networks
  - Density is far greater!
- ONTs are an extension of the OLT



# Profiles & Templates

- Create a standard profile or template for your services
- Apply that profile or template to many ONTs at once!



**2019 BICSI Winter Conference & Exhibition**

January 20-24 • Orlando, FL, USA

**BICSI**

# Management Systems Features

- Alarming and Notification
- Bandwidth Monitoring
- Central OLT & ONT Upgrades
- MAC Searches
- VLAN Member Reports



**2019 BICSI Winter Conference & Exhibition**

January 20-24 • Orlando, FL, USA





# Bandwidth Management

- Bandwidth Management is Built-in!
- Guarantee every user bandwidth
  - Set a committed rate
  - Committed rates cannot exceed capacity of any link in the system
- Manage additional bandwidth as you desire
  - Set a peak rate



# Managing All The Same Things

The same things you manage today...

- VLANs
- PoE
- QoS
- LLDP
- Network Access Control



**2019 BICSI Winter Conference & Exhibition**

January 20-24 • Orlando, FL, USA

**BICSI**

# What makes PON a POL?

1. Indoor ONTs
2. Power over Ethernet
3. Internal Packet Switching
4. Enterprise Ethernet Features



**2019 BICSI Winter Conference & Exhibition**  
January 20-24 • Orlando, FL, USA

**BICSI**

# Questions?

## Introduction to POL Components

Matt Miller

CallisonRTKL



**2019 BICSI Winter Conference & Exhibition**

January 20-24 • Orlando, FL, USA



# 60 Minute Lunch Break



**Please respect others and return on time.**

**2019 BICSI Winter Conference & Exhibition**

January 20-24 • Orlando, FL, USA

**BICSI**



# Introduction to POL Design



Chad Hines

# Section 9 Agenda

- POL Component and Budget Review
- POL Cable Design Options Overview
- Design Challenge Exercise
- Knowledge Check



**2019 BICSI Winter Conference & Exhibition**

January 20-24 • Orlando, FL, USA



# APC and UPC

- Ultra Physical Contact Connectors (UPC)

- Blue



- Angled Physical Connectors (APC)

- Green



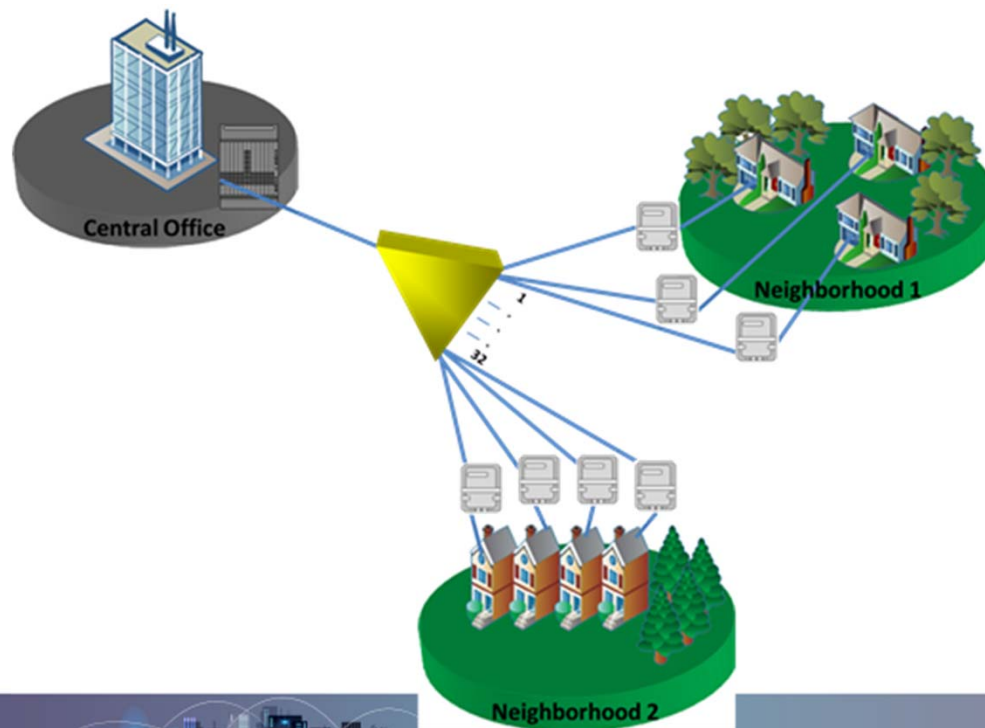
2019 BICSI Winter Conference & Exhibition

January 20-24 • Orlando, FL, USA

**BICSI**



# Splitter Deployment



## Single Splitter

- One splitter in the Optical Distribution Network
- All splitter loss is at one location
- Works for 99% of POL deployments

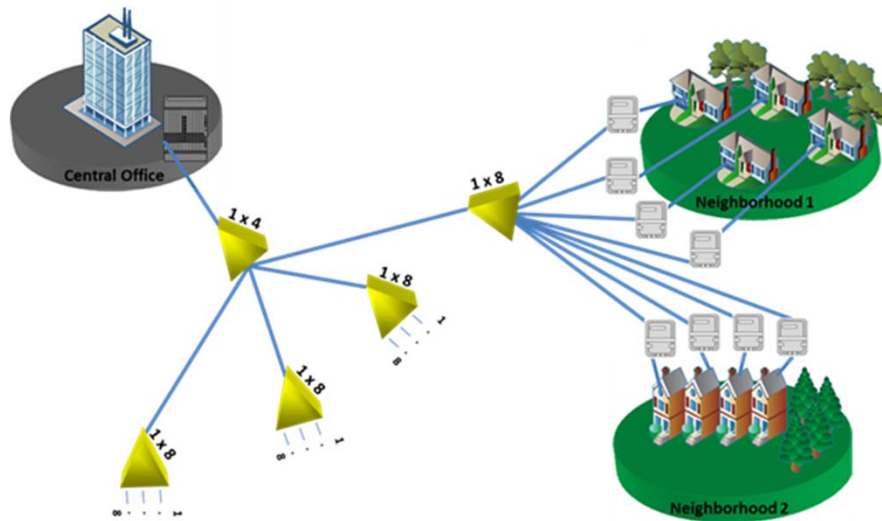


2019 BICSI Winter Conference & Exhibition

January 20-24 • Orlando, FL, USA

**BICSI**

# Splitter Deployment



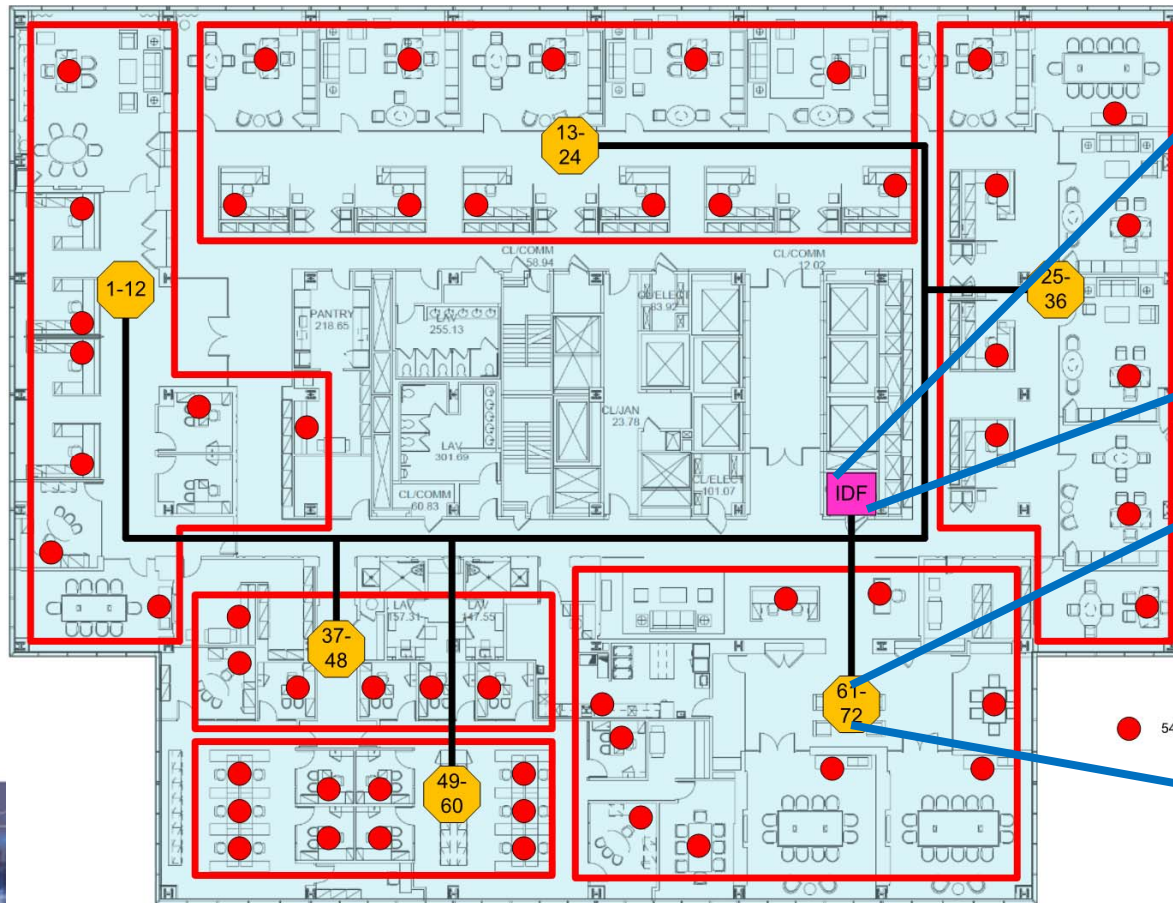
## Cascaded Splits

- Used when end users are geographically dispersed
- Campus out-buildings
- Loss from splitters in path must be summed

## Engineered Splits

- Loss may favor a particular output

# Centralized Split Overview



FDH  
Houses Splitters



Exhibition Consolidation Point  
Zone Cabling



# Centralized Splitting

- Provides maximum ROI for POL
- Houses splitters in one location per floor
- Installation Labor hours are reduced
- Connection between Riser and Horizontal

# Centralized BoM

Area	Product Description	Total Qty
MDF	Rack Mount Fiber Enclosure, 1U, holds 3 MPO Fiber cassettes	
MDF	MPO Fiber Cassette	
IDF	1 x 32 splitter used with FDH	
IDF	288-Port capacity FDH accommodating 18 splitters and 24 MPO outputs	
Horizontal	24 port Consolidation Point w/300 foot Plenum MPO Cable	
ONT Fiber	SCAPC-SCAPC Plenum Yellow 3 (10')	
OLT Fiber	SCUPC-SCAPC Plenum Yellow 8 (25')	
Horizontal	SCAPC-SCAPC Plenum Yellow 23 (75')	
Horizontal	SCAPC-SCAPC Plenum Yellow 31 (100')	
Horizontal	SCAPC-SCAPC Plenum Yellow 38 (125')	
Horizontal	SCAPC-SCAPC Plenum Yellow 46 (150')	
WAO	4-port White Faceplate	
WAO	SCAPC Singlemode adapter	
WAO	Category 6 modular jack	
WAO	RJ45 plug to RJ45 plug, T568B Blue	



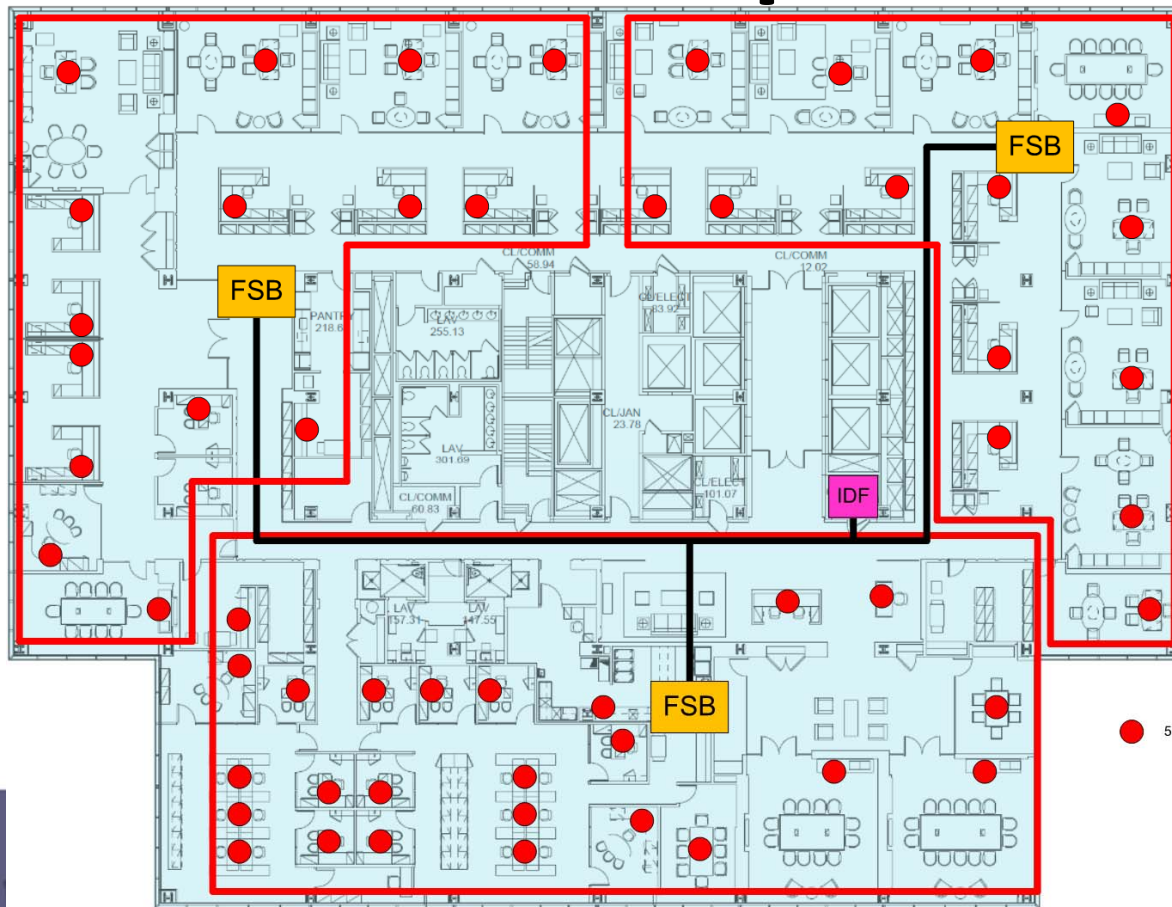
2019 BICSI Winter Conference & Exhibition

January 20-24 • Orlando, FL, USA





# Zone Split Overview



Zone Splitter Housing

54

# Zone Splitting

- Eliminates the need for the IDF
- Places Splitter closer to user
- Location for cross-connects
- Termination for horizontal and feeder fiber
- Moves redundancy closer to the user in Type B applications.



2019 BICSI Winter Conference & Exhibition

January 20-24 • Orlando, FL, USA



# Zone BoM

Area	Product Description	Total Qty
MDF	Rack Mount Fiber Enclosure, 2U, holds 6 MPO Fiber cassettes	
MDF	MPO Fiber Cassette	
IDF	MPO Fiber Trunk 12 Strand Singlemode Plenum (100 foot)	
IDF	MPO Fiber Trunk 12 Strand Singlemode Plenum (200 foot)	
IDF	MPO Fiber Trunk 12 Strand Singlemode Plenum (300 foot)	
Horizontal	1 x 32	
Horizontal	Fiber Zone Box	
Horizontal	Fiber Zone Box Installation Kit	
ONT Fiber	SCAPC-SCAPC Plenum Yellow 3 (10')	
OLT Fiber	SCUPC-SCAPC Plenum Yellow 8 (25')	
Horizontal	SCAPC-SCAPC Plenum Yellow 23 (75')	
Horizontal	SCAPC-SCAPC Plenum Yellow 31 (100')	
Horizontal	SCAPC-SCAPC Plenum Yellow 38 (125')	
Horizontal	SCAPC-SCAPC Plenum Yellow 46 (150')	
WAO	Faceplates 4-port White Alpine	
WAO	SCAPC Singlemode adapter	
WAO	Category 6 modular jack	
WAO	RJ45 plug to RJ45 plug, T568B Blue	



2019 BICSI Winter Conference & Exhibition

January 20-24 • Orlando, FL, USA







# Rack Mount Splitting

- Customer used to look and feel
- Splitters are rack-mounted or installed in fiber housing modules
- Fiber is terminated on patch panels
- Can use Pre-terminated or field connectorized cable



2019 BICSI Winter Conference & Exhibition

January 20-24 • Orlando, FL, USA



# Rack BoM

Area	Product Description	Total Qty
MDF	Rack Mount Fiber Enclosure, 2U, holds 6 MPO Fiber cassettes	
MDF/IDF	MPO Fiber Cassette	
IDF	Wall Mount 2-Post Open Frame Rack Cabinet 8U	
IDF	Rack Mount Fiber Enclosure, 1U, holds 2 MPO Fiber cassettes	
IDF	Rack Mount Fiber Enclosure, 2U, holds 6 Panels	
IDF	SC Adapters, Simplex, APC, 12 F, Single-mode	
Riser	MPO Fiber Trunk 12 Strand Singlemode Plenum (100 foot)	
Riser	MPO Fiber Trunk 12 Strand Singlemode Plenum (200 foot)	
Riser	MPO Fiber Trunk 12 Strand Singlemode Plenum (300 foot)	
IDF	Rack Mounted 1 x 32 splitter	
ONT Fiber	SCAPC-SCAPC Plenum Yellow 3 (10')	
OLT Fiber	SCUPC-SCAPC Plenum Yellow 8 (25')	
Horizontal	SCAPC-SCAPC Plenum Yellow 23 (75')	
Horizontal	SCAPC-SCAPC Plenum Yellow 31 (100')	
Horizontal	SCAPC-SCAPC Plenum Yellow 38 (125')	
Horizontal	SCAPC-SCAPC Plenum Yellow 46 (150')	
WAO	Faceplates 4-port White Alpine	
WAO	SCAPC Singlemode adapter	
WAO	Category 6 modular jack	
WAO	RJ45 plug to RJ45 plug, T568B Blue	



2019 BICSI Winter Conference & Exhibition

January 20-24 • Orlando, FL, USA

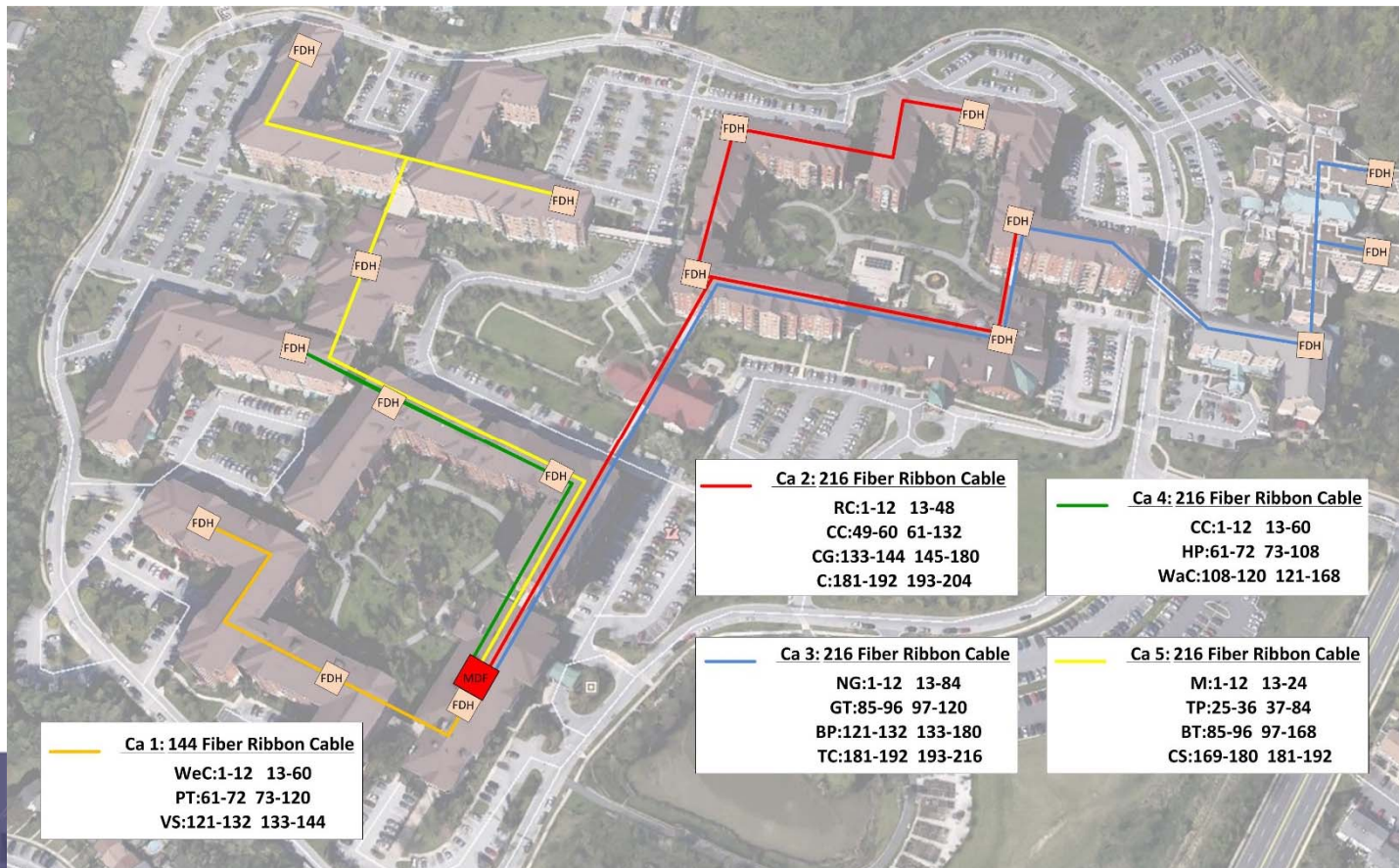


# Hybrid Deployments

- Some deployments choosing hybrid deployments
- Hybrid Ideas
  - Keep IDFs for rack-mount ONTs, but use fiber zone hubs
  - Put ONTs in active zone box and run category cabling to user
  - Use 100% rack-mount ONTs in retrofit scenario



# Campus Overview



# OSP Deployment

- OSP options can be mixed with LAN options
- Be careful of mixing manufacturer product lines due to incompatibility issues
- Many options due to PON history in telecommunications



**2019 BICSI Winter Conference & Exhibition**

January 20-24 • Orlando, FL, USA





# Good Design Practices

- ✓ Meets customer requirements
- ✓ Provides a value to the customer:
  - ✓ Reduced Cost
  - ✓ Power/Space/Cooling
  - ✓ Performance
  - ✓ Longevity
- ✓ Is not overly complex
- ✓ Makes customer happy!



2019 BICSI Winter Conference & Exhibition

January 20-24 • Orlando, FL, USA

**BICSI**

# Design Questions

- What design challenges do you see?
- What problems do you see POL solving?
- What problems do you see POL causing?



# Questions?

Passive Optical LAN Design



# 15 Minute Break



**Please respect others and return on time.**

**2019 BICSI Winter Conference & Exhibition**

January 20-24 • Orlando, FL, USA

**BICSI**

# Passive Optical LAN Power Survivability

Chad Hines  
ITConnect, Inc.



**2019 BICSI Winter Conference & Exhibition**  
January 20-24 • Orlando, FL, USA



# Section 6 Agenda

- Survivability
- Verticals
- Types
- Hardware and Cabling
- When, Where, and How
- Knowledge Check



# What is survivability

- Survivability: the capability of a system or organization to withstand a disaster or hostile environment, without significant impairment of its normal operations.

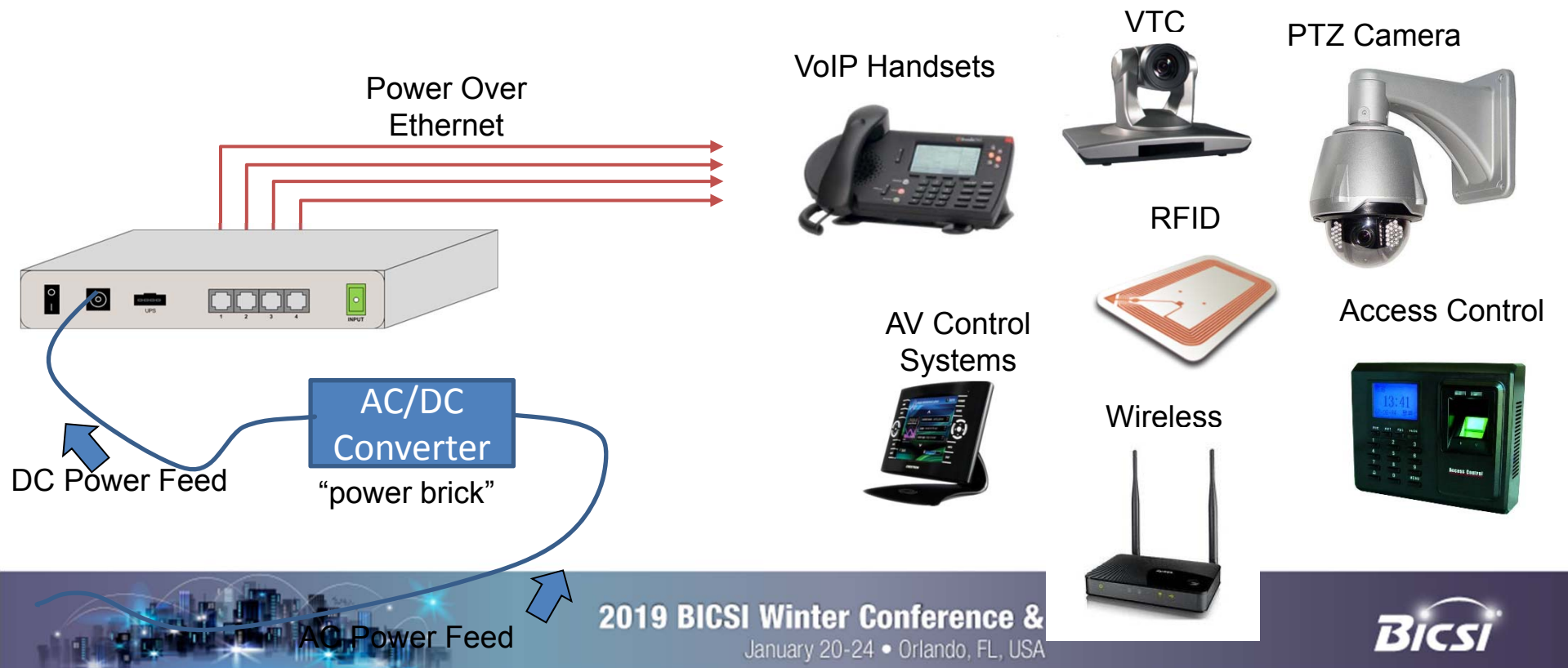
# Why Would We Need Survivability



**2019 BICSI Winter Conference & Exhibition**  
January 20-24 • Orlando, FL, USA

**BICSI**

# Power Over Ethernet Requirements



2019 BICSI Winter Conference &  
January 20-24 • Orlando, FL, USA



# Non-PoE Requirements



Analog Voice

RFoG Capabilities

2019 BICSI Winter Conference & Exhibition

January 20-24 • Orlando, FL, USA





# What's The Impact



**2019 BICSI Winter Conference & Exhibition**  
January 20-24 • Orlando, FL, USA



# ONT Placement Can Define Powering

AC = Local


DC = Remote



Wall-mount



Ceiling tile mount



Secure Wall Box



Wall Plate ONT



Wall Plate ONT



Under-desk mount



Desktop

# What Needs to Survive


VoIP Handsets



VTC



RFID



PTZ Camera



AV Control Systems



Wireless



Access Control



2019 BICSI Winter Conference & Exhibition

January 20-24 • Orlando, FL, USA

**BICSI**

# Call Centers/ DoD/ Financial



2019 BICSI Winter  
January 2019



# Healthcare



2019 BICSI Winter Conference & Exhibition  
January 20-24 • Orlando, FL, USA





# Hospitality



**2019 BICSI Winter Conference & Exhibition**

January 20-24 • Orlando, FL, USA





# Commercial Business and Education




2019 BICSI Winter Conference  
January 20-24 • Orlando, FL, USA



# Different Ways to Survive

- Local battery
- Remote:
  - Powered
  - Battery
  - Generator
- AC power on generator  
“Emergency power”



2019 BICSI Winter Conference & Exhibition

January 20-24 • Orlando, FL, USA

**BICSI**



# Local Batteries



# Local Batteries

- PROs
  - Place them only where needed
  - Low cost/ commitment
  - May already be using UPS at desk
- CONs
  - Replacement after several years
  - More items to manage
  - Limited uptime
  - Battery failure

# Remote Power

- Remote power means to power multiple devices from a DC power station which can be either distributed or centralized.
  - Distributed remote power is typically located in an IDF or zone distribution box and can be remotely powered from a DC power plant from the MDF
  - Centralized remote power is typically in the MDF feeding localized power distribution units to feed ONT's
  - Voltage options: 48vdc – 54vdc



# Why Remote Line Power?



AC access not required at each ONT

Uses low cost copper cables



Battery backup provided in centralized location rather than at each ONT

CapEX  OpEX

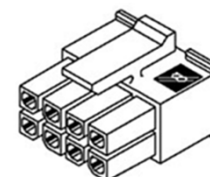
Reduces CapEx and OpEx



Reduces time to market & enables rapid deployment

# Power Connectors

Locking preferred for remote power applications



# Power Connectors

Non-locking connector  
introduces risk



2019 BICSI Winter Conference & Exhibition

January 20-24 • Orlando, FL, USA

**BICSI**



# Power Connectors



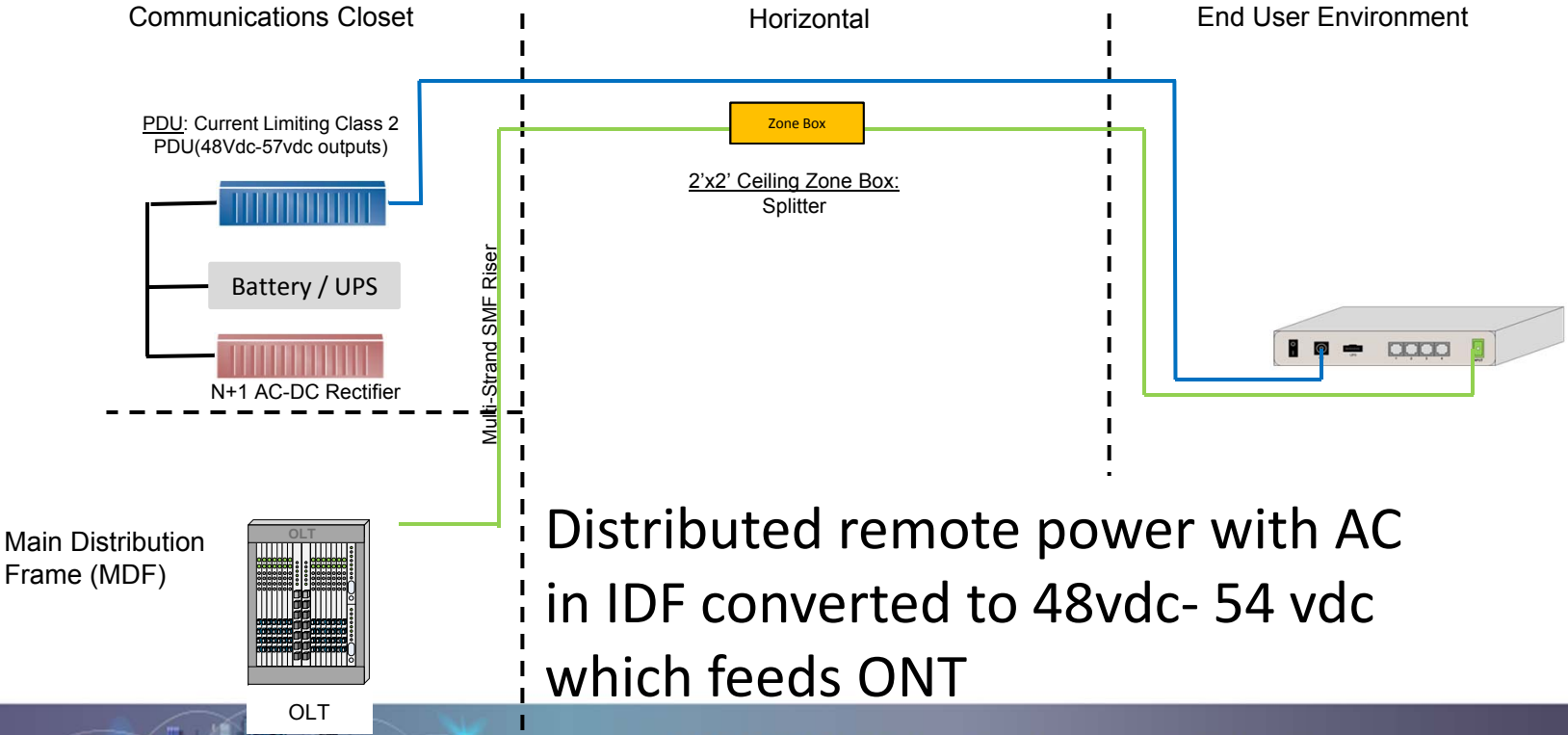
Be  
creative  
but not  
sloppy



2019 BICSI Winter Conference & Exhibition  
January 20-24 • Orlando, FL, USA

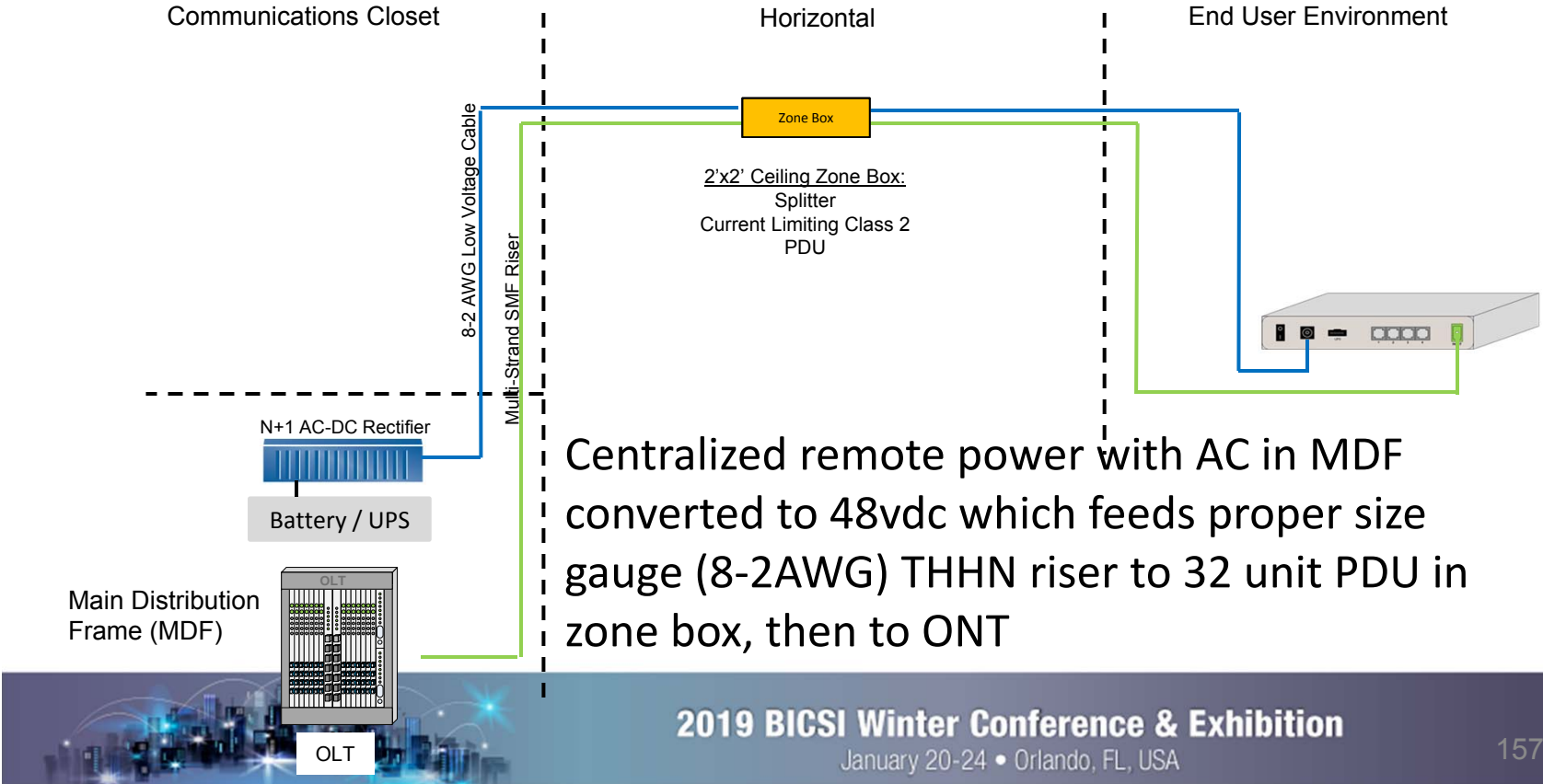
**BICSI**

# 48vdc Centralized





# 48vdc Distributed



# Remote Power

- PROs
  - Survivability, battery back up can be sized to any customer requirement
  - Eliminates AC plug and wall wart at ONT
  - Centralizes battery backup
  - Remote power reset of an ONT and device
- CONs
  - Level 4 DC Technician
  - Power Engineer is required
  - Requires additional power in MDF
  - Electrical contractor will take a loss



**2019 BICSI Winter Conference & Exhibition**

January 20-24 • Orlando, FL, USA



# Cost Savings Summary

## Capex Savings

- Eliminating need to run AC power to each ONT location **reduces cost for cabling, conduits, and electricians**
- **Reduced space** required at each ONT
- NEC Class 2 system eliminates cost of using **armored cable** to comply with standards

## Opex Savings

- Eliminating batteries at remote sites reduces ongoing **battery maintenance** cost
- Remotely accessible system minimizes need for **site visits** for troubleshooting & alarming
- **Reduction in power consumption** through improved power conversion efficiency and lower HVAC requirements





2019 BICSI Winter Conference & Exhibition

January 20-24 • Orlando, FL, USA



# Remote Power Caution

- What happens when you have a coil of copper cable and send constant DC voltage through it?
- Trimming to avoid the coil means you've limited future flexibility
- Not all ONTs are 48vdc
- Certified UL/CSA Listed and NEBS class 2 certified product
- Consult a Certified DC Engineer for proper design



2019 BICSI Winter Conference & Exhibition

January 20-24 • Orlando, FL, USA

**BICSI**

# AC Generator Power

- Alternating Current (AC) power
  - Installed on dedicated “emergency” circuits
  - Circuits fed from dedicated panels
  - Panels powered with dedicated feeders from generator power



2019 BICSI Winter Conference & Exhibition

January 20-24 • Orlando, FL, USA

**BICSI**

# AC Generator Power

- PROs
  - Survivability
  - Not limited to run time of battery
- CONs
  - Added cost / complexity
  - Requires licensed electrician to install vs. low voltage contractor
  - Requires space outside of facility to house




2019 BICSI Winter Conference & Exhibition

January 20-24 • Orlando, FL, USA



# Rectifier Hardware Options



**2019 BICSI Winter Conference & Exhibition**  
January 20-24 • Orlando, FL, USA



# PDU Hardware Options



2019 BICSI Winter Conference & Exhibition  
January 20-24 • Orlando, FL, USA





# Cabling Options

- Solid vs. Stranded
- Hybrid composite cable
- Separate cables
- Use existing copper


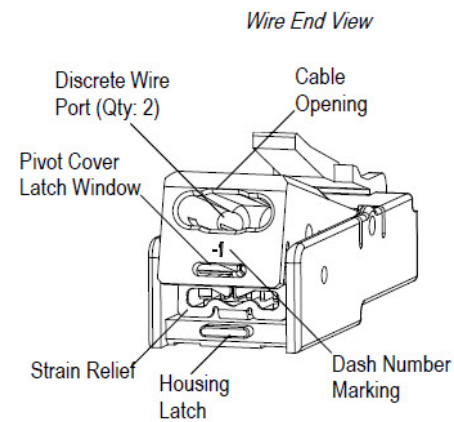



**2019 BICSI Winter Conference & Exhibition**

January 20-24 • Orlando, FL, USA



# Solid vs. Stranded Conductor



2019 BICSI Winter Conference & Exhibition

January 20-24 • Orlando, FL, USA

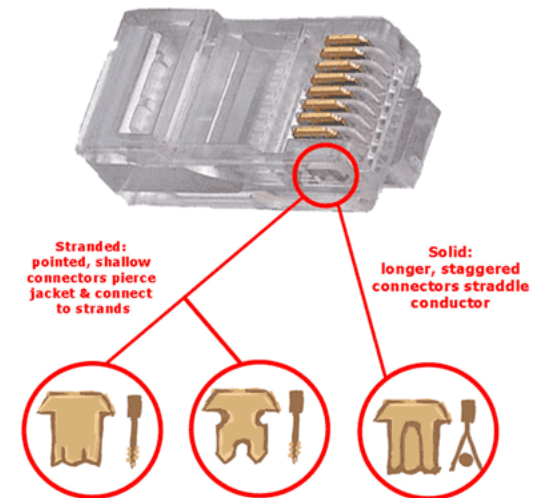
**BICSI**

# Solid vs. Stranded Conductor


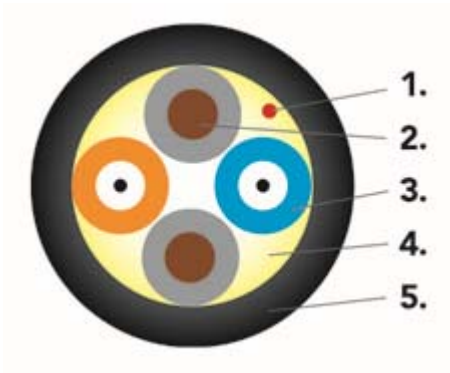
**Pictured: NOT what  
is meant by  
"stranded" RJ45.**



**Identifying Stranded  
VS. Solid RJ45s:**



# Composite Cable



2019 BICSI Winter Conference & Exhibition

January 20-24 • Orlando, FL, USA



# Separate Cables



**2019 BICSI Winter Conference & Exhibition**  
January 20-24 • Orlando, FL, USA

**BICSI**

# Considerations for Cabling

- Will the copper and fiber originate in the same location? This will significantly impact your decision for Composite or Separate cables.
- Repurposing existing Cat-X cable as your power carrier is a benefit and reduces costs for cable and installation.



**2019 BICSI Winter Conference & Exhibition**

January 20-24 • Orlando, FL, USA



# Power System Design Process

## Step 1: Get the Numbers

- How many ONTs are required?
  - Per floor?
  - Per building?
  - Per sector?
- What is the rated power consumption of the ONTs?
- Will PoE+ be supplied by the ONT?

## Step 3: Consider Other Factors

- What is the desired runtime?
- Which circuits are considered Emergency circuits?
- What are future growth and expansion expectations?

## Step 2: Follow the Fiber Plan

- Where are the distribution points?
- Are IDF closets or electrical rooms available for power?
- What is the maximum distance from a distribution point to an ONT?

## Step 4: Determine Power Architecture

- Distributed DC Plants
- Centralized DC Plants

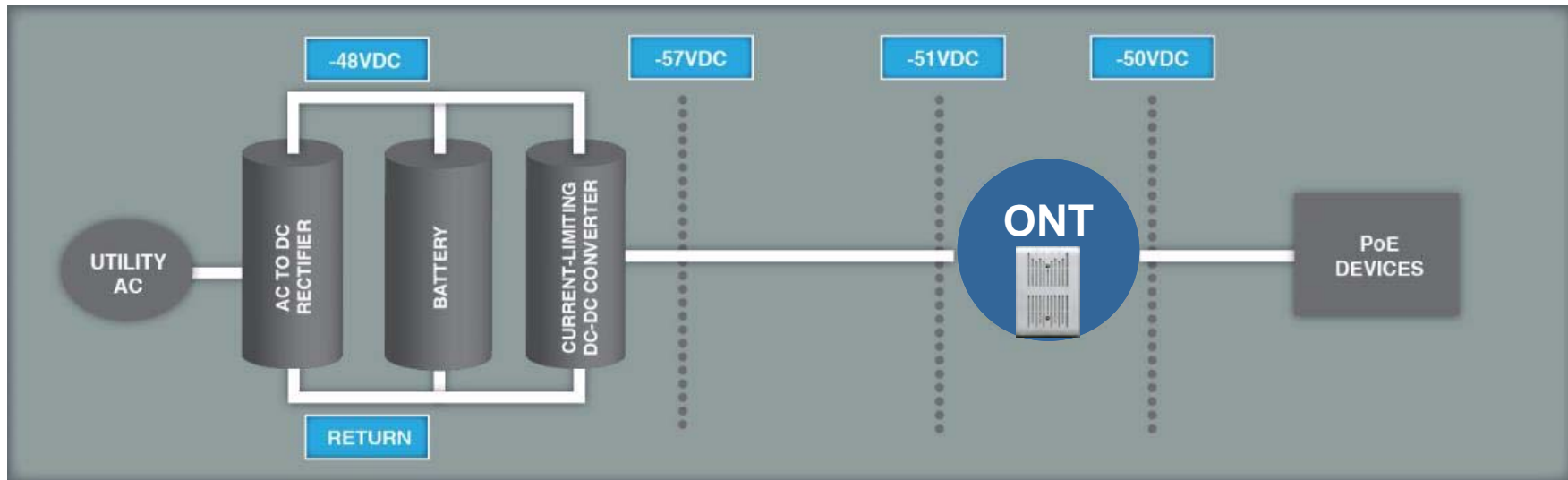


2019 BICSI Winter Conference & Exhibition

January 20-24 • Orlando, FL, USA



# How Far Can It Reach?




- **6Vdc** allowable voltage drop in cable to meet PoE+ standard at ONT
- 1Vdc drop across ONT

Max Distance to ONT Supporting PoE+					
Load (Watts)	Cable Gauge (AWG)				
	20	18	16	14	12
90	100	160	250	400	640
80	150	250	400	625	1000
70	175	275	450	725	1150
60	200	325	525	850	1350
50	250	400	625	1000	1600
40	300	500	800	1250	2050
30	400	650	1050	1700	2700



# Design Architecture: Centralized DC Plants



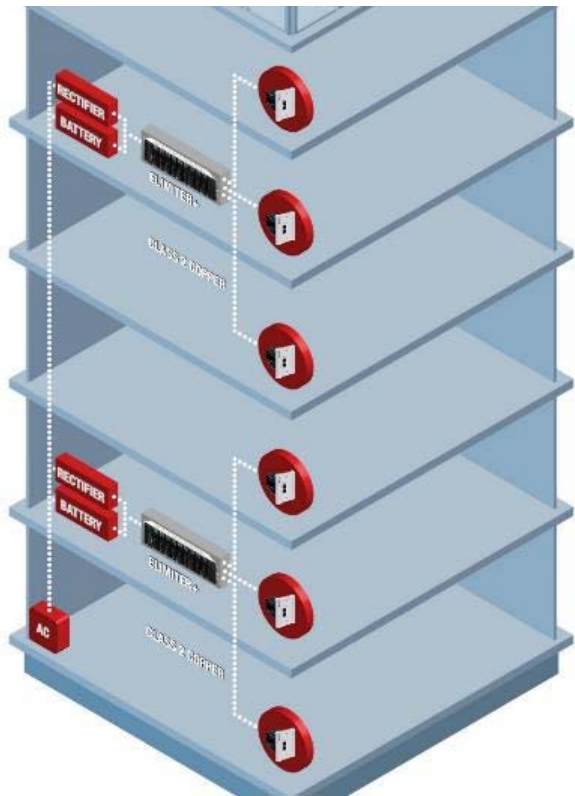
## Pros

- Single DC plant and batteries to maintain
- Less space per floor required for power equipment

## Cons

- Cabling cost to run Class 1 circuits to each Zone
  - Conduit
  - Electrician
  - Large AWG cable
- 48Vdc Plant and Battery must be larger to offset cable losses

## Design Architecture: Distributed DC Plants



### Pros

- All DC cabling will be NEC Class 2 compliant
- Installation cost
- Equipment cost

### Cons

- Space must be found for power equipment in IDFs
- Distributed batteries are more difficult to maintain
- Additional AC circuits required to each rectifier location



# Design Example

ONT Count by IDF	1-2 Port ONT	DC WATTS	4 Port ONT	DC WATTS	8 Port ONT	DC WATTS	24 Port ONT (AC)	500W 120VAC	Total ONT	Total DC load	DC Power system Load	Total AC load (W)	# of Ch
IDF 3D	47	30	3	80	0	80	1	500	51	1650	2145	500	50
IDF MDF	47	30	7	80	0	80	1	500	55	1970	2561	500	54
IDF 3A	45	30	12	80	0	80	1	500	58	2310	3003	500	57
IDF 2F	48	30	10	80	2	80	1	500	61	2400	3120	500	60
IDF 2E	50	30	11	80	7	80	1	500	69	2940	3822	500	68
IDF 1A	58	30	21	80	0	80	1	500	80	3420	4446	500	79
IDF 2A	56	30	18	80	5	80	1	500	80	3520	4576	500	79
IDF 4A	62	30	24	80	0	80	1	500	87	3780	4914	500	86
IDF 2C	77	30	18	80	3	80	1	500	99	3990	5187	500	98
IDF 1Z	61	30	36	80	1	80	1	500	99	4790	6227	500	98
IDF 3C	76	30	34	80	1	80	1	500	112	5080	6604	500	111
IDF 5A	87	30	28	80	7	80	1	500	123	5410	7033	500	122
Total ONT	714		222		26		12		974	41260	53638	6000	962

2019 BICSI Winter Conference & Exhibition

January 20-24 • Orlando, FL, USA



# Deployment Methodologies

- What is the design architecture?
- What is the end user survivability requirement?
- Cabling and infrastructure approach
- Maintaining flexibility and future management in your network.



2019 BICSI Winter Conference & Exhibition

January 20-24 • Orlando, FL, USA



# Knowledge Check



**2019 BICSI Winter Conference & Exhibition**  
January 20-24 • Orlando, FL, USA



**Does a 48VDC remote power system fed by an AC plug in require a licensed electrician for installation?**

A. Yes

✓ B. No

C. Sometimes



**Can a class 2 circuit be installed in plenum space without the use of conduit?**

✓ **A. Yes**

**B. No**

**C. Sometimes**



# Questions?

Power Survivability

Chad Hines  
ITConnect Inc.





# POL Testing Considerations



Matt Miller

Associate Vice President, CallisonRTKL



**2019 BICSI Winter Conference & Exhibition**

January 20-24 • Orlando, FL, USA

**BICSI**

# Fiber Connectors

SC/APC is default standard in PON networks

- APC connectors reduce reflectance
- Reduce damage to transmitters and amplifiers
- Allow injection of Analog Video

# APC and UPC

- Ultra Physical Contact Connectors (UPC)

- Blue



- Angled Physical Connectors (APC)

- Green

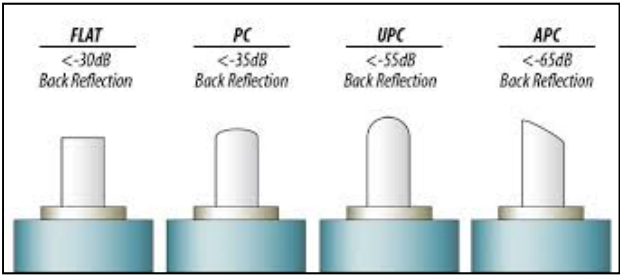
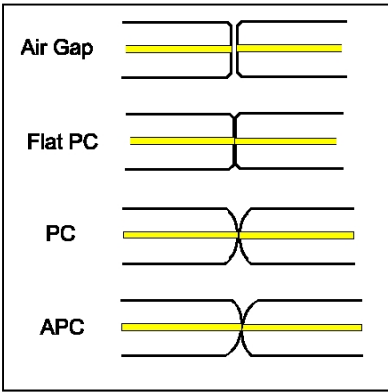
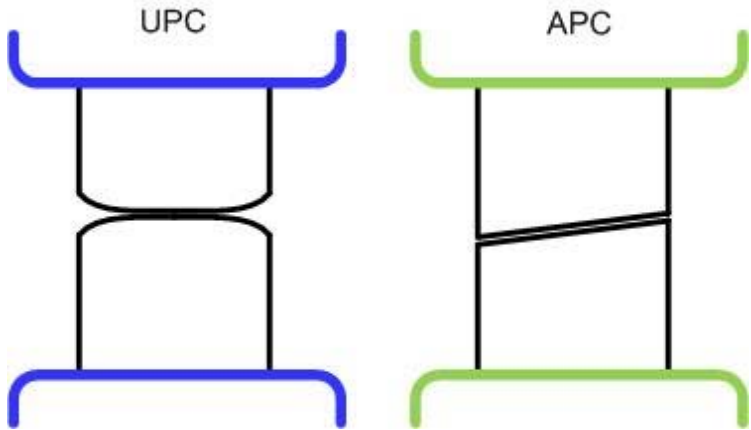


2019 BICSI Winter Conference & Exhibition

January 20-24 • Orlando, FL, USA

**BICSI**


# Endface Comparison



Source: FOA.ORG

# APC vs. PC (un-mated)

RL = ~14.7dB

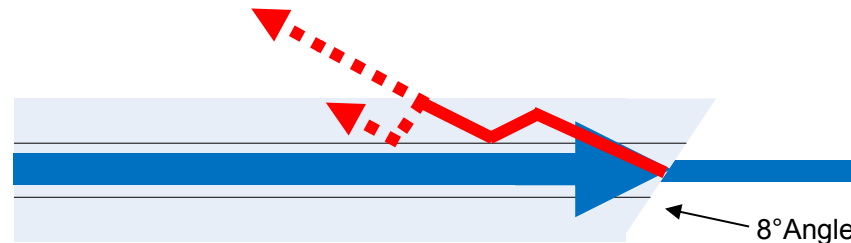


PC/UPC – Not Angled



RL = Return Loss

RL = >60dB



APC - Angled



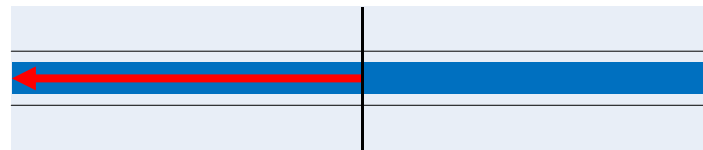
2019 BICSI Winter Conference & Exhibition

January 20-24 • Orlando, FL, USA



# APC vs. PC (mated)

RL = ~ 50-55dB

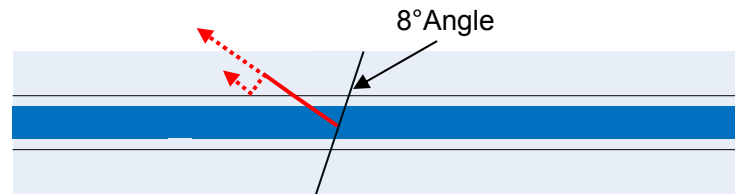


PC/UPC – Not Angled



RL = Return Loss

RL = >60dB



APC - Angled



2019 BICSI Winter Conference & Exhibition

January 20-24 • Orlando, FL, USA

**BICSI**

# Importance of Cleaning

**No. 1** cause of fiber network failures is contaminated connectors

- NTT-Advanced Technology Research, 2010

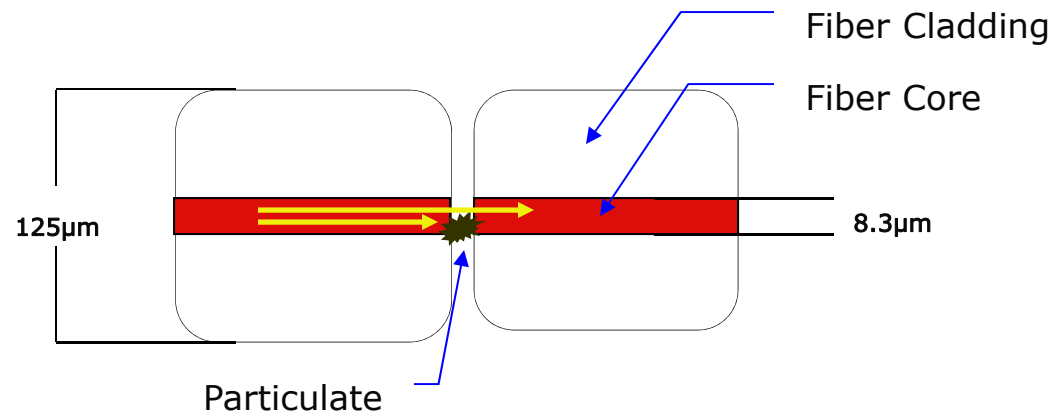
---

**80% of network problems are due to dirty connectors!**

2019 BICSI Winter Conference & Exhibition  
January 20-24 • Orlando, FL, USA

**BICSI**

# Importance of Cleaning



Information courtesy of USCONEC, Hickory, NC. Used with permission.


**2019 BICSI Winter Conference & Exhibition**

January 20-24 • Orlando, FL, USA

**BICSI**

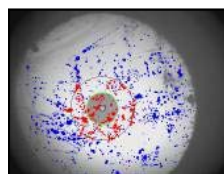


# Common Contaminants

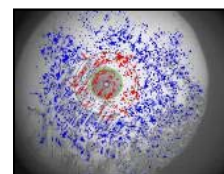


**SINGLEMODE FIBER**


End face should be free of any contamination or defects,




Dust Particles



Hand Lotion



Finger Prints



Alcohol Residue

- Dust
- Skin oil
- Alcohol residue
- Distilled water residue
- Vegetable oil
- Hand lotion
- Dryer lint
- Saltwater residue
- Graphite




2019 BICSI Winter Conference & Exhibition

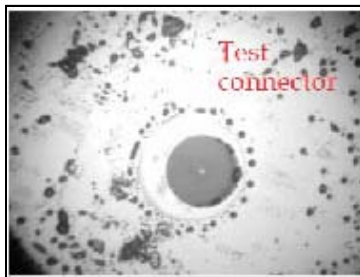
Information courtesy of USCONEC and EXFO. Used with permission. January 20-24 • Orlando, FL, USA



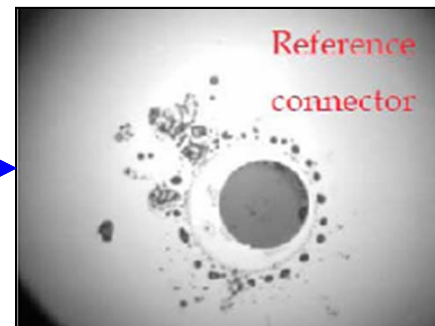
# Contaminate Transfers



Clean ferrule



Contaminated ferrule



Contamination transfers from the contaminated to the clean ferrule reducing optical performance.

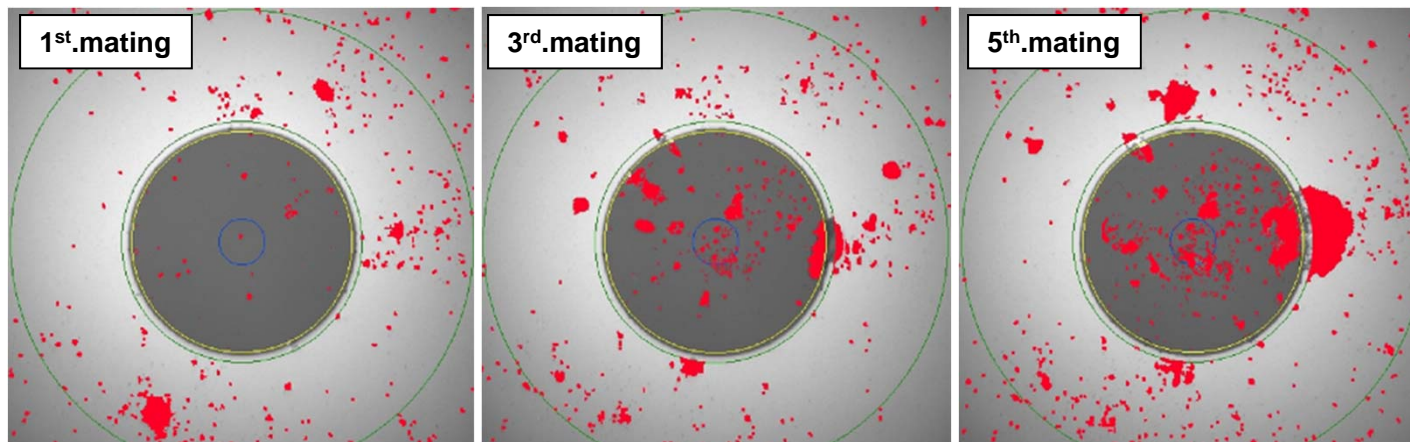
Information courtesy of USCONEC, Hickory, NC. Used with permission.

**2019 BICSI Winter Conference & Exhibition**

January 20-24 • Orlando, FL, USA



## And Migrates



Dirt on connectors moves to the middle of the ferrule!!!

Source: IEC standard committee

# Testing

- Key is to verify cable plant performance and connectivity
- Splitters are passive, usually trouble free
- Look for issues at connectors and jumpers
- Be aware if disconnecting before a splitter, a number of users on the channel will lose service



# Testing

- Test in one direction. Light source at the OLT and power meter at the ONT locations.
- Ideally use a PON specific Light Source/Power Meter set to test 1310/1490/1550nm
- An alternate option is to use a standard Light Source/Power Meter at 1310nm and 1550nm
- OTDRs can be used for troubleshooting faults found in power meter testing, but are not used to certify links

# Testing

- Testing with splitters: 3dB loss for each 1:2 split (excludes connections)
- ANSI/TIA 568C.3 = max .75dB per mated pair
- Singlemode cable = 0.5dB/km
- Bend insensitive cable can be helpful



# Optical LAN Link Budget

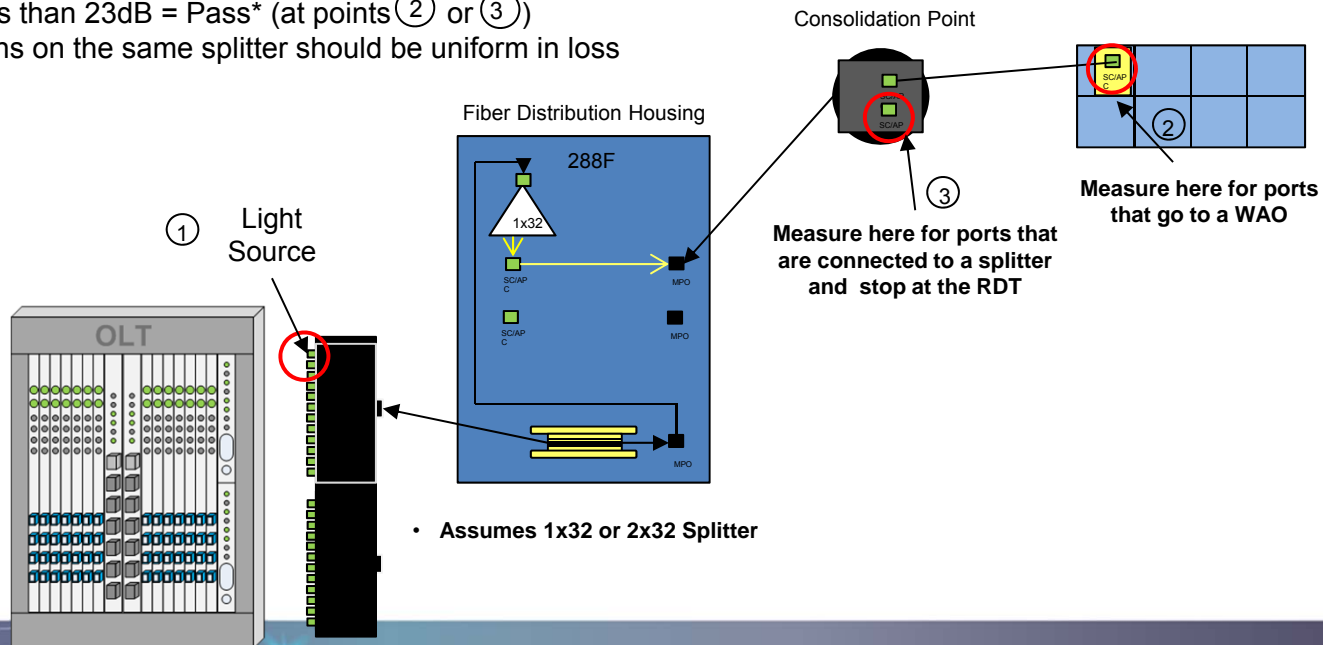
- Max distance limited by attenuation, fiber loss. Splitters and connections contribute.
- Most budgets between 15.5 & 28dB; smaller splits and shorter cables require attenuators

Loss Contributor	GPON Budget
Splitter (1:32) =	16.7dB
Fiber Loss 10Km=	5dB
Conn/Splice Loss=	<u>3.6dB</u>
	25.3dB

Attenuation	Loss (Maximum)	Unit
Optical Loss 1310 nm	0.5	dB/Km
Optical Loss 1490 nm	0.5	dB/Km
Optical Loss 1550 nm	0.5	dB/Km
Splice Loss per unit	0.3	dB
Connector Loss	0.75	dB
1x32 PON Splitter	16.7	dB
1x16 PON Splitter	13.5	dB
1x8 PON Splitter	10.3	dB
1x4 PON Splitter	7.2	dB

# Centralized Split Test Layout (Downstream)

- Measure at 1310nm/1550nm
- Document admin/labeling scheme
- Less than 23dB = Pass\* (at points ② or ③)
- Paths on the same splitter should be uniform in loss



2019 BICSI Winter Conference & Exhibition

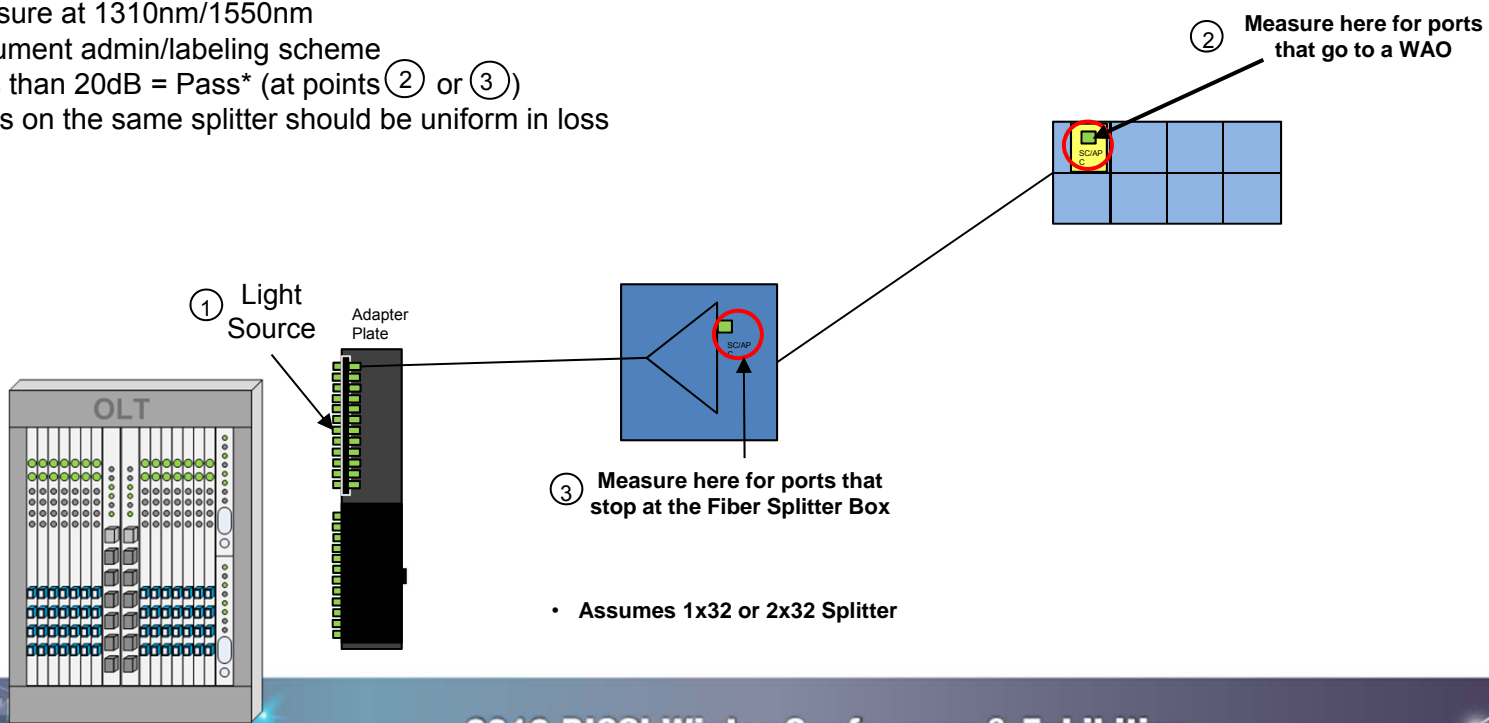
January 20-24 • Orlando, FL, USA

BICSI



# Zone Split Test Layout (Downstream)

- Measure at 1310nm/1550nm
- Document admin/labeling scheme
- Less than 20dB = Pass\* (at points ② or ③)
- Paths on the same splitter should be uniform in loss



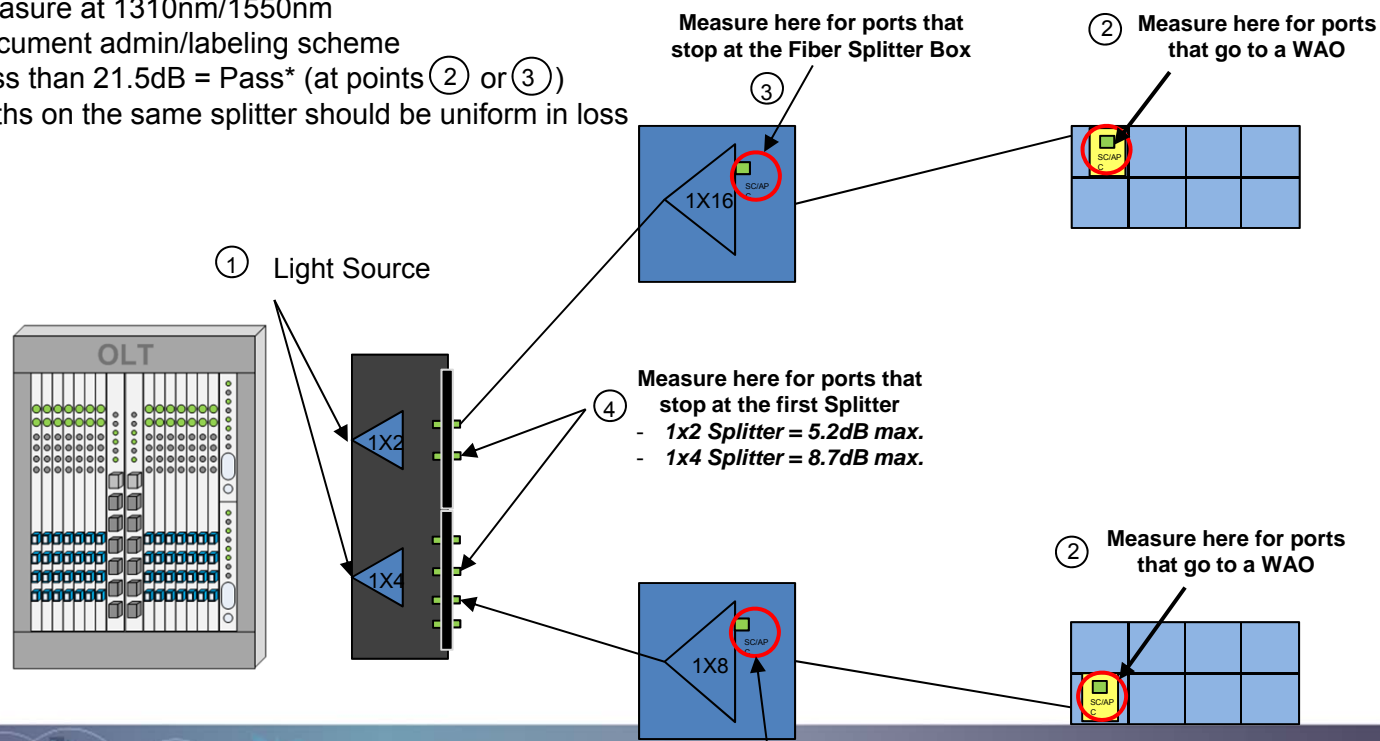
2019 BICSI Winter Conference & Exhibition

January 20-24 • Orlando, FL, USA

BICSI

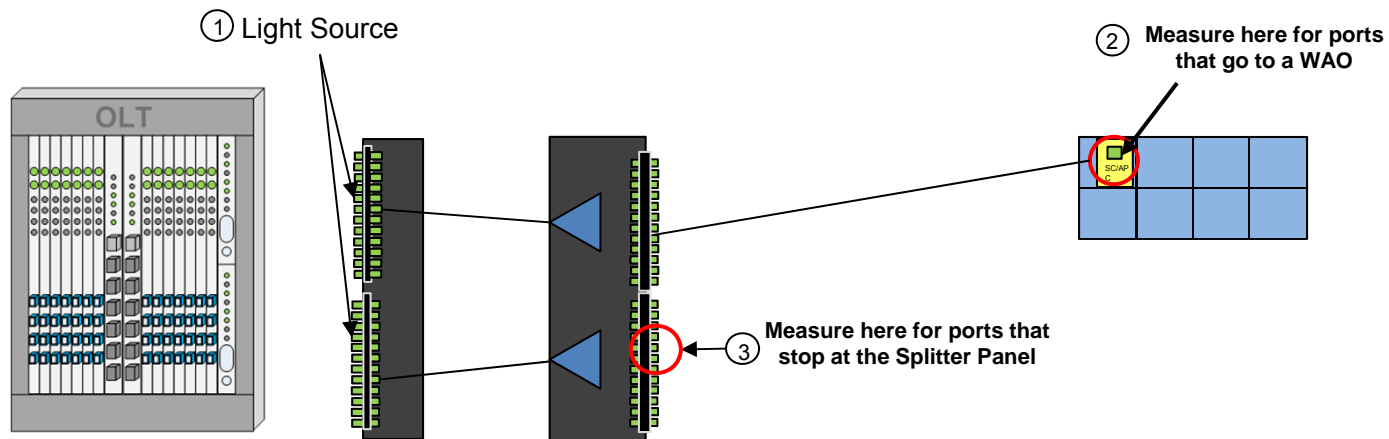
# Zone Split (Cascaded) Test Layout (Downstream)

- Measure at 1310nm/1550nm
- Document admin/labeling scheme
- Less than 21.5dB = Pass\* (at points ② or ③)
- Paths on the same splitter should be uniform in loss



# Rack Mount Split Test Layout (Downstream)

- Measure at 1310nm/1550nm
- Document admin/labeling scheme
- Less than 19.75dB = Pass\* (at points ② or ③)
- Paths on the same splitter should be uniform in loss



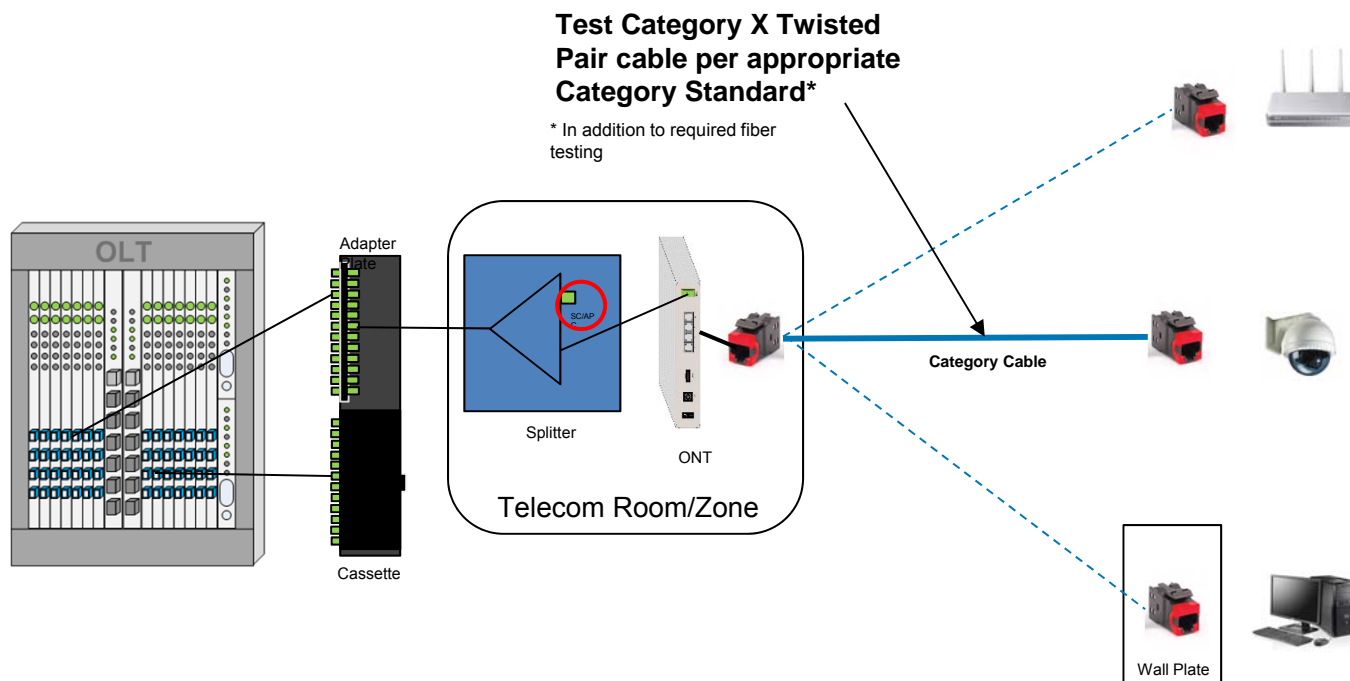
• Assumes 1x32 or 2x32 Splitter

2019 BICSI Winter Conference & Exhibition

January 20-24 • Orlando, FL, USA

BICSI

# Hybrid PON/Traditional Test Layout (Downstream/Upstream)



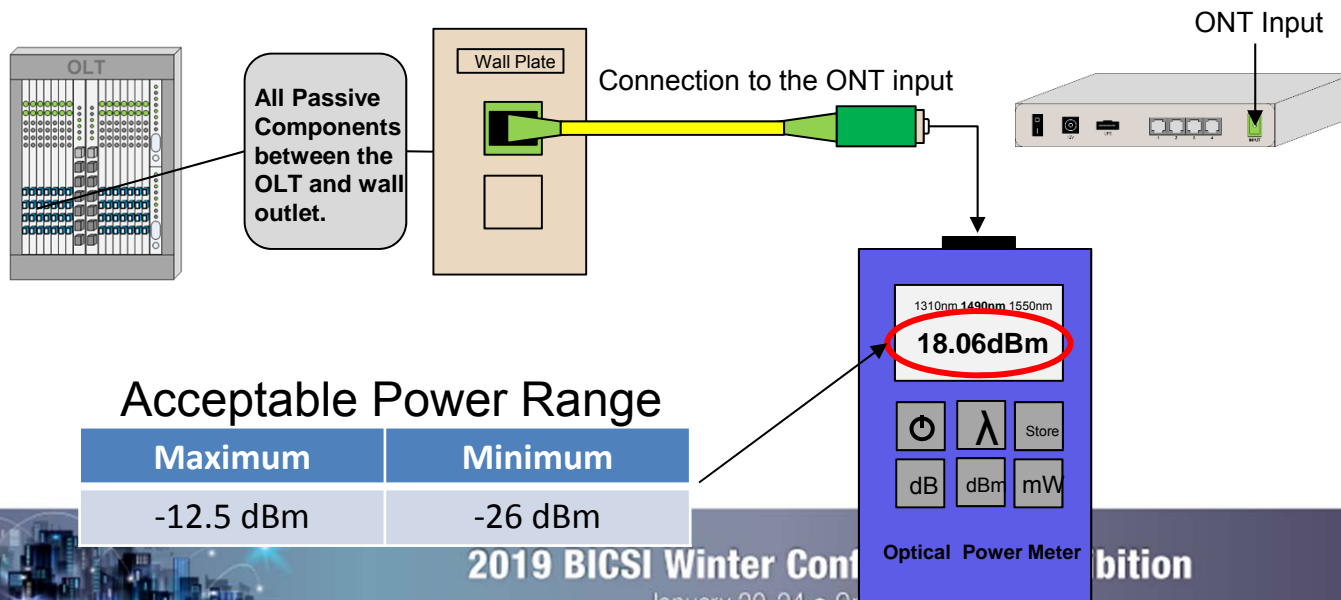
2019 BICSI Winter Conference & Exhibition

January 20-24 • Orlando, FL, USA

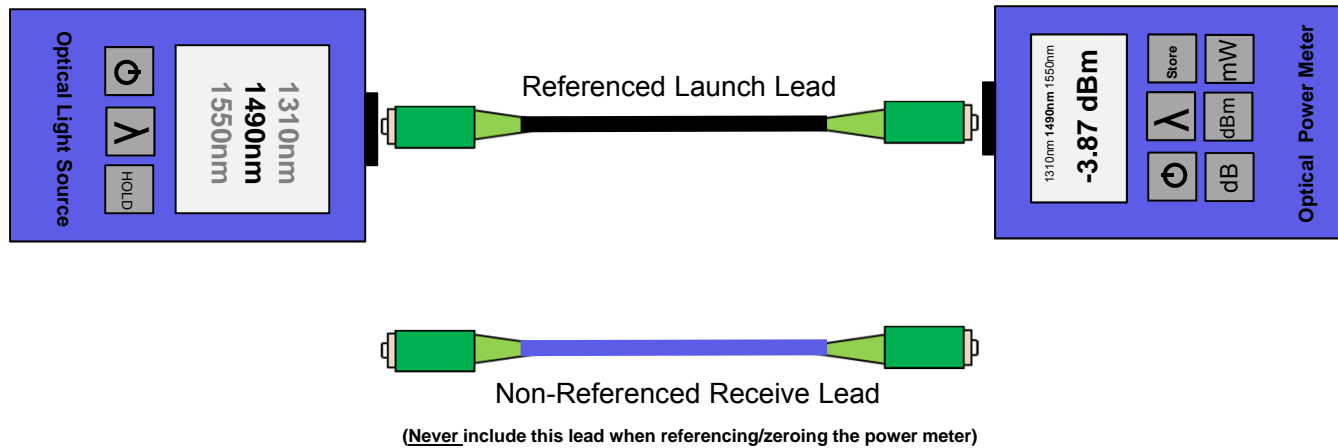
**BICSI**

# Move, Add, Change (MAC) Testing

Once the splitter input connection is made to the OLT, it cannot be disconnected for testing of MACs without disruption to the other users. When a move, add, or change is made on an active PON circuit, verification must be made to ensure that the proper range of power in dBm will be fed to the ONT. There is a minimum and a maximum value that is acceptable per ITU G.984X. This is verified by placing the connector that will connect to the input of the ONT into an Optical Power Meter and measuring the power in dBm to verify that it is between the minimum and maximum level.



# Referencing the meter

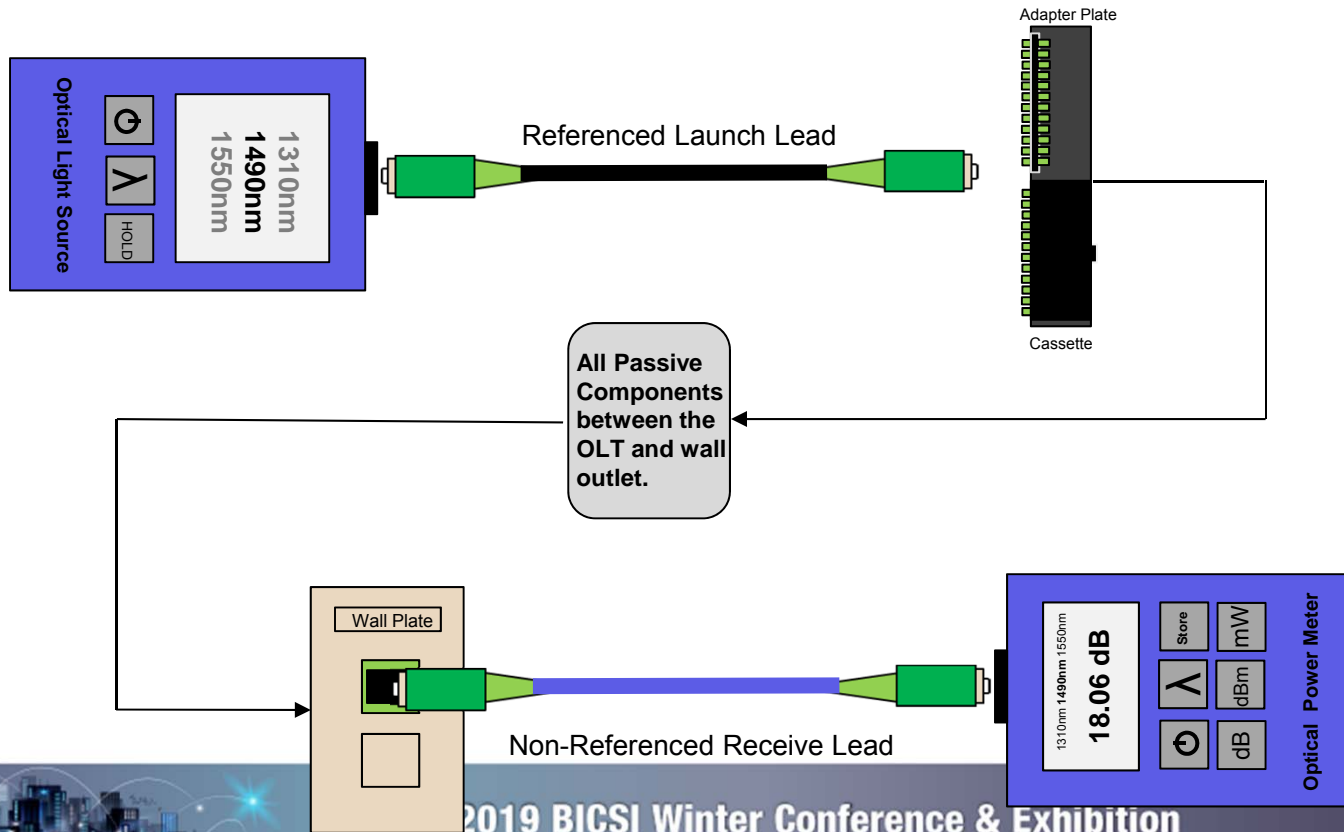


2019 BICSI Winter Conference & Exhibition

January 20-24 • Orlando, FL, USA



# Link Test with WAO

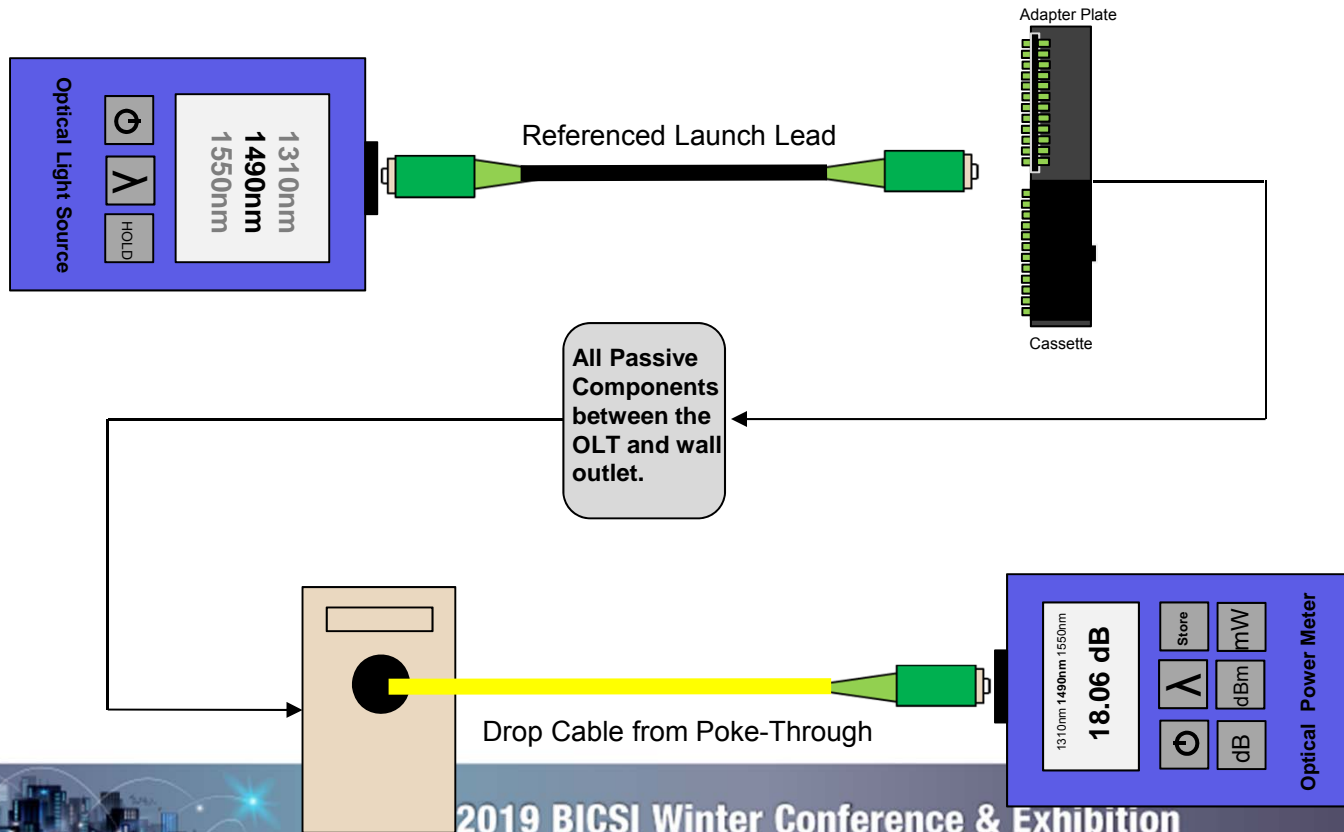


2019 BICSI Winter Conference & Exhibition

January 20-24 • Orlando, FL, USA



# Poke Through



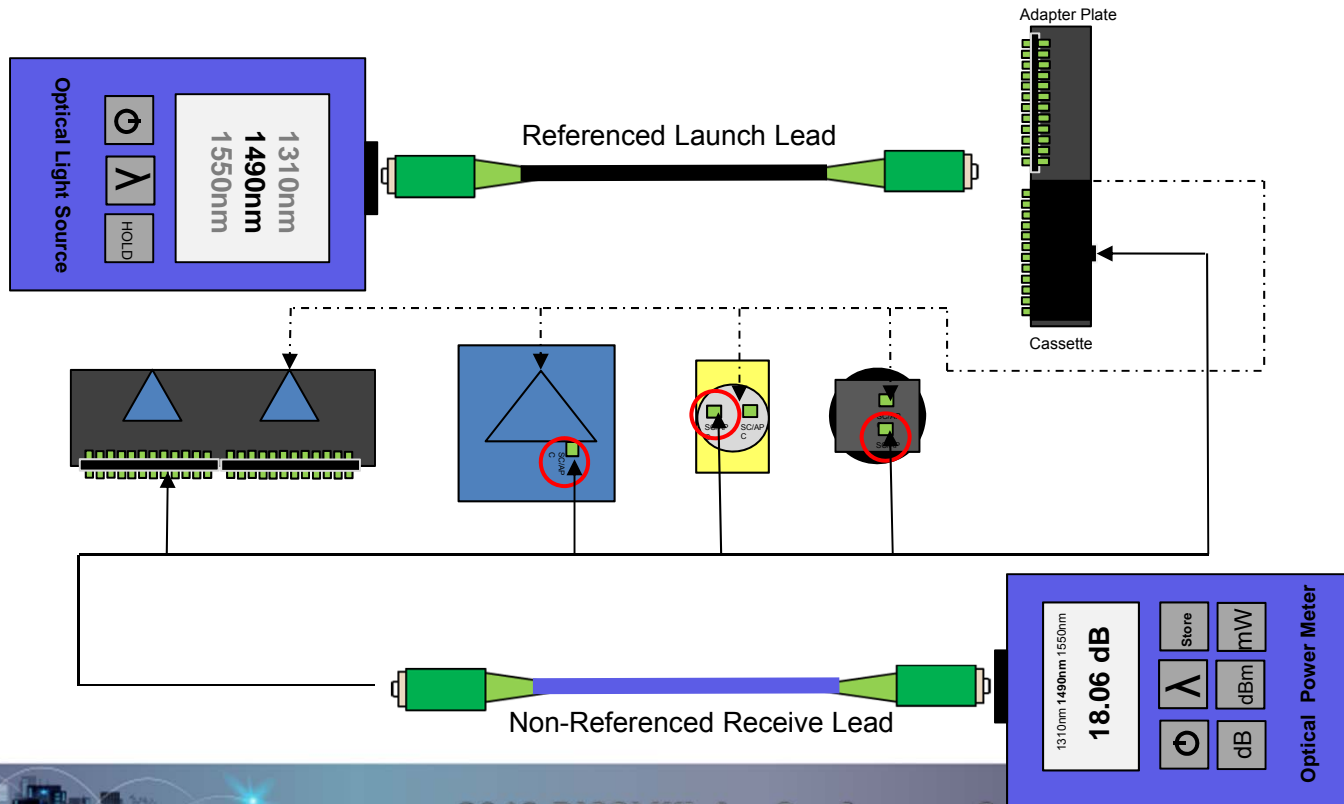
2019 BICSI Winter Conference & Exhibition

January 20-24 • Orlando, FL, USA





# Mid-Point Verification



2019 BICSI Winter Conference & Exhibition  
January 20-24 • Orlando, FL, USA



# Knowledge Check



**2019 BICSI Winter Conference & Exhibition**

January 20-24 • Orlando, FL, USA

**BICSI**

## This is the common POL connector

- ✓ A. SC/APC
- B. ST
- C. MT-RJ
- D. FC



# POL Networks use this fiber...

- A. Multimode
- ✓ B. Singlemode
- C. Unimode
- D. OM3



**It is important to ensure connector endfaces are clean prior to mating**

- ✓ A. True
- B. False

**Contaminate on fiber connectors can**

A. Transfer

B. Migrate

C. Block light

✓ D. All of the above



**You should always use a wet cleaning method to remove contamination**

A. True

✓ B. False



**2019 BICSI Winter Conference & Exhibition**

January 20-24 • Orlando, FL, USA

**BICSI**

**A reduction of 3dB of light signal reduces the received power by...**

A. 10%

✓ B. Half

C. 12 Volts





**When testing a POL with an OTDR, you should test in this direction...**

- ✓ A. Upstream**
- B. Downstream**
- C. Sideways**



Loss budgets should be determined by advertised  
“Typical” performance values

A. True

✓ B. False



2019 BICSI Winter Conference & Exhibition

January 20-24 • Orlando, FL, USA

**BICSI**

# Questions?

## POL Testing Considerations

Matt Miller

CallisonRTKL



# Passive Optical LAN Integration & Management



Matt Miller

Associate Vice President, CallisonRTKL



2019 BICSI Winter Conference & Exhibition

January 20-24 • Orlando, FL, USA

**BICSI**

# Agenda

- PON Communications
- ONT Ranging Process
- RF Video Injection
- Centralized Administration
  - Management Server vs CLI
- Templates & Profiles
- VLAN Creation
- Uplink Provisioning
  - Link Aggregation Groups
- ONT Deployment & Discovery
- ONT Provisioning
  - FSAN Type B Protection
- Bandwidth Calculations & Assignment
- Traffic Flow
- Tagging, LLDP, PoE, QoS
- STP & Loop Detection
- Multicast



**2019 BICSI Winter Conference & Exhibition**

January 20-24 • Orlando, FL, USA



# Objectives

After successfully completing this course, you should be able to:

- Understand the differences between ITU and IEEE PON Standards
- Describe the ONT ranging and provisioning process
- Understand the basic steps for deploying a POL
- Understand the future PON standards



**2019 BICSI Winter Conference & Exhibition**

January 20-24 • Orlando, FL, USA

**BICSI**

# Standards – IEEE vs. ITU

- ITU and IEEE have separate standards for PON
- Both standards use the same passive infrastructure (fiber & splitters)
- The primary difference is the electronics



2019 BICSI Winter Conference & Exhibition

January 20-24 • Orlando, FL, USA

**BICSI**

# Popular Standards Comparison

	EPON	GPON
Standard	IEEE 802.3ah	ITU G.984
Speed	1Gbps Symmetrical	2.4Gbps Down / 1.2 Gbps Up
Framing	Ethernet (mostly native)	GEMS Encapsulation
Wavelengths	1490nm/1310nm	1490nm/1310nm
Dynamic Bandwidth	Optional Vendor Specific	Built-in
Encryption	Optional Vendor Specific	AES-128 Downstream



**2019 BICSI Winter Conference & Exhibition**

January 20-24 • Orlando, FL, USA





# Standards Timeline

## IEEE

## ITU

	1995	1995 – APON Standard Introduced (155M)
	1996	
	1997	
	1998	
	1999	1999 – BPON Standard Approved (622M/155M)
	2000	
	2001	
	2002	
2004 – EPON Standard Approved (1G)	2003	2003 – GPON Standard Approved (2.4G/1.2G)
	2004	
	2005	
	2006	
	2007	
2009 – 10G EPON Standard Approved (10G)	2008	
	2009	
	2010	2010 – XGPON1 Standard Approved (10G/2.5G)
	2011	
2012 – Extended EPON Task Force Formed	2012	
	2013	2013 – NGPON2 (40G TWDM)
	2014	



2019 BICSI Winter Conference & Exhibition

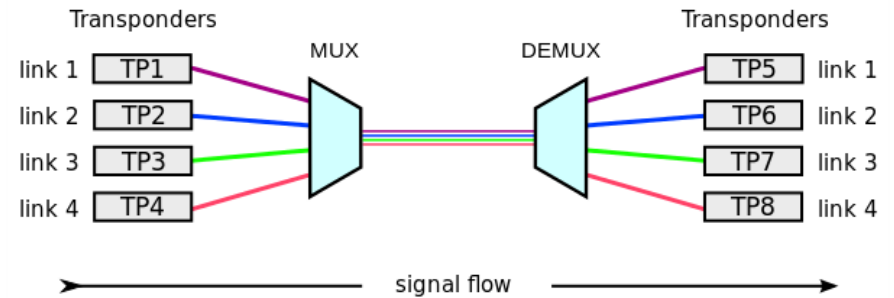
January 20-24 • Orlando, FL, USA



# WDM Methodology

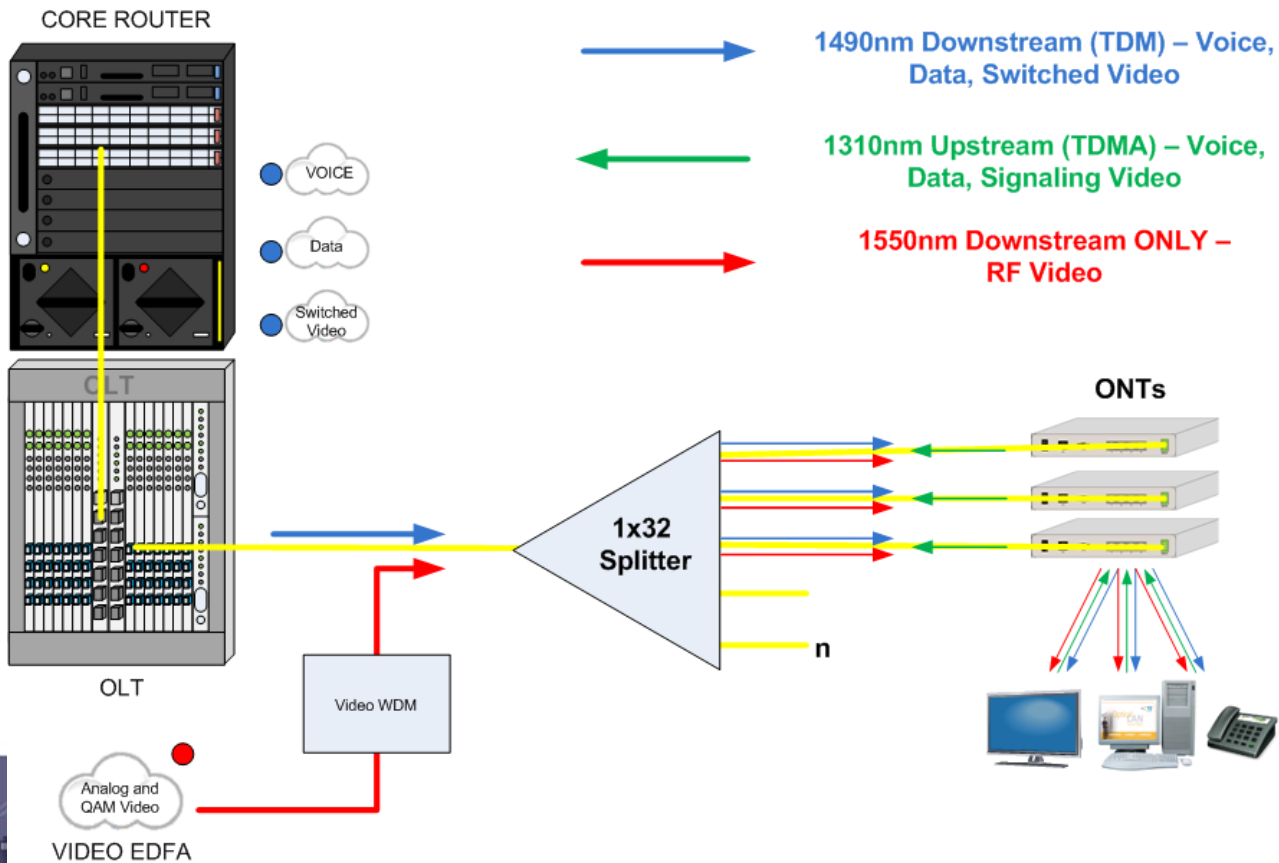
- Multiple wavelengths over the same physical strand of glass
- Wavelengths do not interfere with each other
- Allows multiple discreet communications

**wavelength-division multiplexing (WDM)**



"WDM operating principle" by Xens - Own work. Licensed under Creative Commons Attribution-Share Alike 3.0 via Wikimedia Commons - [http://commons.wikimedia.org/wiki/File:WDM\\_operating\\_principle.svg#mediaviewer/File:WDM\\_operating\\_principle.svg](http://commons.wikimedia.org/wiki/File:WDM_operating_principle.svg#mediaviewer/File:WDM_operating_principle.svg)

# WDM in PON



Position

BICSI

# PON Types

- **BPON – (Broadband PON)** is an older version of PON technology which is based on ITU specifications and is characterized by an asymmetrical 622 Mbps downstream and a 155 Mbps upstream optical line rate. Earlier versions of Verizon's FiOS™ offering in the U.S. are based on BPON but more recent implementations of FiOS use GPON technology.
- **GPON – (Gigabit PON)** is the latest ITU specified PON network and is characterized by a 2.4 Gbps downstream and a 1.25 Gbps upstream optical line rate. The first significant commercial deployments of GPON began in early 2008. Most carrier implementations of GPON are in the U.S. however it is beginning to proliferate in European markets as well.
- **EPON – (Gigabit Ethernet PON or GEPON)** is an IEEE standards based PON system characterized by a symmetrical 1.25 Gbps optical line rate. EPON is the predominant PON solution since it has been commercially available since 2001. GEPON has been primarily deployed in Asian Pacific markets. Recently, 10Gbit/s EPON or 10G-EPON was ratified as an amendment (IEEE 802.3av) in the IEEE 802.3 standard and provides for an asymmetrical 10 Gbps downstream/1 Gbps upstream rate as well as a symmetrical 10 Gbps rate.
- **WDM PON – (Wave Division Multiplexing PON)** is an emerging technology which leverages the optical advances of dense wave division multiplexing (DWDM) to provide a dedicated wavelength to a single ONT. Implementations range from “tunable” optics which must be matched to the ONT's optics to a dynamic optical locking capability which automatically assigns a wavelength to the ONT at the ranging phase. WDM PONs utilize an arrayed waveguide grating (AWG) to multiplex up to 32 wavelengths of light onto a single fiber in the same way a passive optical splitter does. Unlike a typical optical splitter however, an AWG utilizes a phase shift in the optical light to provide an output on each fiber that only receives a certain wavelength of light.



2019 BICSI Winter Conference & Exhibition

January 20-24 • Orlando, FL, USA

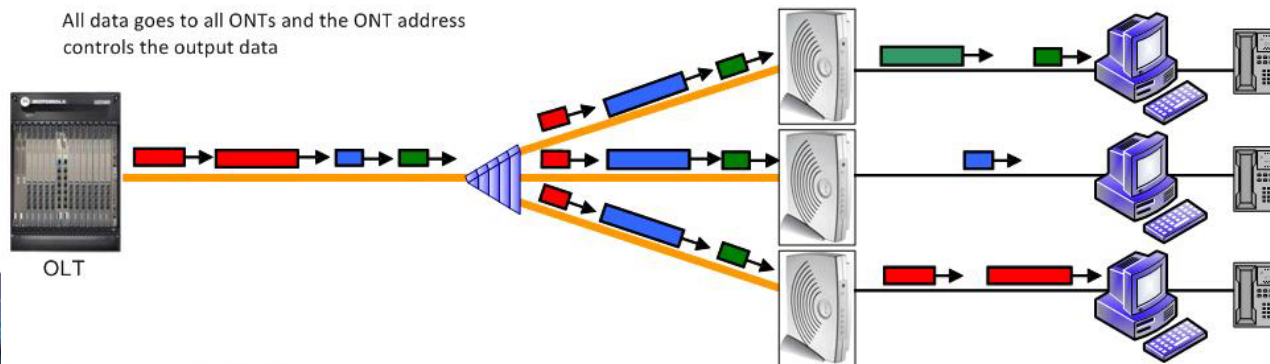


# Downstream Communication

The OLT transmits a signal downstream that all of the ONTs receive (point-to-multipoint). In the downstream direction, the information is broadcast on a specific color (wavelength) of laser light. The information is encoded into digital form and given a specific address that matches a specific ONT. The ONT that matches the address receives the signal and forwards the information to the end-user Ethernet port as depicted below.

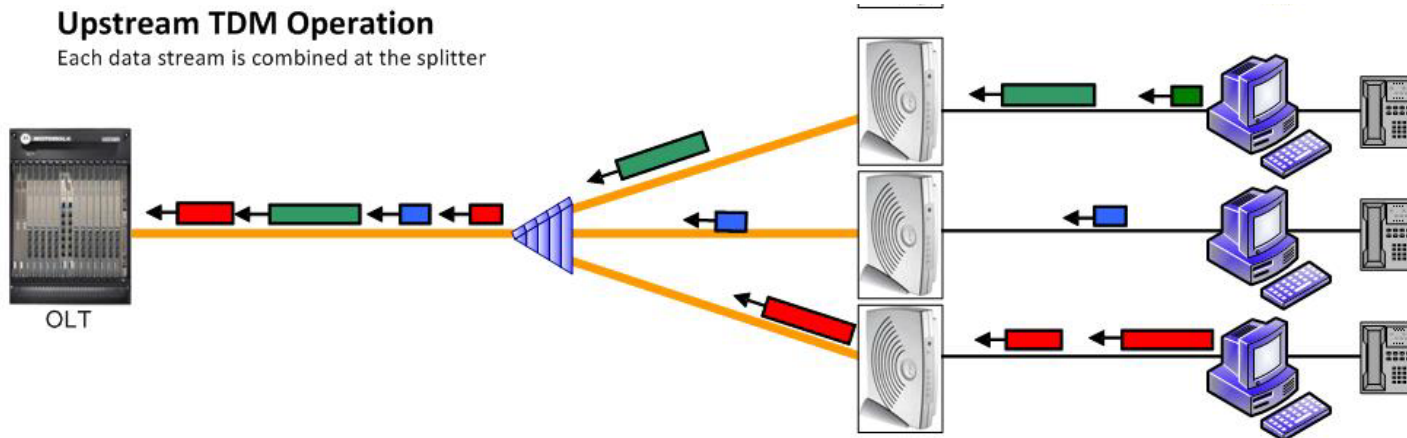
## Downstream Broadcast

All data goes to all ONTs and the ONT address controls the output data



# Upstream Communication

Since many ONTs are placed on the same fiber, each with their own laser, upstream communications must be coordinated so that they do not interfere with each other. This is done by synchronizing the ONTs and requiring each to send information to the OLT (Upstream) in a specific time window (TDM). The upstream laser color is different from the downstream laser, so the upstream signal will not interfere with other ONTs on the PON. Using the WDM technique, ONTs do not interfere with each other; the upstream signals do not interfere with downstream signals, and the upstream and downstream signals can communicate at the same time (full duplex). This mechanism for converged, duplex communication is depicted below.



January 20-24 • Orlando, FL, USA

**BICSI**

# GPON Bandwidth

- GPON upstream bandwidth is directly correlated to TDMA time slot
- Each ONT will get a number of timeslots allocated. Each frame is 125 $\mu$ s in length
  
- Static bandwidth management
- Dynamic Bandwidth Allocation (DBA)
  - DBA is specified in ITU 984.3. This feature is used to grant upstream bandwidth to ONUs based on their demand
  - Used for oversubscribing GPON links



# ONT Ranging Process

1. Authorize ONT to be on the PON
2. Determine distance from OLT
3. Setup OMCI communications
4. Assign bandwidth timeslots
5. Upgrade ONT software
6. Assign VLANs, QoS, PoE, security, etc.

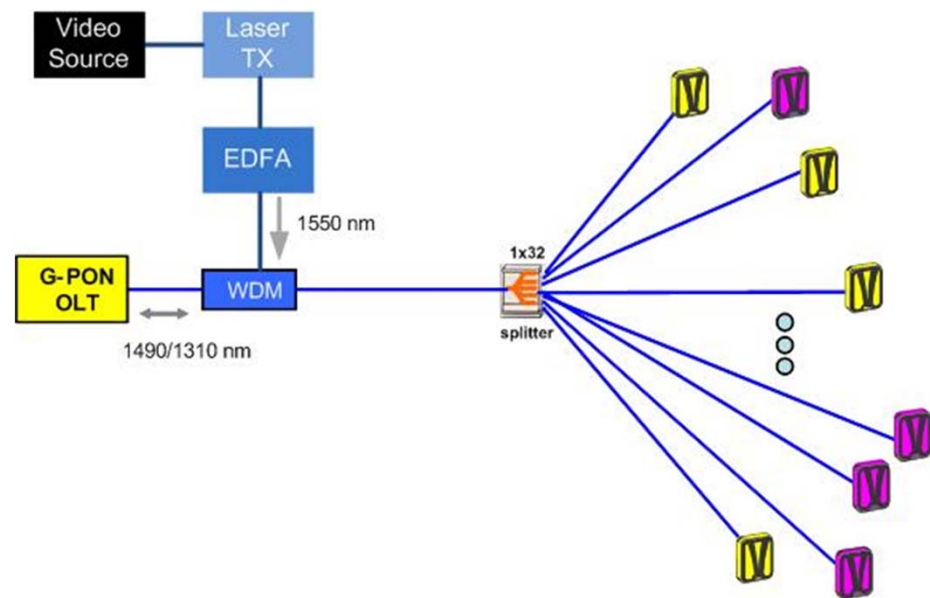






# RF Video

1. Video Source (Coax)
2. Laser Transmitter
3. Erbium Doped Fiber Amplifier (EDFA)
4. WDM



# Centralized Administration

- Reduce Operations & Maintenance (O&M) by reduced the amount of equipment managed
  - ONTs are managed by the OLT
- No powered devices in the middle of the network
  - Same location as user
- Co-locate OLT with other IT gear
  - Same location as other gear
- OLT handles activation, administration, and provision
- No administration ports on ONTs



2019 BICSI Winter Conference & Exhibition

January 20-24 • Orlando, FL, USA



# 15 Minute Break



**Please respect others and return on time.**

2019 BICSI Winter Conference & Exhibition

January 20-24 • Orlando, FL, USA

**BICSI**

# Knowledge Check

- What is a VLAN?
- Difference between Layers 1, 2 and 3
- Have you provisioned a Cisco/Brocade/Juniper switch?



# VLAN Creation

- POL uses VLANs just like Ethernet switches

**Add Service to Port - It:1/1/1** ✕

Service

VLAN ID

Service Type

**Save**

Start	End	Count	ACL Mode	Bridge Type	MST ID	Registration Type	Description
300	1	1	Disable All ACLs	Full Bridging	CIST	Dynamic	CloudVLAN300
302	1	1	Disable All ACLs	Full Bridging	CIST	Dynamic	CloudVLAN302
304	1	1	Disable All ACLs	Full Bridging	CIST	Dynamic	CloudVLAN304
306	1	1	Disable All ACLs	Full Bridging	CIST	Dynamic	CloudVLAN306
308	1	1	Disable All ACLs	Full Bridging	CIST	Dynamic	MGMT
2001	2005	5	Disable All ACLs	Full Bridging	CIST	Dynamic	TIP_VLANS

Bridge Logical on Device core-0lt (192.168.50.22 : MXK-3U)

netbox@netbox - Bridge Logical on Device core-0lt (192.168.50.22 : MXK-3U)

Select Physical

Vpn:  Vdr:

Select Physical Parts

- Slot 1 - GPCV4 - Running
- Slot 6:7 - ACTIVE\_ETH-00 - Running
- Slot a - UPLINK-2TG-8G - Running
- Slot b - UPLINK-2TG-8G - Running

Bridge Logical Type

Use Templates

Bridge Type:

Type:

VLAN ID(L-4090):

Increment VlanId  secure  STP

Translate  QinQ  QoS

VLAN Class-Of-Service:

Outgoing COS option:

Outgoing COS value:

Stag Protocol Id:

SLAN / S-tag Id(L-4090):

S-tag COS:

S-tag Outgoing COS option:

S-tag Outgoing COS Value:

MVR Vlan Id:

MSTP Instance:

VLAN Translate From ID(L-4090):

SLAN Translate From ID(L-4090):

Use Existing Packet Rules  Use Packet Rule Template

Ingress Packet Rule Group Index:

Egress Packet Rule Group Index:

Name:

# Uplink Provisioning

- Pick 1G and 10G Ethernet ports to connect to the core network

Start	End	Count	Interface	Force Forward	IGMP Proxy	Description
300	300	1	NET1 (Uplink)	<input type="checkbox"/>	<input type="checkbox"/>	
302	302	1	NET1 (Uplink)	<input type="checkbox"/>	<input type="checkbox"/>	
304	304	1	NET1 (Uplink)	<input type="checkbox"/>	<input type="checkbox"/>	
306	306	1	NET1 (Uplink)	<input type="checkbox"/>	<input type="checkbox"/>	
308	308	1	NET1 (Uplink)	<input type="checkbox"/>	<input type="checkbox"/>	MGMT
2001	2001	1	NET2 (Uplink)	<input type="checkbox"/>	<input checked="" type="checkbox"/>	Network-A (ONT-1)
2002	2002	1	NET2 (Uplink)	<input type="checkbox"/>	<input checked="" type="checkbox"/>	Network-B
2004	2004	1	NET2 (Uplink)	<input type="checkbox"/>	<input type="checkbox"/>	VoIP

Port Id	Type	Name	Admin Status	Oper status
1-6-1-0	Ether	1-6-1-0	Up	Down
1-6-2-0	Ether	1-6-2-0	Up	Down
1-6-3-0	Ether	1-6-3-0	Up	Down
1-6-4-0	Ether	1-6-4-0	Down	Down
1-6-5-0	Ether	1-6-5-0	Up	Down
1-6-6-0	Ether	1-6-6-0	Up	Down
1-6-7-0	Ether	1-6-7-0	Up	Down
1-6-8-0	Ether	1-6-8-0	Up	Down
1-6-9-0	Ether	1-6-9-0	Up	Down
1-6-10-0	Ether	1-6-10-0	Up	Down
1-6-11-0	Ether	1-6-11-0	Up	Down
1-6-12-0	Ether	1-6-12-0	Up	Down
1-6-13-0	Ether	1-6-13-0	Up	Down
1-6-14-0	Ether	1-6-14-0	Up	Down
1-6-15-0	Ether	1-6-15-0	Up	Down
1-6-16-0	Ether	1-6-16-0	Up	Down
1-6-17-0	Ether	1-6-17-0	Up	Down
1-6-18-0	Ether	1-6-18-0	Up	Down
1-6-19-0	Ether	1-6-19-0	Up	Down

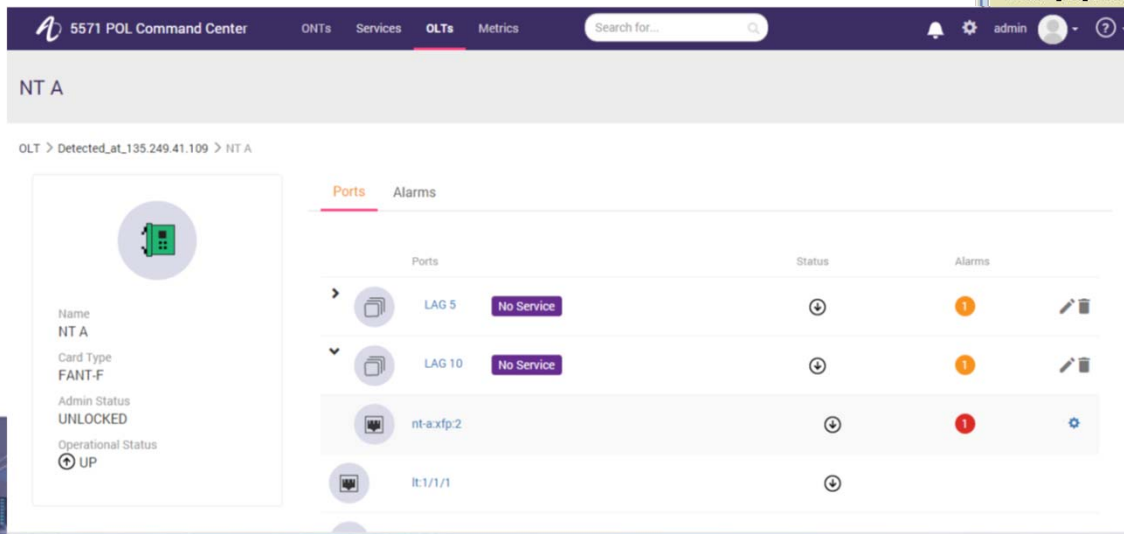
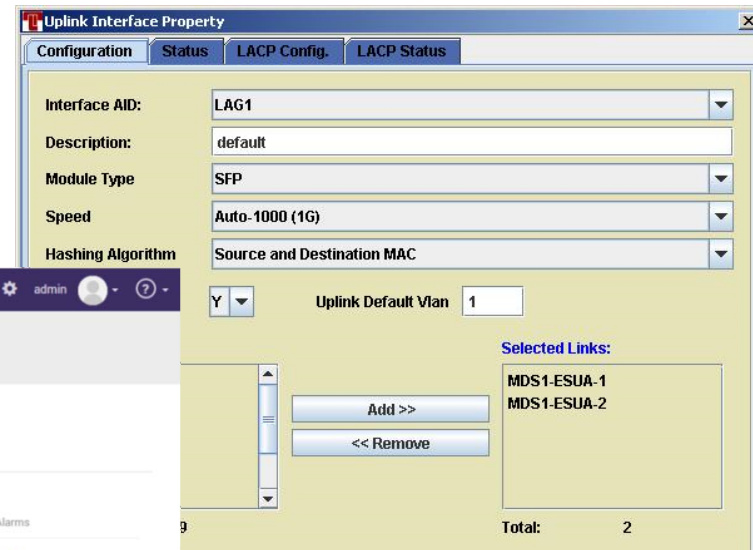
OLT > Detected\_at\_135.249.41.109

Slot No	Cards	Card Type	Status	Alarms	Actions
0	NT IO	NGFC-H			<a href="#">Accept</a>
1	NT A	FANT-F		<span style="color: red;">9</span>	
2	EMPTY slot				
3	EMPTY slot				



# Uplink LAGs

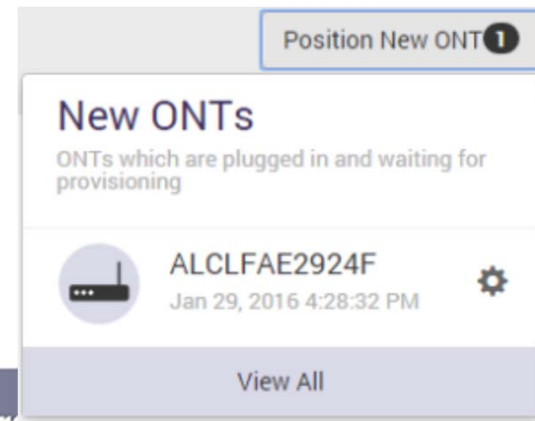
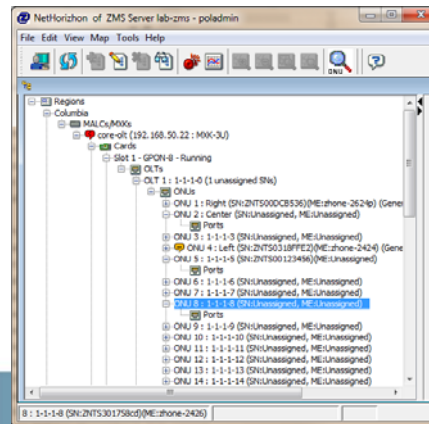
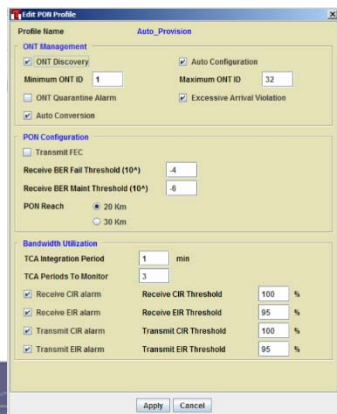
- Add individual ports to Link Aggregation Groups
- Configure LACP





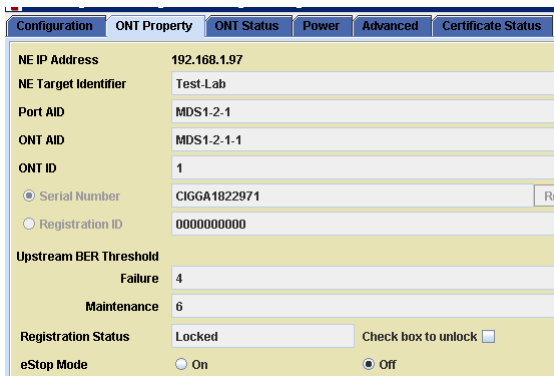
# ONT Discovery

- ONTs will notify the OLT when they are connected
- Administrator determines next steps



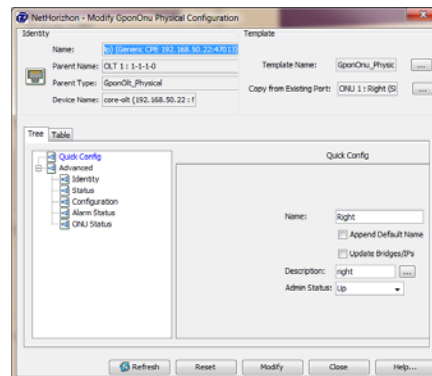
# ONT Ranging

- Know your ONT locations before they are deployed
- Assign a name and location as they are ranged



Configuration ONT Property ONT Status Power Advanced Certificate Status

NE IP Address	192.168.1.97
NE Target Identifier	Test-Lab
Port AID	MDS1-2-1
ONT AID	MDS1-2-1-1
ONT ID	1
<input checked="" type="radio"/> Serial Number	CIGGA1822971
<input type="radio"/> Registration ID	000000000
Upstream BER Threshold	
Failure	4
Maintenance	6
Registration Status	Locked <input type="checkbox"/> Check box to unlock
eStop Mode	<input type="radio"/> On <input checked="" type="radio"/> Off



NetHorizon - Modify GponOnu Physical Configuration

Name:	NT [Server: ONU: 192.168.50.22:4011]	Template Name:	GponOnu_Physic
Parent Name:	OLT 1: 1-1-1-0	Copy from Existing Port:	ONU 1: Right (S)
Parent Type:	GponOnu_Physical		
Device Name:	core-olt (192.168.50.22:1)		

Tree Table

Quick Config	Quick Config
Advanced	
Identity	Name: right
Status	<input type="checkbox"/> Append Default Name
Configuration	<input type="checkbox"/> Update Bridges/Ports
Alarm Status	Description: right
ONU Status	Admin Status: Up

Buttons: Refresh, Reset, Modify, Close, Help...



2019 BICSI Winter Conference & Exhibition  
January 20-24 • Orlando, FL, USA



# ONT Provisioning

- Assign VLANs once ONTs are ranged

**Create Ethernet Port Service Profile**

Profile Name: VulP\_150

Service Type: Bridged NN

Class of Service: net.VBR

802.1p Marking Mode: COPY

Marked 802.1p Priority: 6

Network VLAN: 150

Subscriber VLAN: 150

Service Protocol: Transparent

Rate: Shaping Mode: Disable

Downstream Peak Rate: 1000102 Kbps

Downstream Sustained Rate: 5120 Kbps

Shaped 802.1p Priority: 0

Upstream Peak Rate: 5120 Kbps

Upstream Sustained Rate: 512 Kbps

Guaranteed Rate: 512 Kbps

Encrypt Downstream Data Flow:

Circuit ID Template: %ID% eth %SHEL%/%SLOF%/%PON%/%ONT%/%PORT%

Remote ID Template: %ID%

LLDP DSCP: 0

LLDP Application Type: 1

ACL Profile: StickyMAC\_2

Buttons: Apply, Cancel

**Add ONT port to service**

Search: ALCL

- ONT Detected\_at\_135.249.41.109.R1.S1.LT7.PON1.ONT1  
Serial No : ALCLFAE2924F  
Description:
- ONT Detected\_at\_135.249.41.109.R1.S1.LT7.PON1.ONT2  
Serial No : ALCLFAE291C3  
Description:

Buttons: Cancel

**NetHorizon - CPE Connection On Device core-olt (192.168.50.22 : MXK-3U)**

Select GEM Port: Slot 1 - GPON-0 - Running

Select ONU Physical: DLT : 1-1-1-0

ONU : Right (S/N:ZHT5000CB536)(M/E:zhone-262-tp) (Gener...)

Bridge Logical: Select Bridge Template: Transparent LANSingleTa

Name: [ ]

VLAN ID (0..4090): 50

VLAN COS: 0

SLAN ID (1..4090): 0

SLAN COS: 0

SLAN TP ID: 0x8100

M/R VLAN: 0

Use Existing Packet Rules:  Use Packet Rule Template

Ingress Packet Rule Group Index: 0

Egress Packet Rule Group Index: 0

GTP Information: Use GTP Index:  Use GTP Template

GTP Index: 2 : Libr, 10240,0,0,1048576

Traffic Management Index: 0

Multicast Control List: [ ]

Max Number of Multicast Streams: [ ]

CPE Connection: Type: Ethernet UNI

UNI Port: 1

UNI VLAN:  UNI VLAN  Guided VLAN

UNI VLAN: 0

UNI SLAN: 0

UNI SLAN COS: 0

UNI SLAN COS: 0

UNI SLAN TPID: 0x8100

DSCP To Cos Index: 0

RG Mode: Bridged

Buttons: Add, Close, Help...

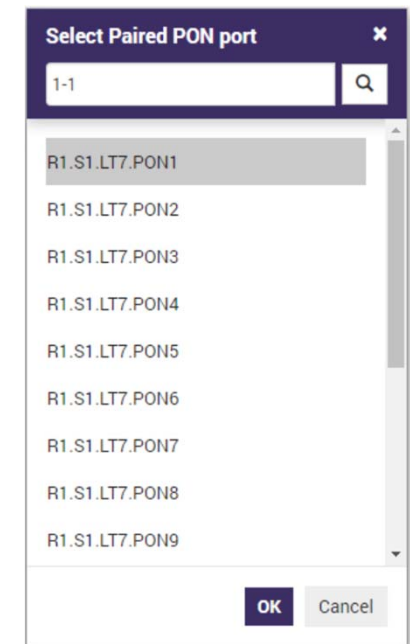
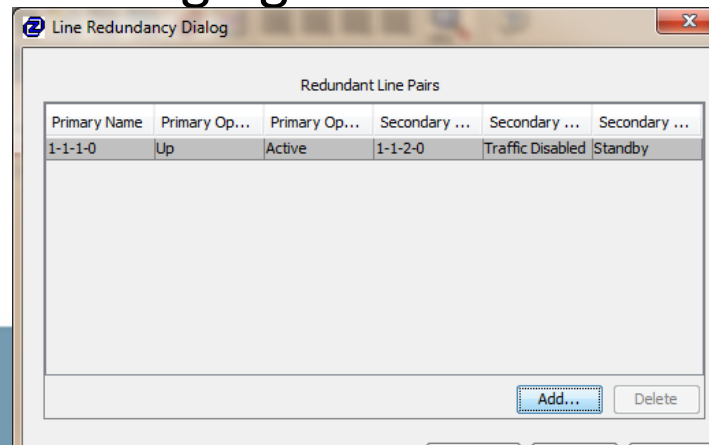
# Optical Levels

- OLTs and ONTs will report optical transmit and receive levels
- Provides basic indication of connection problems
- Not intended to replace cable plant certification



# Type-B Protection

- Provides sub-80ms switchover protection between PON ports on same OLT
- Redundant OLTs an option
- Switchover between OLTs  
*sometimes* requires re-ranging



# OMCI

- OLTs communicate with ONTs using ONT Management and Control Interface (OMCI)
- OMCI is part of the GPON standard and operating outside of GEM Ports
- OMCI is established after ONT is ranged



# Bandwidth Assignment

- Bandwidth management is built-in to the GPON standard
- Required during provisioning



Upstream Bandwidth Profile

CIR	AIR	EIR
<input type="text" value="0"/>	<input type="text" value="2000"/>	<input type="text" value="120000"/>

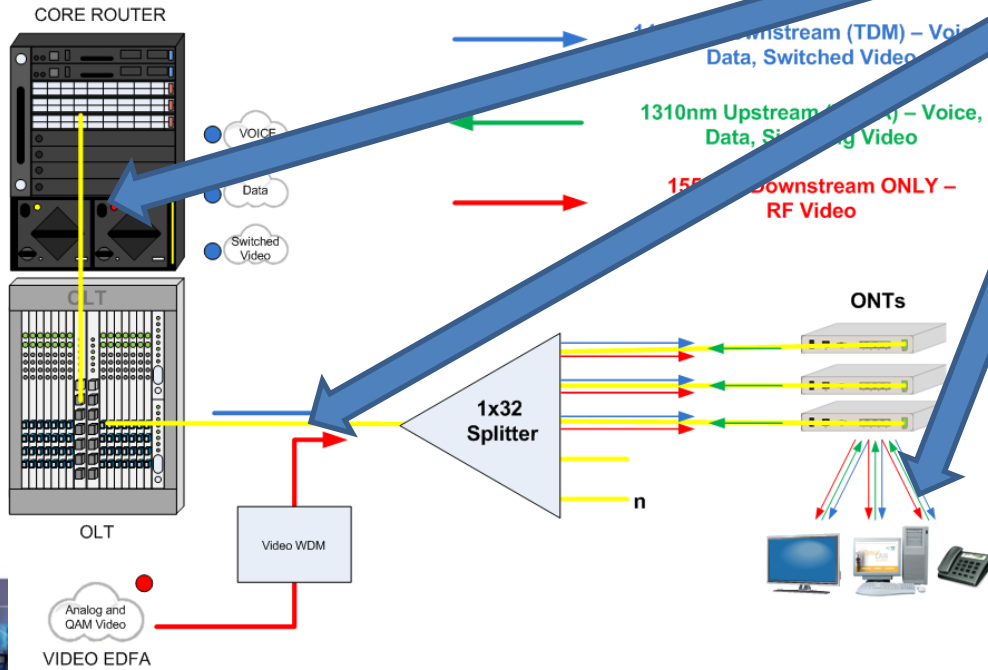
Downstream Bandwidth Profile

CIR	EIR
<input type="text" value="2048"/>	<input type="text" value="120000"/>



# Bandwidth Management

Committed rates cannot exceed capacity of any link in the system





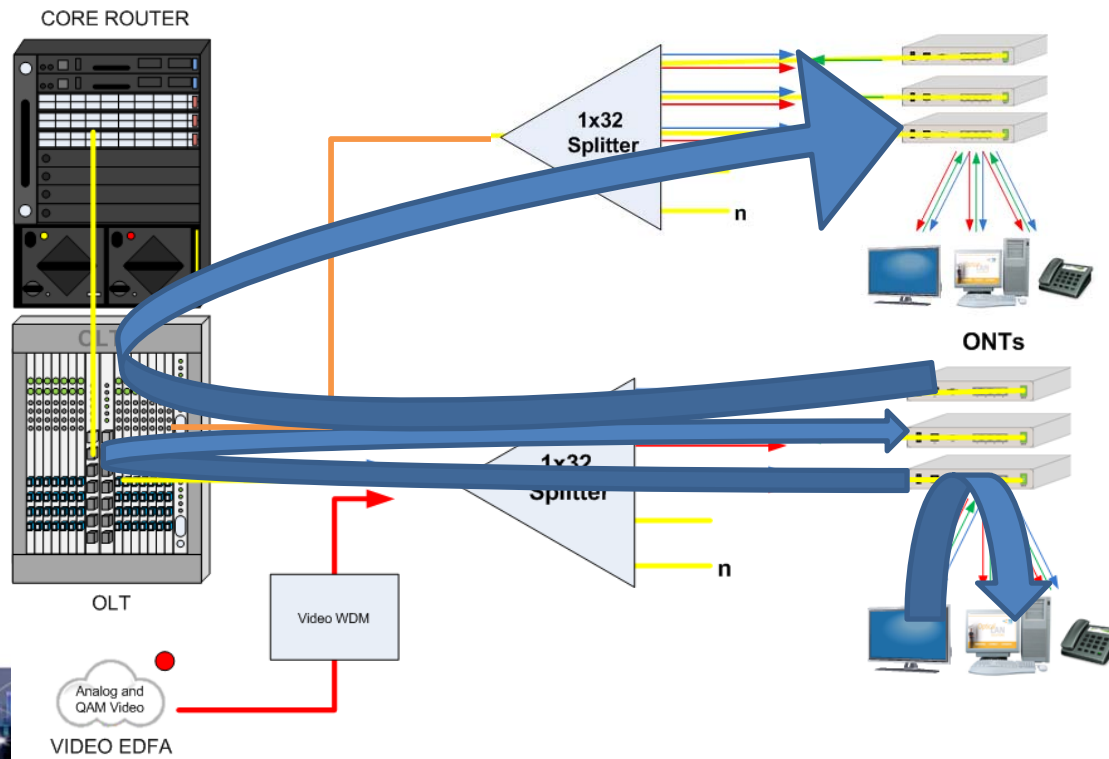
# Upstream Granting

- The “Grant” is the permission sent from the OLT to the ONT to:
  - Allow the ONT to transmit traffic in its assigned timeslot on the Upstream data train
  - Control the flow of Upstream traffic from the ONTs to the OLT so collisions of traffic from different ONTs on the PON do not occur



# Traffic Flow

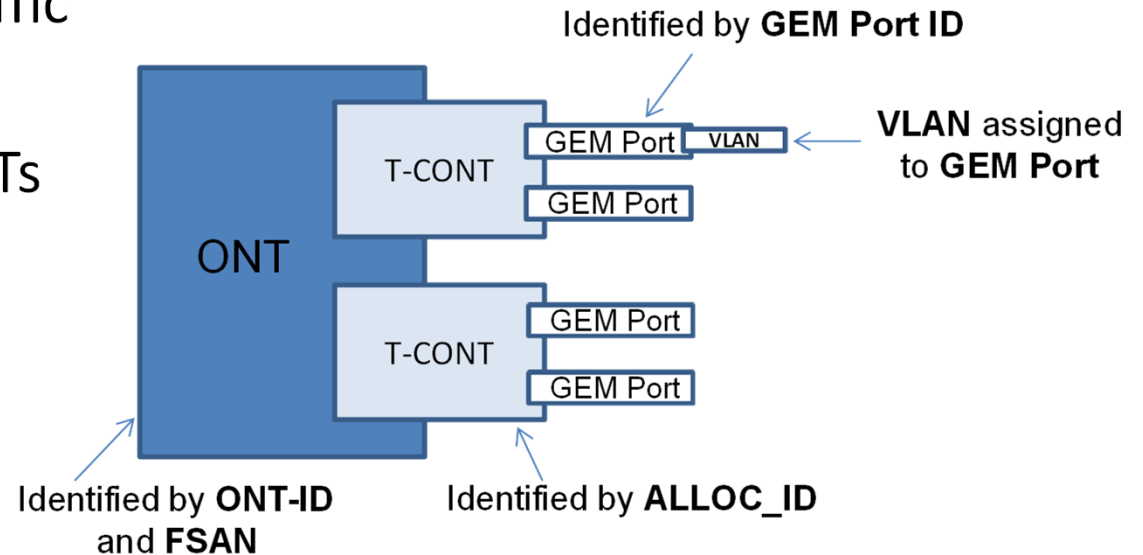
Internal switching separates POL from carrier PON vendors



1. Within ONT
2. Within PON Card
3. Within OLT

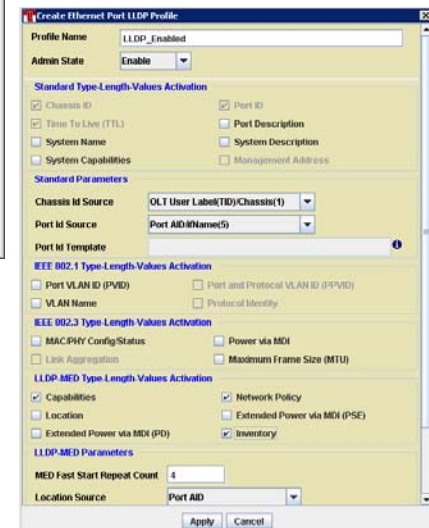
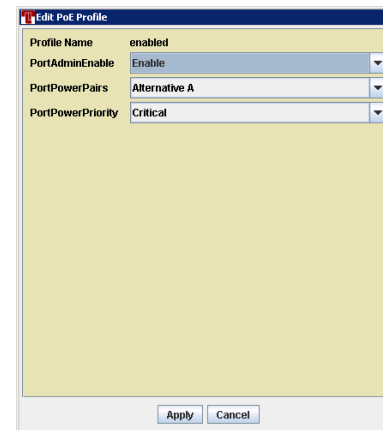
# GPON Encapsulation

- VLANs mapped to GEM Ports
- GEM Ports assigned to traffic containers
- GEM Ports mapped to ONTs



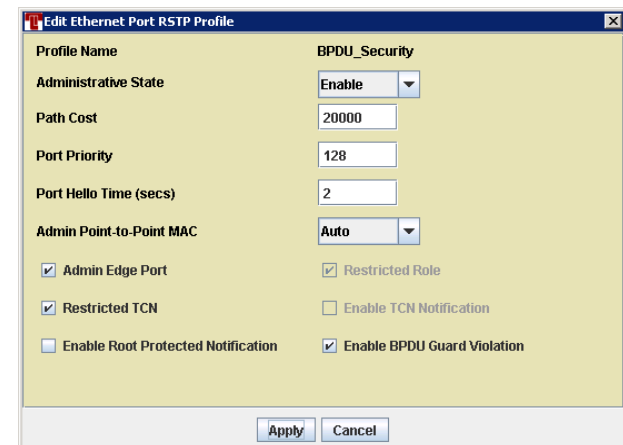
# Tagging, LLDP, PoE, QoS

- Tag VLANs from ONT
- Deliver power
- Configure connected devices with LLDP
- Customize QoS



# STP & Loop Detection

- Full STP is not required in POL networks
- Loop detection is important



The screenshot shows a configuration window titled "Edit Ethernet Port RSTP Profile" with a close button in the top right corner. The window has a yellow background and contains the following settings:

Profile Name	BPDU_Security
Administrative State	Enable
Path Cost	20000
Port Priority	128
Port Hello Time (secs)	2
Admin Point-to-Point MAC	Auto
<input checked="" type="checkbox"/> Admin Edge Port	<input checked="" type="checkbox"/> Restricted Role
<input checked="" type="checkbox"/> Restricted TCN	<input type="checkbox"/> Enable TCN Notification
<input type="checkbox"/> Enable Root Protected Notification	<input checked="" type="checkbox"/> Enable BPDU Guard Violation

At the bottom of the window, there are two buttons: "Apply" and "Cancel".

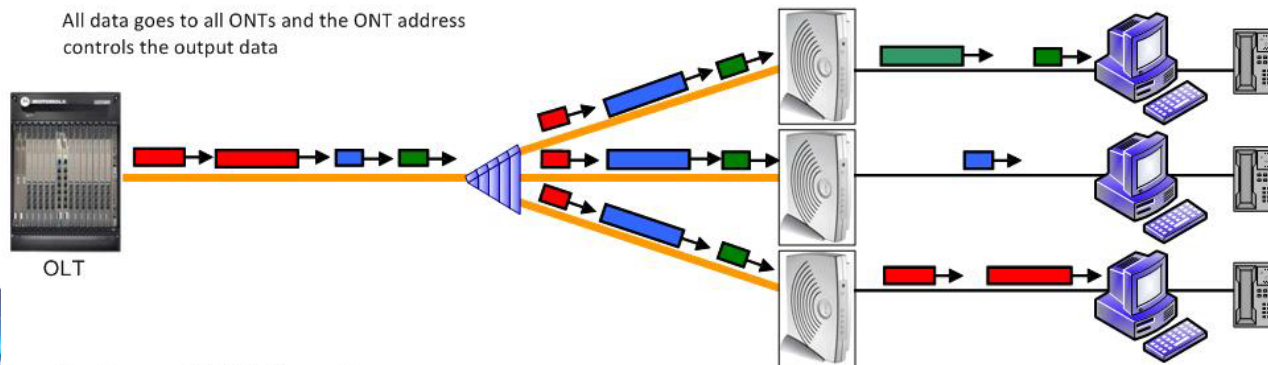


# Multicast

- Multicast compliments PON topology
- OLTs and ONTs feature IGMP snooping
- Specific multicast VLAN required

## Downstream Broadcast

All data goes to all ONTs and the ONT address controls the output data



January 20-24 • Orlando, FL, USA

**BICSI**

# Templates & Profiles

- Templates and profiles allow admins to create common settings

The image displays a network management interface with several key components:

- Network Tree:** Shows a hierarchy including 'Test-Lab', '1134 MSAP', and various ports like '01 4xGPON', '02 4xGPON', '01 PON', '02 PON', '03 PON', '04 PON', '03 4xGPON', and '04 4xGPON'.
- Ports Panel:** A table listing interfaces with their AIDs and User to User Traffic status.
- Create New Service Dialog:** A form for configuring a new service.
 

Upstream Bandwidth Profile		
CIR	AIR	EIR
0	2000	120000

Downstream Bandwidth Profile	
CIR	EIR
2048	120000
- Identity Dialog:** A form for configuring a traffic profile.
 

Property	Value
Name	Spon Traffic Profile
Parent Name	core-olt (192.168.50.22 : MXK-3U)
Parent Type	Mx3U_Device
Profile Index	0
Traffic Class	cbr
Compensated	<input type="radio"/> True <input checked="" type="radio"/> False
Shared	<input type="radio"/> True <input checked="" type="radio"/> False
Dynamic Bandwidth Allocation	<input type="radio"/> True <input checked="" type="radio"/> False
Guaranteed Upstream Bandwidth (in Kbps)	0
Fixed Upstream UBR Bandwidth (in Kbps)	0
Fixed Upstream CBR Bandwidth (in Kbps)	0
Assured Upstream Bandwidth (in Kbps)	0
Maximum Upstream Bandwidth (in Kbps)	0
Extra Upstream Bandwidth Type	<input type="radio"/> Non Assured <input checked="" type="radio"/> Best Effort
- Configuration Table:** A table showing configuration parameters for different services.
 

PAE	NAC	LLDP	Admin State	Status
default	Data_VoIP-200_250	LLDP_Enabled	Enabled	Modified
default	default	default	Disabled	
default	default	default	Disabled	
default	default	default	Disabled	



# Rules & Auto-Port Provisioning

- Auto-provision ONTs upon detection
- Set rules or selectors based upon ONT properties (location, model, etc.)
- Copy Configurations

The screenshot displays the 5571 POL Command Center interface. The main window shows 'Edit ONT details' for an ONT with ID 'INES-80-1-1-1-R1-S1-LT4-PON7-ONT1'. The ONT is acknowledged and has a 'UP' operational status. A 'Copy Configuration' button is highlighted with a red box. An 'Equipment Selector' dialog box is open, showing a selector name 'Slot-2\_PON-3\_709ONs\_Port1' and various configuration fields: ONT Type (ONT709), AID Range (Port), I/O Slot (2), PON (3), ONT (\*), and Port (1). A 'Clipboard buffer' notification is visible in the bottom right corner of the main window, indicating that the configuration for the selected ONT has been copied to the clipboard.

Port ID	Service	Admin Status	Description
PORT 1-1	TestLink		ONT INES-80-1-1-1-R1-S1-LT4-PON7-ONT1 Configuration copied in clipboard

2019 BICSI

BICSI



# Converging Standards

- IEEE and ITU working to converge standards in future generations
- 10G EPON and XGPON use same PHYs

# Future Standards

- EPON/GPON Networks can co-exist on the same fiber & splitters as 10G EPON/XGPON Networks
- 10G EPON and XGPON use same PHYs
- IEEE and ITU working to converge standards in future generations
- Next standards may combine multiple wavelengths in each direction for additional bandwidth



2019 BICSI Winter Conference & Exhibition

January 20-24 • Orlando, FL, USA

**BICSI**

# Complimentary Wavelengths

## EPON/GPON

1490nm Down / 1310nm Up

## 10G EPON/XGPON

1577nm Down / 1270nm Up

## RF Video

1550nm Down

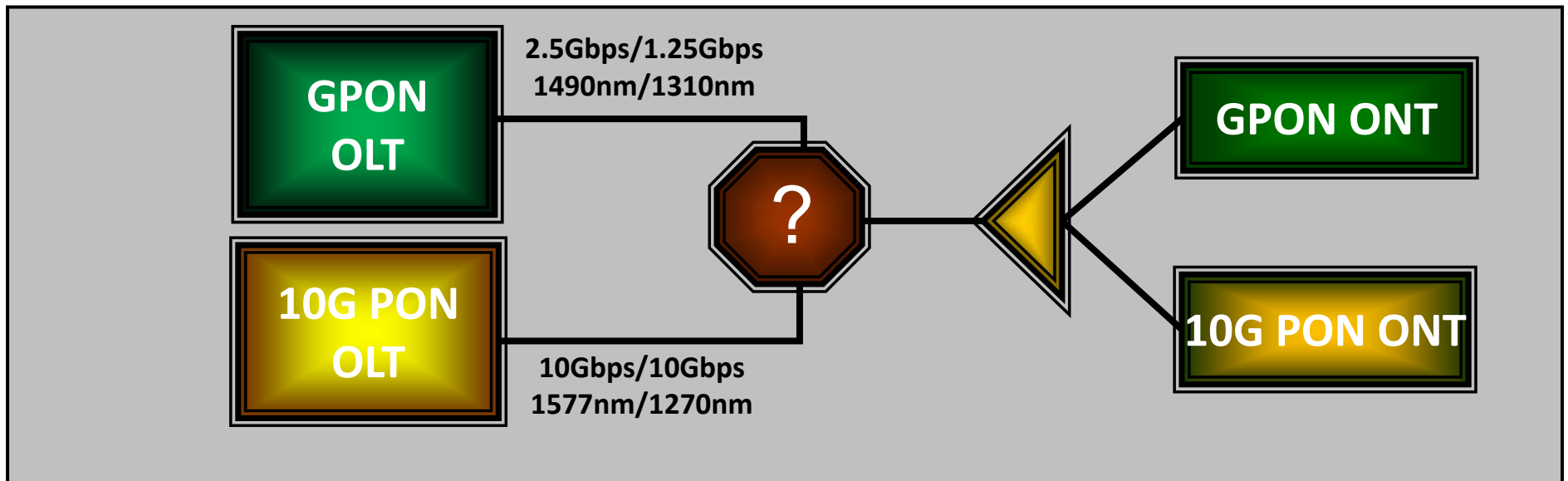


**2019 BICSI Winter Conference & Exhibition**

January 20-24 • Orlando, FL, USA



# Migration to 10G



6

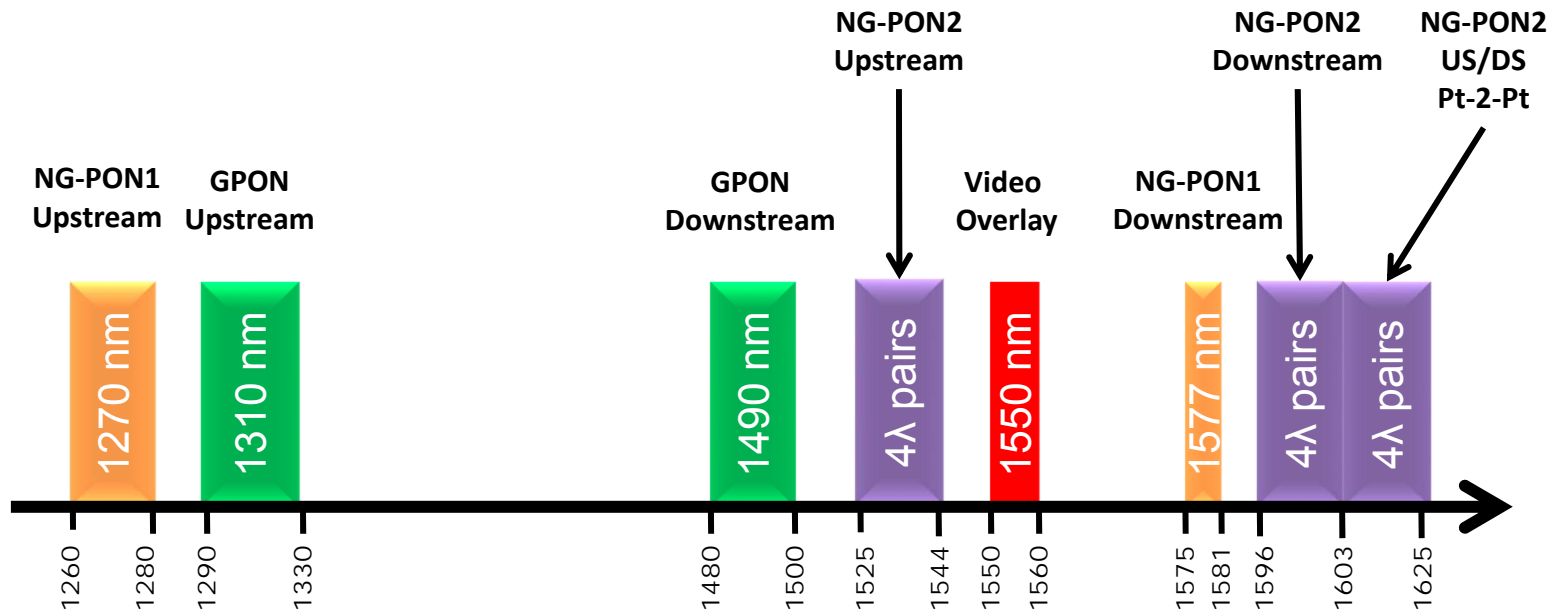
- 10G PON can coexist on the same fiber as GPON
- Bandwidths available as 10G Downstream and 10G/2.5G/1G Upstream
- Uses same infrastructure/splitters as GPON
- Casual migration – upgrade only the ONTs that you want

2019 BICSI Winter Conference & Exhibition

January 20-24 • Orlando, FL, USA

**BICSI**

# The Migration to 10 & 40G PON



The cabling infrastructure stays the same and only the users that need it are upgraded.

PON Name	Version	DOWN (Gbps)	UP (Gbps)	Industry Standard
G-PON		2.5	1.25	ITU G.984
NG-PON1	XG-PON	10	2.5	ITU G.987
	XGS-PON	10	10	ITU G.9807
NG-PON2		40	40	ITU G.989

2019 BICSI Winter Conference & Expo  
January 20-24 • Orlando, FL, USA

# Questions?

## Passive Optical LAN Integration & Management

Matt Miller  
CallisonRTKL



# POL Project Closeout Package

Chad Hines  
ITConnect, Inc.



**2019 BICSI Winter Conference & Exhibition**  
January 20-24 • Orlando, FL, USA

**BICSI**


# Suggested Contents

- Rack Elevation Drawings
- As-Built Drawings
- Interconnect Documentation
- Test Results
- Datasheets and Documentation





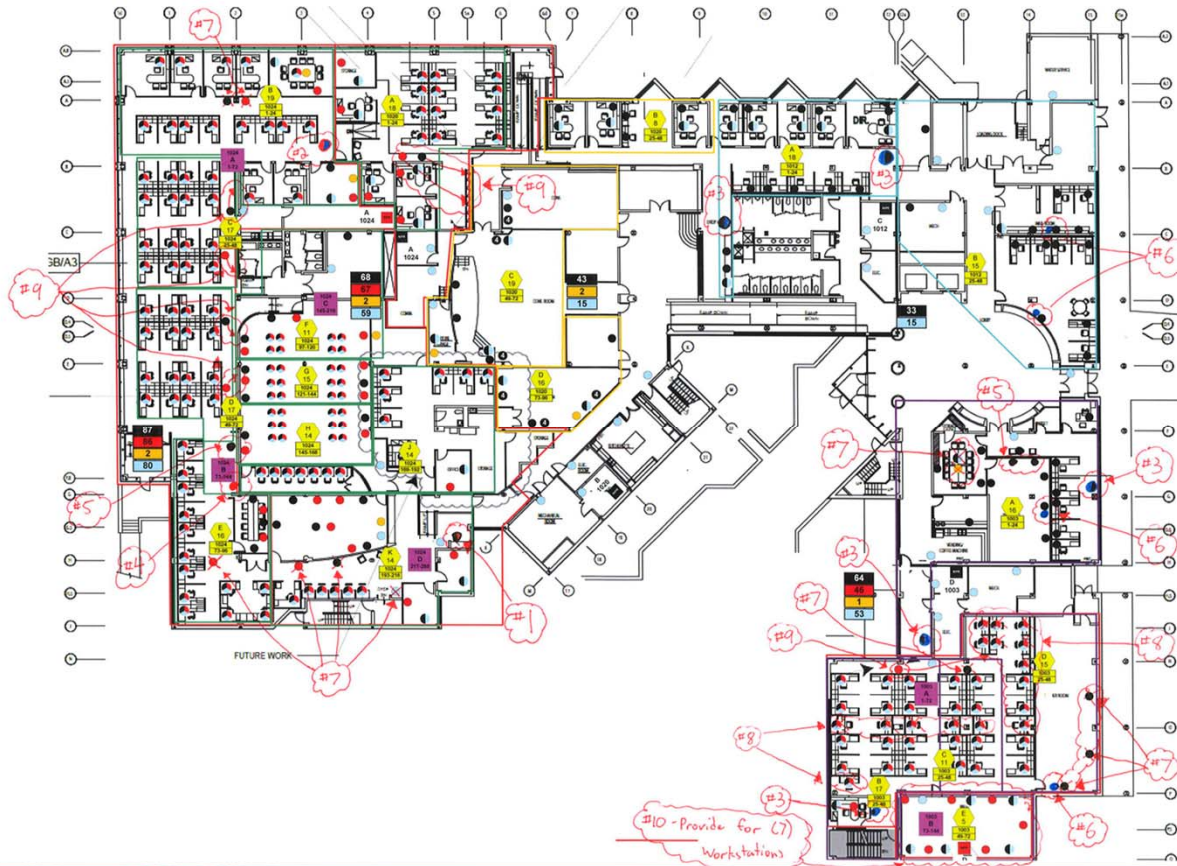
# Rack Elevation Drawings



2019 BICSI Winter Conference & Exhibition  
January 20-24 • Orlando, FL, USA



# As-Built Drawings



# Interconnect Documentation

Site	Building	OLT Rack	OLT Chassis	PON Card	PON Port	VAM Shelf	VAM Module	VAM Port	Backbone Shelf	Riser Cable	Backbone Port
Las Vegas	Mandalay Bay	MDF Rack 6	ManBay001	4	16	1	8	2	2	2	1
Las Vegas	Mandalay Bay	MDF Rack 6	ManBay001	4	16	1	8	2	2	2	1
Las Vegas	Mandalay Bay	MDF Rack 6	ManBay001	4	16	1	8	2	2	2	1
Las Vegas	Mandalay Bay	MDF Rack 6	ManBay001	4	16	1	8	2	2	2	1
Las Vegas	Mandalay Bay	MDF Rack 6	ManBay001	4	16	1	8	2	2	2	1
Las Vegas	Mandalay Bay	MDF Rack 6	ManBay001	4	16	1	8	2	2	2	1
Las Vegas	Mandalay Bay	MDF Rack 6	ManBay001	4	16	1	8	2	2	2	1
Las Vegas	Mandalay Bay	MDF Rack 6	ManBay001	4	16	1	8	2	2	2	1
Las Vegas	Mandalay Bay	MDF Rack 6	ManBay001	4	16	1	8	2	2	2	1
Las Vegas	Mandalay Bay	MDF Rack 6	ManBay001	4	16	1	8	2	2	2	1
Las Vegas	Mandalay Bay	MDF Rack 6	ManBay001	4	16	1	8	2	2	2	1
Las Vegas	Mandalay Bay	N/A	N/A	N/A	N/A	N/A	N/A	N/A	N/A	N/A	N/A



**2019 BICSI Winter Conference & Exhibition**  
 January 20-24 • Orlando, FL, USA



# Interconnect Documentation

FDH	FDH Location	Splitter	Splitter Fiber	FDH Port	RDT	RDT Port Count	RDT Location	RDT Port	Drop #	Room Number	ONT Model	ONT SN#
MB1	3rd floor mechanical room across from 313	1	1	1	1	1-12	Located in front of 115	1	1	GUEST RM 2	ONT 123	90D7B
MB1	3rd floor mechanical room across from 313	1	2	2	1	1-12	Located in front of 115	2	2	120	ONT 123	90F2F
MB1	3rd floor mechanical room across from 313	1	3	3	1	1-12	Located in front of 115	3	3	119	ONT 123	90D75
MB1	3rd floor mechanical room across from 313	1	4	4	1	1-12	Located in front of 115	4	4	116	ONT 123	910D4
MB1	3rd floor mechanical room across from 313	1	5	5	1	1-12	Located in front of 115	5	5	117	ONT 123	90F49
MB1	3rd floor mechanical room across from 313	1	6	6	1	1-12	Located in front of 115	6	6	114	ONT 123	90FCF
MB1	3rd floor mechanical room across from 313	1	7	7	1	1-12	Located in front of 115	7	7	115	ONT 123	9130E
MB1	3rd floor mechanical room across from 313	1	8	8	1	1-12	Located in front of 115	8	8	113	ONT 123	90D72
MB1	3rd floor mechanical room across from 313	1	9	9	1	1-12	Located in front of 115	9	9	112	ONT 123	910C6
MB1	3rd floor mechanical room across from 313	1	10	10	1	1-12	Located in front of 115	10	10	111	ONT 123	90E09
MB1	3rd floor mechanical room across from 313	1	11	11	1	1-12	Located in front of 115	11	11	118	ONT 123	90F08
MB1	3rd floor mechanical room across from 313	N/A	N/A	12	1	1-12	N/A	12	Spare	N/A	N/A	N/A

2019 BICSI Winter Conference & Exhibition

January 20-24 • Orlando, FL, USA



# Interconnect Documentation

ONT GE Port 1 Device	ONT GE Port 1 MAC	ONT GE Port 2 Device	ONT GE Port 2 MAC	ONT GE Port 3 Device	ONT GE Port 3 MAC	ONT GE Port 4 Device	ONT GE Port 4 MAC	ONT POTS Port 1	ONT POTS Port 2	RF Port	WAP MACs	Notes
Active	N/A	N/A	N/A	N/A	N/A	N/A	N/A	Active	N/A	N/A	N/A	N/A
Active	N/A	N/A	N/A	N/A	N/A	WAP	F40F1B7E0CF8	Active	N/A	N/A	F40F1B7E0CF8	N/A
Active	N/A	N/A	N/A	N/A	N/A	N/A	N/A	Active	N/A	N/A	N/A	N/A
Active	N/A	N/A	N/A	N/A	N/A	N/A	N/A	Active	N/A	N/A	N/A	N/A
Active	N/A	N/A	N/A	N/A	N/A	N/A	N/A	Active	N/A	N/A	N/A	N/A
Active	N/A	N/A	N/A	N/A	N/A	N/A	N/A	Active	N/A	N/A	N/A	N/A
Active	N/A	N/A	N/A	N/A	N/A	WAP	F40F1B7F2B34	Active	N/A	N/A	F40F1B7F2B34	N/A
Active	N/A	N/A	N/A	N/A	N/A	N/A	N/A	Active	N/A	N/A	N/A	N/A
Active	N/A	N/A	N/A	N/A	N/A	WAP	F40F1B6373D8	Active	N/A	N/A	F40F1B6373D8	N/A
Active	N/A	N/A	N/A	N/A	N/A	N/A	N/A	Active	N/A	N/A	N/A	N/A
Active	N/A	N/A	N/A	N/A	N/A	WAP	88F0316C59B4	Active	N/A	N/A	88F0316C59B4	N/A
N/A	N/A	N/A	N/A	N/A	N/A	N/A	N/A	N/A	N/A	N/A	N/A	N/A

# Test Results

## FasTesT Report

### General Information

Filename:	MandalayBay2.olts	Cable ID:	AP 2.0 - Mandalay Bay
Test date:	3/30/2015	Fiber ID:	FIBER001; FIBER002; FIBER003; FIBER004; FIBER005; FIBER006; FIBER007; FIBER008; FIBER009; FIBER010; FIBER011; FIBER012
Test time:	2:28 PM; 2:30 PM; 2:31 PM; 2:32 PM; 2:33 PM; 2:34 PM	Customer:	Mandalay Bay
Job ID:	AP 2.0 - Mandalay Bay	Company:	Sin City Cabling
Comments:			

### Location A

Location: Wayne Newton  
 Unit's model: FOT-932  
 Unit's s/n: 767843

### Location B

Location: Celine Dion  
 Unit's model: FOT-932  
 Unit's s/n: 774536

### FasTesT

Fiber ID	Wavelength (nm)	Loss A->B (dB)	Ref. A->B (dB)	Loss B->A (dB)	Ref. B->A (dB)	Average (dB)	ORL A->B (dB)	ORL B->A (dB)	Length (ft)
FIBER001	1310	0.39	N/A	1.30	N/A	0.82	42.59	40.05	N/A
FIBER002	1310	0.59	-1.26	0.63	0.87	0.61	42.30	41.61	2,112.7000
FIBER003	1310	0.52	-1.26	0.51	0.87	0.52	42.88	>42.52	2,111.3000
FIBER004	1310	0.37	-1.26	0.44	0.87	0.40	43.58	>42.37	2,115.6000
FIBER005	1310	0.34	-1.26	0.37	0.87	0.36	42.01	>42.25	2,113.2000
FIBER006	1310	1.74	-1.26	1.74	0.87	1.74	42.41	36.18	2,110.6000
FIBER007	1310	0.68	-1.26	0.81	0.87	0.75	38.39	34.97	2,109.1000
FIBER008	1310	0.54	-1.26	0.63	0.87	0.59	42.72	>42.76	2,105.7000
FIBER009	1310	1.51	-1.26	1.60	0.87	1.55	43.27	42.14	2,103.3000
FIBER010	1310	0.45	-1.26	0.56	0.87	0.51	43.54	>42.62	2,105.2000
FIBER011	1310	0.57	-1.26	0.61	0.87	0.59	43.38	42.61	2,107.7000
FIBER012	1310	1.24	-1.26	1.24	0.87	1.24	43.28	40.66	2,104.9000





# Datasheets and Documentation



# Questions?

## POL Project Closeout Package

Chad Hines

IT Connect



**2019 BICSI Winter Conference & Exhibition**

January 20-24 • Orlando, FL, USA

**BICSI**



# Speaker Contacts

- Thomas Ruvarac
  - President & CEO, APOLAN
  - [truvarac@gmail.com](mailto:truvarac@gmail.com)
- Matt Miller
  - Associate Vice President, CallisonRTKL
  - [matt.miller@crtkl.com](mailto:matt.miller@crtkl.com)
- Chad Hines
  - Project Manager, IT Connect, Inc.
  - [chad@itconnectinc.com](mailto:chad@itconnectinc.com)



2019 BICSI Winter Conference & Exhibition

January 20-24 • Orlando, FL, USA



# Brought to you by the Association for Passive Optical LAN (APOLAN)

Founding Members:



[www.apolanglobal.org](http://www.apolanglobal.org)

2019 BICSI Winter Conference & Exhibition

January 20-24 • Orlando, FL, USA

**BICSI**